



GRANGER-HUNTER

IMPROVEMENT DISTRICT

Board Meeting of the Board of Trustees January 21, 2025

January 21, 2025

February 18, 2025

March 18, 2025

April 15, 2025

May 20, 2025

June 17, 2025

July 15, 2025

August 19, 2025

September 16, 2025

October 21, 2025

November 18, 2025

December 16, 2025(if needed)

GRANGER-HUNTER IMPROVEMENT DISTRICT
ACRONYMS AND ABBREVIATIONS

ACRONYM OR ABBREVIATION	DEFINITION
ACH	Automated Clearing House
AF	Acre-feet or Acre-foot
AMI	Advanced Metering Infrastructure
AMZN	Amazon
A/R	Accounts Receivable
A/P	Accounts Payable
APWA	American Public Works Association
ASR	Aquifer Storage and Recovery
AWWA	American Water Works Association
AWWAIMS	American Water Works Association Intermountain Section
BOD	Biological Oxygen Demand
BRIC	Building Resilient Infrastructure and Communities
CC	Credit Card
CCTV	Closed Circuit Television
CDA	Community Development Area
CFS	Cubic Feet per Second
CFO	Chief Financial Officer
CIP	Construction-in-Process/Capital Improvement Project
COS	Cost-of-Service
CRA	Community Reinvestment Area
CRWUA	Colorado River Water Users Association
CUP	Central Utah Project
CUPCA	Central Utah Project Completion Act
CUWCD	Central Utah Water Conservancy District
CVWRF	Central Valley Water Reclamation Facility
CWP	Central Utah Water Development Project
CWS	Community Water Systems
CWSRF	Clean Water State Revolving Fund
DBP	Disinfection By-product
DDW	Utah Division of Drinking Water
DEQ	Utah Department of Environmental Quality
DNR	Utah Department of Natural Resources
DOI	Department of Interior
DWQ	Utah Division of Water Quality
DWRe	Utah Division of Water Resources
DWRi	Utah Division of Water Rights
EA	Environmental Assessment
EIS	Environmental Impact Statement

EOC	Emergency Operations Center
EMOD	Experience Modification Factor
EMP	Employee
EPA	United States Environmental Protection Agency
ERP	Emergency Response Plan/Enterprise Resource Planning
ERU/ERC	Equivalent Residential Unit/Equivalent Residential Connection
FA	Fixed Assets
FEMA	Federal Emergency Management Agency
FOG's	Fats, Oil, & Grease
FRA	Fraud Risk Assessment
GFOA	Government Finance Officer's Association
GHID	Granger-Hunter Improvement District
GIS	Geographic Information System
gpcd	Gallons per Capita per Day
gpm	Gallons per Minute
GWR	Groundwater Rule
HMI	Human-Machine Interface
HUD	U.S. Department of Housing and Urban Development
HVAC	Heating, Ventilation and Air Conditioning
IAP	Incident Action Plan
IC	Incident Commander
ICS	Incident Command System
IFA	Impact Fee Act
JRC	Jordan River Commission
JIC	Joint Information Center
JVWCD	Jordan Valley Water Conservancy District
KID	Kearns Improvement District
kW	Kilowatt
LOS	Level of Service
MGD	Million Gallons per Day
MG	Million Gallons
mg/L	Milligrams per Liter
MH	Manhole
M&I	Municipal and Industrial
MOU	Memorandum of Understanding
MVC	Mountain View Corridor
MWD	Magna Water District
MWDSLS	Metropolitan Water District of Salt Lake & Sandy
NEPA	National Environmental Policy Act
O&M	Operation and Maintenance
OSHA	Occupational Safety and Health Administration
PIO	Public Information Officer

PM	Preventative Maintenance
POC	Point of Contact
ppm	Parts per Million
Incode/Pro10	Financial ERP Software
OPEB	Post Retirement Benefits
PTIF	Public Treasurers Investment Fund
PVC	Polyvinyl Chloride
R&R	Repair and Replacement
RCP	Reinforced Concrete Pipe
RDA	Redevelopment Agency (Property Taxes)
RFP	Request for Proposal
RFSQ	Request for Statements of Qualifications
RMP	Rocky Mountain Power
RNI	Regional Network Interface (Meters)
RTU	Remote Telemetry Unit
RWAU	Rural Water Association of Utah
SCADA	Supervisory Control and Data Acquisition System
SDWA	Safe Drinking Water Act
SLVHD	Salt Lake Valley Health Department
SO	Safety Officer
SOP	Standard Operating Procedure
SOQ	Statement of Qualification
SRF	State Revolving Fund
SSO	Sanitary Sewer Overflow
SVSD	South Valley Sewer District
TBID	Taylorville Bennion Improvement District
TCR	Total Coliform Rule
TDS	Total Dissolved Solids
TNT	Truth-in-Taxation
TSS	Total Suspended Solids
UASD	Utah Association of Special Districts
UDOT	Utah Department of Transportation
UGFOA	Utah Government Finance Officers Association
USBR	United States Bureau of Reclamation
UTA	Utah Transit Authority
UWCF	Utah Water Conservation Forum
UWUA	Utah Water Users Association
WaterSMART	Sustain and Manage America's Resources for Tomorrow
WBWCD	Weber Basin Water Conservancy District
WVC	West Valley City

**MINUTES OF THE
GRANGER-HUNTER IMPROVEMENT DISTRICT
BOARD MEETING**

The Meeting of the Board of Trustees of the Granger-Hunter Improvement District (GHID) was held Tuesday, December 17, 2024, at 3:00 P.M. at the District office located at 2888 S. 3600 W., West Valley City, Utah.

This meeting was conducted electronically in accordance with the Utah Open and Public Meetings Act (Utah Code Ann. (1953) §§ 52-4-1 et seq.) and Chapter 7.12 of the Administrative Policy and Procedures Manual (“Electronic Meetings”).

Trustees Present:

Debra Armstrong	Chair
Roger Nordgren	Trustee - <i>Electronically</i>
Wayne Watts	Trustee

Staff Members Present:

Jason Helm	General Manager/Treasurer
Todd Marti	Assistant General Manager/District Engineer
Troy Stout	Assistant General Manager/Chief Operating Officer
Michelle Ketchum	Director of Administration
Dustin Martindale	Director of Water Systems
Ricky Necaie	Director of Wastewater
Victor Narteh	Director of Engineering
Justin Gallegos	Director of Information Technology
Austin Ballard	Controller/Clerk - <i>Excused</i>
Dakota Cambruzzi	Human Resource Manager
Kristy Johnson	Executive Assistant
Brent Rose	Legal Counsel – Clyde Snow & Sessions PC

Guests:

Adam Spackman	System Administrator, GHID – <i>Electronically</i>
Ian Bailey	GIS, GHID – <i>Electronically</i>
Darcy Brantly	Accountant, GHID – <i>Electronically</i>
Marie Owens	AE2S Representative
Christina Osborn	J-U-B Engineers

A copy of the exhibits referred to in these minutes is attached and incorporated by this reference. The exhibits are also included in the official minute books maintained by Granger-Hunter Improvement District.

CALL TO ORDER

At 3:00 P.M. Debra Armstrong called the meeting to order and recognized all those present.

Public Comments

There were none.

**Approval of the
November 12, 2024,
Board Meeting Minutes
and Public Hearing
Minutes**

A motion to approve the Board Meeting Minutes and Public Hearing Minutes from November 12, 2024, was made by Wayne Watts. Following a second from Debra Armstrong, the motion passed as follows:

Armstrong – aye Nordgren – aye Watts – aye

Conflicts of interest

There were none.

OUR COMMUNITY

OUR TEAM

**Review & Approve 2025
Board Meeting Schedule
Calendar**

Jason Helm asked the Board to consider approval of the 2025 Board meeting schedule calendar. Debra Armstrong made a motion to approve the schedule as noted. Following a second from Roger Nordgren, the motion passed as follows:

Armstrong – aye Nordgren – aye Watts – aye

OUR OPERATIONS

**Review & Discuss
Financial Report for
November 2024**

Mr. Helm summarized the November 2024 Financial Report. Mr. Helm noted the increase in water sales and usage. A brief discussion took place regarding the OPEB line item. Mr. Helm explained that the OPEB line item is for employees who are eligible for retirement. - See November 2024 Financial Report attached to these minutes for details.

**Review & Discuss Paid
Invoice Report for
November 2024**

Mr. Helm discussed the November check report. The November check report totaled \$4,460,253.91 coming from five categories: Central Valley (29%), Jordan Valley Water (27%), infrastructure (26%), payroll taxes and employee benefits (6%), and other (12%). – See November 2024 Paid Invoice Report attached to these minutes for details.

**Water Maintenance
Update**

Dustin Martindale presented the water maintenance update. – See Water Maintenance Update report attached to these minutes for details.

**Wastewater
Maintenance & Fleet
Update**

Ricky Necaise presented the wastewater maintenance and fleet report. Mr. Necaise noted a grant approval to celebrate the District’s safety accomplishments. – See the Wastewater Maintenance and Fleet Update report attached to these minutes for details.

Water Supply Report

Justin Gallegos presented the water supply and sewer report. – See Water Supply Report attached to these minutes for details.

Consider Approval of Contract Amendment for Construction Phase Services for 20D: Kent Booster Pump Station to Hansen, Allen, & Luce

Victor Narteh asked the Board to consider approval of a contract amendment for construction phase services for the 20D: Kent Booster Pump Station to Hansen, Allen, & Luce in the amount of \$78,700.00. Wayne Watts made a motion to approve the amendment as noted. Following a second from Debra Armstrong, the motion passed as follows:

Armstrong – aye Nordgren – aye Watts – aye

Consider Approval of Construction Contract for 23I: Anderson Water Treatment Plant to Nelson Brothers Construction

Mr. Narteh asked the Board to consider approval of a construction contract for the 23I: Anderson Water Treatment Plant to Nelson Brothers Construction in the amount of \$11,369,012.00. Wayne Watts made a motion to approve the construction contract as noted. Following a second from Roger Nordgren, the motion passed as follows:

Armstrong – aye Nordgren – aye Watts – aye

Consider Approval of Contract Amendment for Construction Phase Services for 23I: Anderson Water Treatment Plant to J-U-B Engineers

Mr. Narteh asked the Board to consider approval of a contract amendment for construction phase services for the 23I: Anderson Water Treatment Plant to J-U-B Engineers in the amount of \$903,500.00. Wayne Watts made a motion to approve the amendment as noted. Following a second from Debra Armstrong, the motion passed as follows:

Armstrong – aye Nordgren – aye Watts – aye

Redwood Drive-In Theater Development Update & Cost Share with Edge Homes

Todd Marti presented and discussed the Redwood Drive-in Theater Development update and cost share with Edge Homes. – See the Redwood Drive-In Development – Edge Homes report attached to these minutes for details.

CLOSED SESSION

A closed session was not needed.

BOARD MEMBERS INPUT, REPORTS, FOLLOW-UP ITEMS OR QUESTIONS

There were none.

ADJOURNED

Inasmuch as all agenda items have been satisfied, Wayne Watts made a motion to adjourn the meeting. Following a second from Roger Nordgren, the motion passed as follows and the meeting adjourned at 3:55 P.M.

Armstrong – aye Nordgren – aye Watts – aye

Debra K. Armstrong, Chair

Austin Ballard, Clerk

DRAFT

THE BOARD OF TRUSTEES OF THE GRANGER-HUNTER IMPROVEMENT DISTRICT

PUBLIC NOTICE is hereby given by the Board of Trustees that Granger-Hunter Improvement District will hold a Board Meeting at 3:00 p.m. on Tuesday, January 21, 2025, at its main office located at 2888 South 3600 West, West Valley City, Utah. Trustees and members of the public are able to attend this meeting in person or electronically through www.ghid.org.

Agenda

A. GENERAL

1. Call to order – Welcome – Report those present for the record
2. Public Comments
3. Election of District Officers for 2025 – (Board Chair, Treasurer and Clerk)
4. Consider appointment of representative to CVWRF Board of Trustees
5. Consider approval of the December 17, 2024, Board Meeting Minutes
6. Discuss potential conflicts of interest

B. OUR COMMUNITY

1. Consider approval of Resolution 01.21.25.01 recognizing Granger-Hunter Improvement District's 75th Anniversary.
2. Jordan Valley Water Conservancy District Update
3. Central Valley Water Reclamation Facility Update

C. OUR TEAM

1. Water Loss Task Force 2024 performance update

D. OUR OPERATIONS

1. Review & discuss Financial Report for December 2024
2. Review & discuss Paid Invoice Report for December 2024
3. Administrative Services Update
 - a. Consider approval for the purchase of meters and meter supplies in the amount of \$359,522.45 from MountainLand Supply.
4. Water Maintenance Update
 - a. Consider approval of a contract with Consulting Engineering Inc. for 2025 leak detection services in the amount of \$79,530.00.
5. Wastewater Maintenance Update
 - a. Consider approval of the purchase of a Ram 5500 Cab and Chassis from Ken Garff CJDR West Valley in the amount of \$68,000.00. With that, consider approval of a utility crane body from Mountain Land Upfitters in the amount of \$100,135.09. (Truck and Crane body total - \$168,135.09)
 - b. Consider approval for the purchase of an International MV607 water truck from Rush Truck Centers in the amount of \$116,271.15.
 - c. Consider approval for the purchase of a Freightliner Cab and Chassis from Premier Truck Group in the amount of \$139,861.00. With that, consider approval of a dump body from Williamsen-Godwin in the amount of \$45,155.00. (Dump Truck and Dump bed total - \$185,016.00)
6. Water Supply Update
7. IT Update
 - a. Consider approval of a Contract Amendment to APCO, Inc. for the 21F: SCADA Upgrades project in the amount of \$250,000.00.
8. Capital Projects Update
9. Engineering Department Update

E. CLOSED SESSION

1. To discuss the character, professional competence or physical or mental health of an individual.

F. OUR TEAM

1. Consider approval of compensation for the General Manager (Schedule A).

G. BOARD MEMBERS INPUT, REPORTS, FOLLOW-UP ITEMS OR QUESTIONS


H. CALENDAR

1. The next board meeting will be February 18, 2025



OUR COMMUNITY

- Resolution 01.21.25.01
- Jordan Valley Water Conservancy District Update
- Central Valley Water Reclamation Facility Update





GRANGER-HUNTER
IMPROVEMENT DISTRICT

2888 South 3600 West • P.O. Box 701110 • West Valley City, Utah 84170-1110 • Phone (801) 968-3551 • Fax (801) 968-5467 • www.ghid.gov

Resolution of the Board of Trustees

Resolution No. 01-21-25.01

RECOGNIZING GRANGER-HUNTER IMPROVEMENT DISTRICT'S 75TH ANNIVERSARY

WHEREAS, on January 13, 1950, 75 years ago, Granger-Hunter Improvement District (District) was established by the Board of County Commissioners of Salt Lake County to provide vital water and wastewater service to the community; and

WHEREAS, the founding of the District marked a significant milestone in the development and sustainability of the community, reflecting the vision and dedication of its early leaders and staff who laid the foundation for decades of progress; and

WHEREAS, the District's success has been made possible through the commitment, expertise, and hard work of its employees, past and present, whose dedication ensures the health, safety, and well-being of the community; and

WHEREAS, the District has constantly sought to innovate, modernize, and improve its infrastructure, operations and services to meet the evolving needs of the community and safeguard resources for future generations; and

WHEREAS, the Board of Trustees of Granger-Hunter Improvement District recognizes the importance of honoring the legacy of those who came before, celebrating the achievements of the present, and preparing for a future that reflects the District's ongoing commitment to excellence, sustainability, and community service;

NOW THEREFORE, BE IT RESOLVED as follows:

1. The Board of Trustees hereby acknowledges and celebrates the 75th Anniversary of the founding of the Granger-Hunter Improvement District, commemorating its establishment and the enduring legacy of its founders and early employees.
2. The Board of Trustees recognizes and expresses its deepest gratitude to the District's current employees for their unwavering dedication, professionalism, and service, which sustain and enhance the quality of life for the community.



GRANGER-HUNTER
IMPROVEMENT DISTRICT

2888 South 3600 West • P.O. Box 701110 • West Valley City, Utah 84170-1110 • Phone (801) 968-3551 • Fax (801) 968-5467 • www.ghid.gov

3. The Board of Trustees reaffirms its commitment to building a strong future for the District by investing in infrastructure, embracing innovation, supporting water conservation, and maintaining a culture of service excellence.

4. This Resolution shall take effect upon authorized execution.

PASSED, ADOPTED and APPROVED this 21st day of January, 2025.

Debra K. Armstrong, Chair of the Board of Trustees

Roger K. Nordgren, Trustee

Wayne D. Watts, Trustee

ATTEST:

Austin Ballard, District Clerk



GRANGER-HUNTER
IMPROVEMENT DISTRICT

Jordan Valley Water Update

January 2025

Water Use 2023 vs 2024

JORDAN VALLEY WATER CONSERVANCY DISTRICT

Monthly Summary of Water Deliveries in Acre Feet
December 2023

Municipal and Industrial (M&I) Water Deliveries

Wholesale System	This Month	Previous Year	% Change	YTD	YTD Prev Year	YTD % Change	Fiscal YTD	Fiscal YTD Prev Year	Fiscal YTD % Change
Bluffdale City	131.02	140.38	-7%	3,369.47	3,379.15	0%	2,007.75	1,988.73	1%
Copperton Improvement District	0.00	0.00		10.95	29.23	-63%	10.95	29.23	-63%
Draper City	133.98	135.13	-1%	4,197.63	4,245.47	-1%	2,629.89	2,637.19	0%
Granger-Hunter Improvement District	620.53	815.88	-24%	18,292.31	19,329.82	-5%	10,867.29	11,513.70	-6%
Herriman City ³	234.87	139.64	68%	6,013.31	5,865.98	3%	4,099.97	3,619.59	13%
Hexcel Corporation	84.26	61.02	38%	948.26	836.76	13%	468.31	453.86	3%
Kearns Improvement District	359.40	378.93	-5%	7,247.95	7,379.35	-2%	4,435.79	4,405.55	1%
Magna Water District	71.12	57.92	23%	813.38	788.72	3%	405.39	390.64	4%
Midvale City	200.18	203.50	-2%	3,053.13	3,091.51	-1%	1,725.05	2,121.72	-19%
Riverton City	373.30	335.75	11%	5,476.04	5,003.68	9%	3,036.22	2,780.21	9%
South Jordan City ³	558.03	548.24	2%	16,371.66	16,534.96	-1%	10,188.21	10,298.16	-1%
City of South Salt Lake	89.82	85.24	5%	1,150.29	925.98	24%	498.66	421.73	18%
Taylorsville-Bennion Improvement District	508.47	376.22	35%	4,701.17	4,699.71	0%	2,297.48	2,421.04	-5%
Utah Div. of Fac. Const. and Mgmt.	1.71	22.89	-93%	182.48	355.34	-49%	66.24	111.51	-41%
WaterPro, Inc.	0.01	27.19	-100%	1,256.20	1,233.69	2%	829.29	702.20	18%
City of West Jordan ³	866.86	874.60	-1%	20,089.36	20,779.54	-3%	12,466.40	12,713.19	-2%
White City Water Improvement District	0.00	0.00		0.00	0.00		0.00	0.00	
Willow Creek Country Club ⁶	0.17	0.18	-8%	274.94	301.95	-9%	176.86	205.05	-14%
Wholesale System Subtotal	4,233.72	4,202.71	1%	93,448.56	94,780.82	-1%	56,209.75	56,813.28	-1%
Retail System ²	359.64	323.85	11%	7,500.51	7,184.16	4%	4,585.56	4,402.10	4%
Total Wholesale & Retail	4,593.36	4,526.56	1%	100,949.06	101,964.98	-1%	60,795.32	61,215.39	-1%

Other M&I Deliveries

MWDSLS (Treated and Transported) ⁴	525.72	394.16	33%	9,540.61	10,783.74	-12%	6,657.74	7,224.05	-8%
District Use (Non-revenue) ⁵	27.56	27.16	1%	605.69	611.79	-1%	364.77	367.29	-1%
Other M&I Subtotal	553.28	421.32	31%	10,146.30	11,395.53	-11%	7,022.51	7,591.34	-7%
Total M&I Deliveries	5,146.64	4,947.87	4%	111,095.37	113,360.51	-2%	67,817.82	68,806.73	-1%

Irrigation and Raw Water Deliveries

Welby Jacob Water Users	0.00	0.00		24,489.03	23,302.97	5%	16,199.24	14,091.90	15%
Total Irrigation and Raw Water	0.00	0.00		24,489.03	23,302.97	5%	16,199.24	14,091.90	15%
Total Deliveries	5,146.64	4,947.87	4%	135,584.40	136,663.48	-1%	84,017.06	82,898.62	1%

¹ The City of South Salt Lake contract is based on a fiscal year. All other contracts are based on a calendar year.

² Retail deliveries are finalized after billing. Preliminary estimates using AMI data are made for the month previous to today.

³ Contract amount is minimum purchase plus remediated water.

⁴ Water treated and transported for MWDSLS by JWVCD is delivered to Salt Lake City at 2100 South.

⁵ District Use (Non-revenue) includes water consumed in breaks, reservoir washing, fires, irrigation and facility potable water.

⁶ Willow Creek Country Club average annual usage is estimated at 350 acre-feet.

Water Use 2023 vs 2024

JORDAN VALLEY WATER CONSERVANCY DISTRICT

Monthly Summary of Water Deliveries in Acre Feet
December 2024

Municipal and Industrial (M&I) Water Deliveries

Wholesale System	This Month	Previous Year	% Change	YTD	YTD Prev Year	YTD % Change	Fiscal YTD	Fiscal YTD Prev Year	Fiscal YTD % Change
Bluffdale City	139.59	131.02	7%	3,734.49	3,369.47	11%	2,265.98	2,007.75	13%
Copperton Improvement District	0.00	0.00		0.00	10.95	-100%	0.00	10.95	-100%
Draper City	141.93	133.98	6%	4,674.60	4,197.63	11%	2,930.09	2,629.89	11%
Granger-Hunter Improvement District	911.77	620.53	47%	18,627.85	18,292.31	2%	12,142.48	10,867.29	12%
Herriman City ³	281.66	234.87	20%	8,163.14	6,013.31	36%	5,168.08	4,099.97	26%
Hexcel Corporation	0.00	0.00		864.00	864.00	0%	335.15	384.05	-13%
Kearns Improvement District	436.47	443.67	-2%	8,631.74	7,332.22	18%	5,219.09	4,520.05	15%
Magna Water District	63.26	71.12	-11%	804.53	813.38	-1%	404.18	405.39	0%
Midvale City	131.46	200.18	-34%	3,352.42	3,053.13	10%	2,050.22	1,725.05	19%
Riverton City	421.13	373.30	13%	6,209.04	5,476.04	13%	3,491.68	3,036.22	15%
South Jordan City ³	563.97	558.03	1%	18,290.68	16,371.66	12%	11,373.70	10,188.21	12%
City of South Salt Lake	120.87	89.82	35%	997.55	1,150.29	-13%	485.05	498.66	-3%
Taylorsville-Bennion Improvement District	541.07	508.47	6%	4,700.17	4,701.17	0%	1,935.50	2,297.48	-16%
Utah Div. of Fac. Const. and Mgmt.	0.01	1.71	-100%	24.07	182.48	-87%	1.31	66.24	-98%
WaterPro, Inc.	0.00	0.01	-100%	1,683.51	1,256.20	34%	1,271.10	829.29	53%
City of West Jordan ³	869.62	866.86	0%	22,098.72	20,089.36	10%	13,091.18	12,466.40	5%
White City Water Improvement District	0.00	0.00		0.00	0.00		0.00	0.00	
Willow Creek Country Club ⁶	0.17	0.17	-1%	331.15	274.94	20%	215.11	176.86	22%
Wholesale System Subtotal	4,622.96	4,233.72	9%	103,187.67	93,448.56	10%	62,379.88	56,209.75	11%
Retail System ²	279.46	341.40	-18%	8,004.61	7,482.26	7%	4,849.55	4,567.32	6%
Total Wholesale & Retail	4,902.42	4,575.12	7%	111,192.28	100,930.82	10%	67,229.44	60,777.07	11%

Other M&I Deliveries

MWDSLS (Treated and Transported) ⁴	517.58	525.72	-2%	14,192.88	9,540.61	49%	8,798.61	6,657.74	32%
District Use (Non-revenue) ⁵	29.41	27.45	7%	667.15	605.58	10%	403.38	364.66	11%
Other M&I Subtotal	547.00	553.17	-1%	14,860.03	10,146.19	46%	9,201.99	7,022.40	31%
Total M&I Deliveries	5,449.41	5,128.29	6%	126,052.31	111,077.02	13%	76,431.43	67,799.47	13%

Irrigation and Raw Water Deliveries

Welby Jacob Water Users	0.00	0.00		24,986.07	24,489.03	2%	16,000.42	16,199.24	-1%
Total Irrigation and Raw Water	0.00	0.00		24,986.07	24,489.03	2%	16,000.42	16,199.24	-1%
Total Deliveries	5,449.41	5,128.29	6%	151,038.38	135,566.05	11%	92,431.85	83,998.71	10%

¹ The City of South Salt Lake contract is based on a fiscal year. All other contracts are based on a calendar year.

² Retail deliveries are finalized after billing. Preliminary estimates using AMI data are made for the month previous to today.

³ Contract amount is minimum purchase plus remediated water.

⁴ Water treated and transported for MWDSLS by JVVCD is delivered to Salt Lake City at 2100 South.

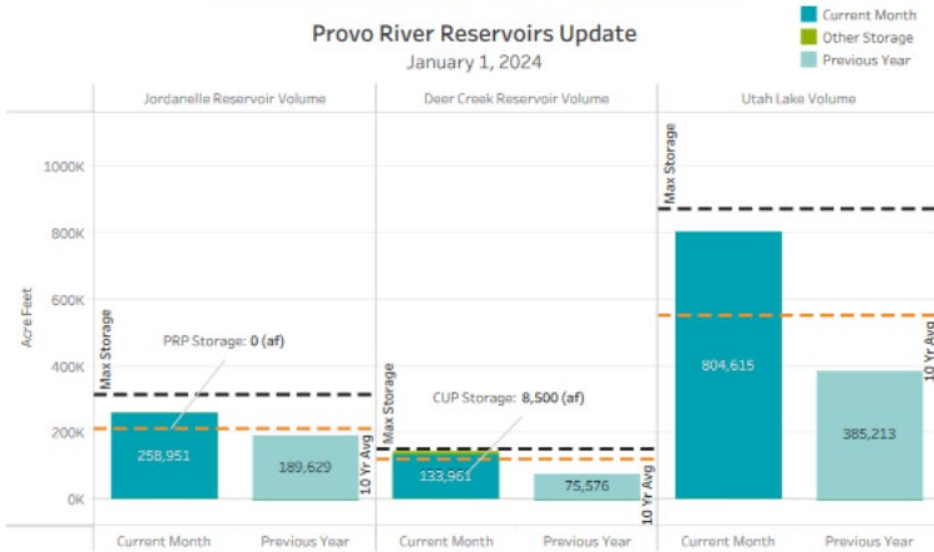
⁵ District Use (Non-revenue) includes water consumed in breaks, reservoir washing, fires, irrigation and facility potable water.

⁶ Willow Creek Country Club average annual usage is estimated at 350 acre-feet.

Reservoir Levels 2024 vs 2025

Jordan Valley Water Conservancy District

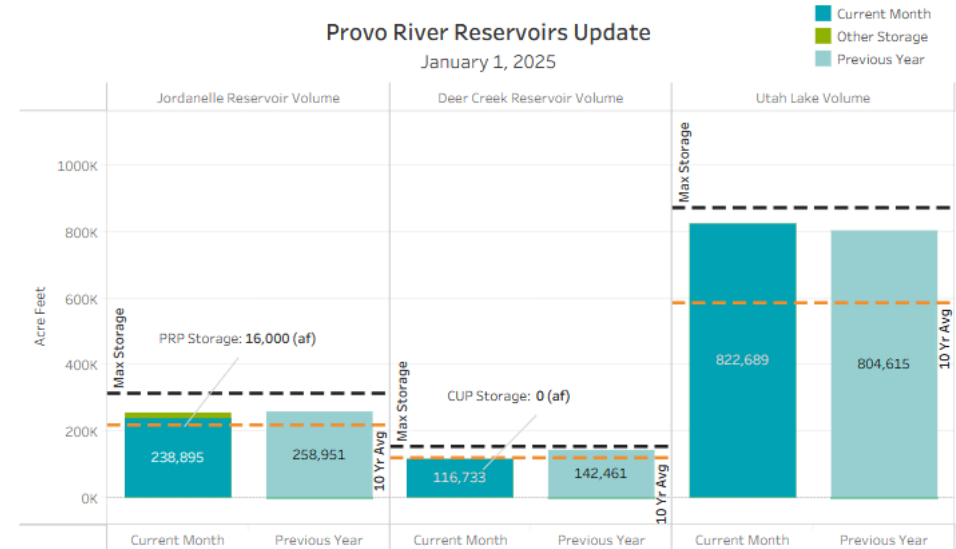
Provo River Reservoirs Update January 1, 2024



10 Yr Avg for Jordanelle Reservoir may not include all ten years. The available data for Jordanelle Reservoir begins with April, 2014.

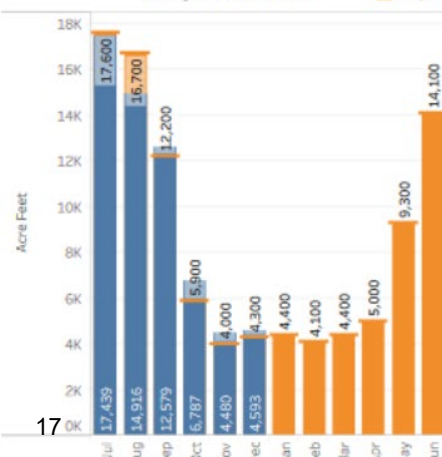
Jordan Valley Water Conservancy District

Provo River Reservoirs Update January 1, 2025



10 Yr Avg for Jordanelle Reservoir may not include all ten years. The available data for Jordanelle Reservoir begins with April, 2014.

Wholesale + Retail Actual & Projected Deliveries FY 2024 Through December 2023

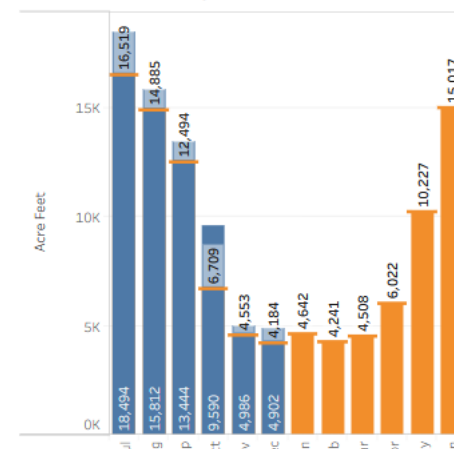


Water Outlook Update (Provo River - Utah Lake - Jordan River) January 2, 2024

BASIN	SNOW WATER EQUIVALENT			TOTAL PRECIPITATION			
	Site Name	Elev (ft)	Current	Median	% of Median	Current	Avg
Beaver Divide	8,280	2.7	4.4	61%	6.3	7.4	85%
Brighton	8,766	6.0	8.4	71%	9.0	12.0	75%
Cascade Mountain	7,774	4.7	8.2	57%	9.3	10.5	89%
Clear Creek #1	8,975	2.8	6.1	46%	6.5	8.8	74%
Clear Creek #2	7,837	1.7	4.8	35%	5.8	7.2	81%
Daniels-Strawberry	8,008	3.4	5.6	61%	5.6	8.2	68%
Dry Fork	7,093	4.5	5.8	78%	7.9	9.0	88%
Lookout Peak	8,161	8.2	9.2	89%	12.8	13.8	93%
Louis Meadow	6,700	6.7	8.1	83%	12.2	10.7	114%
Mill-D North	8,963	6.8	8.8	77%	10.8	11.3	96%
Parleys Summit	7,585	4.4	6.2	71%	9.6	9.8	98%
Payson R.S.	8,044	3.0	5.6	54%	5.2	7.2	72%
Snowbird	9,177	11.5	11.6	99%	15.0	16.0	94%
Timpanogos Divide	8,140	3.7	7.0	53%	8.4	10.8	78%
Trial Lake	9,992	4.7	8.4	56%	6.3	10.0	63%
Basin Index (%)				69%			86%

-M = Missing Data
* = Analysis may not provide a valid measure of conditions
R = Rough, <10 years of data available
C = Conditional, only 10-15 years

Wholesale + Retail Actual & Projected Deliveries FY 2025 Through December 2024



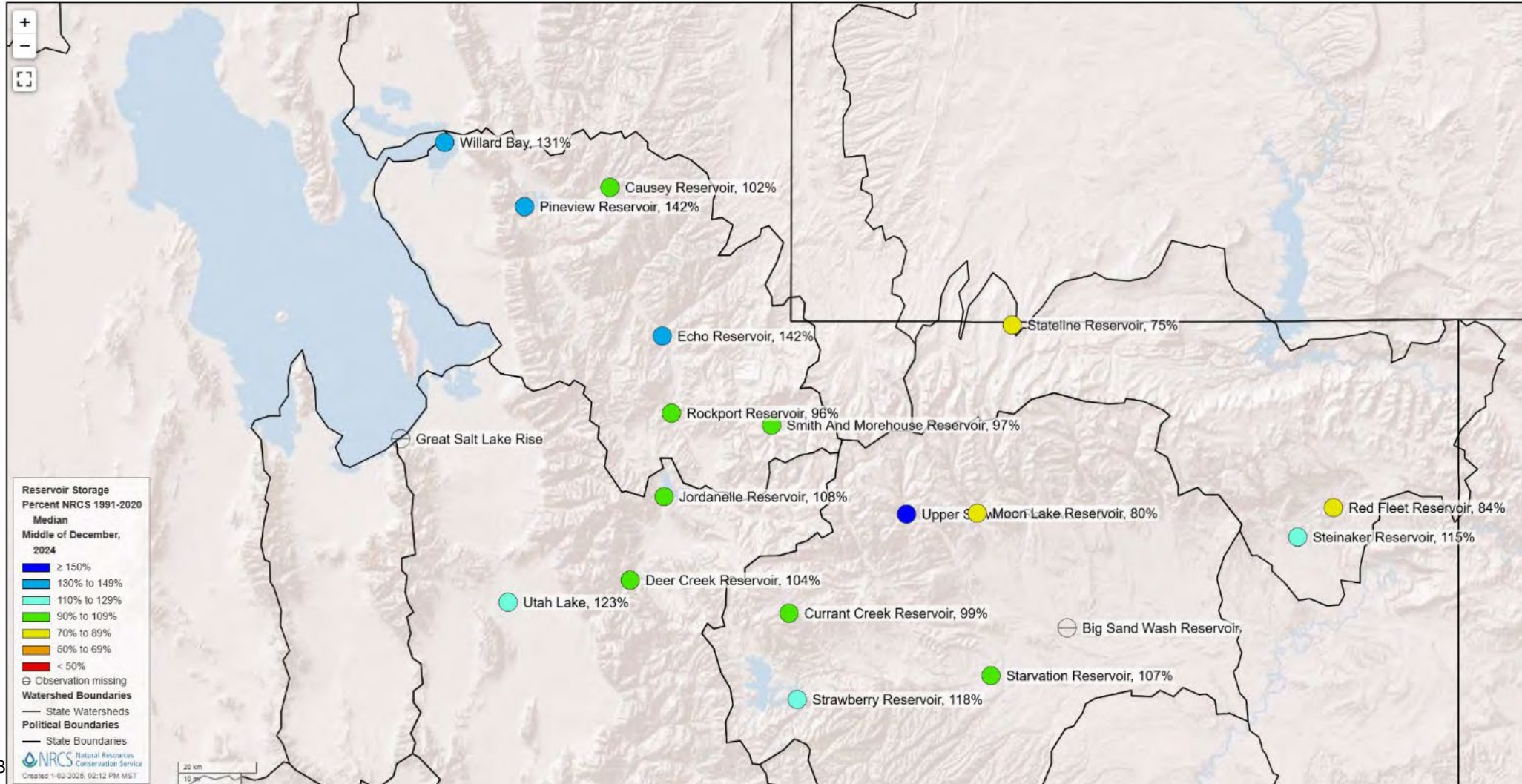
Water Outlook Update (Provo River - Utah Lake - Jordan River) January 4, 2025

BASIN	SNOW WATER EQUIVALENT			TOTAL PRECIPITATION			
	Site Name	Elev (ft)	Current	Median	% of Median	Current	Avg
Beaver Divide	8,280	4.7	4.4	107%	8.9	7.4	120%
Brighton	8,766	8.0	8.6	93%	10.9	12.2	89%
Cascade Mountain	7,774	7.8	8.2	95%	9.5	10.6	90%
Clear Creek #1	8,975	5.9	6.3	94%	10.3	8.8	117%
Clear Creek #2	7,837	5.4	5.0	108%	8.1	7.3	111%
Daniels-Strawberry	8,008	5.9	5.7	104%	7.5	8.2	91%
Dry Fork	7,093	7.0	6.0	117%	9.2	9.2	100%
Lookout Peak	8,161	11.8	9.4	126%	14.4	13.8	104%
Louis Meadow	6,700	10.0	8.2	122%	11.6	10.7	108%
Mill-D North	8,963	12.0	9.0	133%	11.6	11.6	100%
Parleys Summit	7,585	7.4	6.2	119%	11.0	9.8	112%
Payson R.S.	8,044	5.8	5.6	104%	8.2	7.3	112%
Snowbird	9,177	4.6	11.9	39%	16.2	16.1	101%
Timpanogos Divide	8,140	6.0	7.0	86%	8.8	11.1	79%
Trial Lake	9,992	9.1	8.4	108%	10.7	10.0	107%
Basin Index (%)				97%			102%

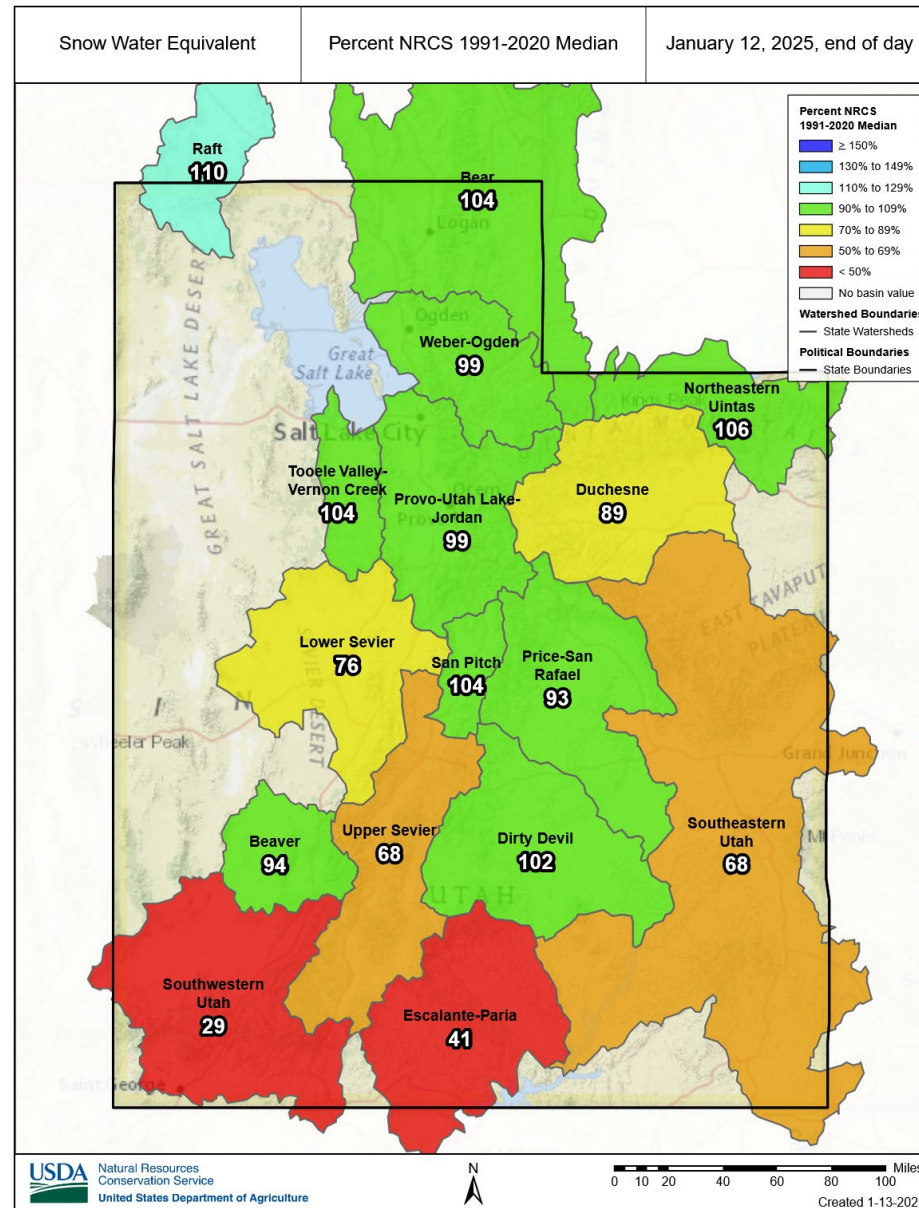
-M = Missing Data
* = Analysis may not provide a valid measure of conditions
R = Rough, <10 years of data available
C = Conditional, only 10-15 years

Reservoir Levels- End of 2024

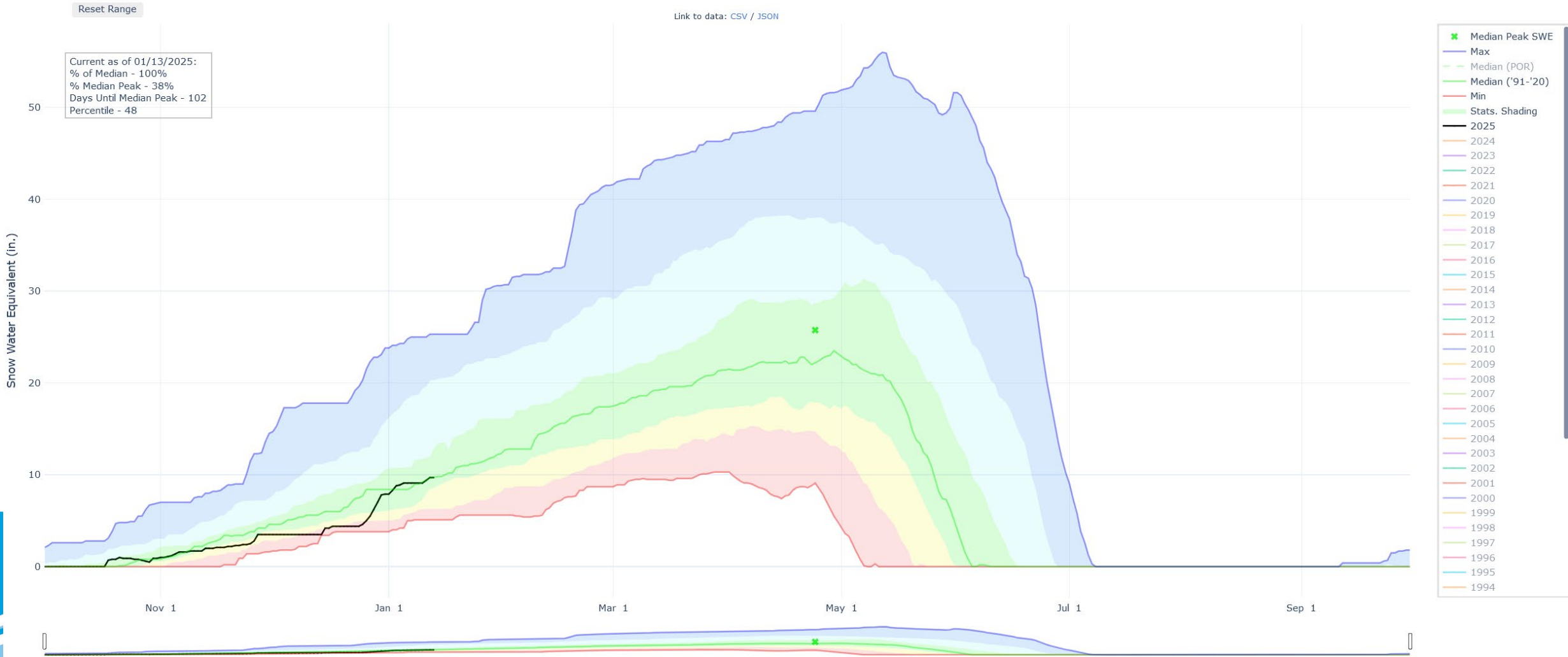
Reservoir Storage (% of Median) as of Mid-December 2024



Current Conditions-Utah



Current Conditions- Trial Lake





GRANGER-HUNTER
IMPROVEMENT DISTRICT

Central Valley Update

January 2025

Monthly Cost Summary

Central Valley Water Reclamation Facility
Monthly Cost Summary
November 30, 2024

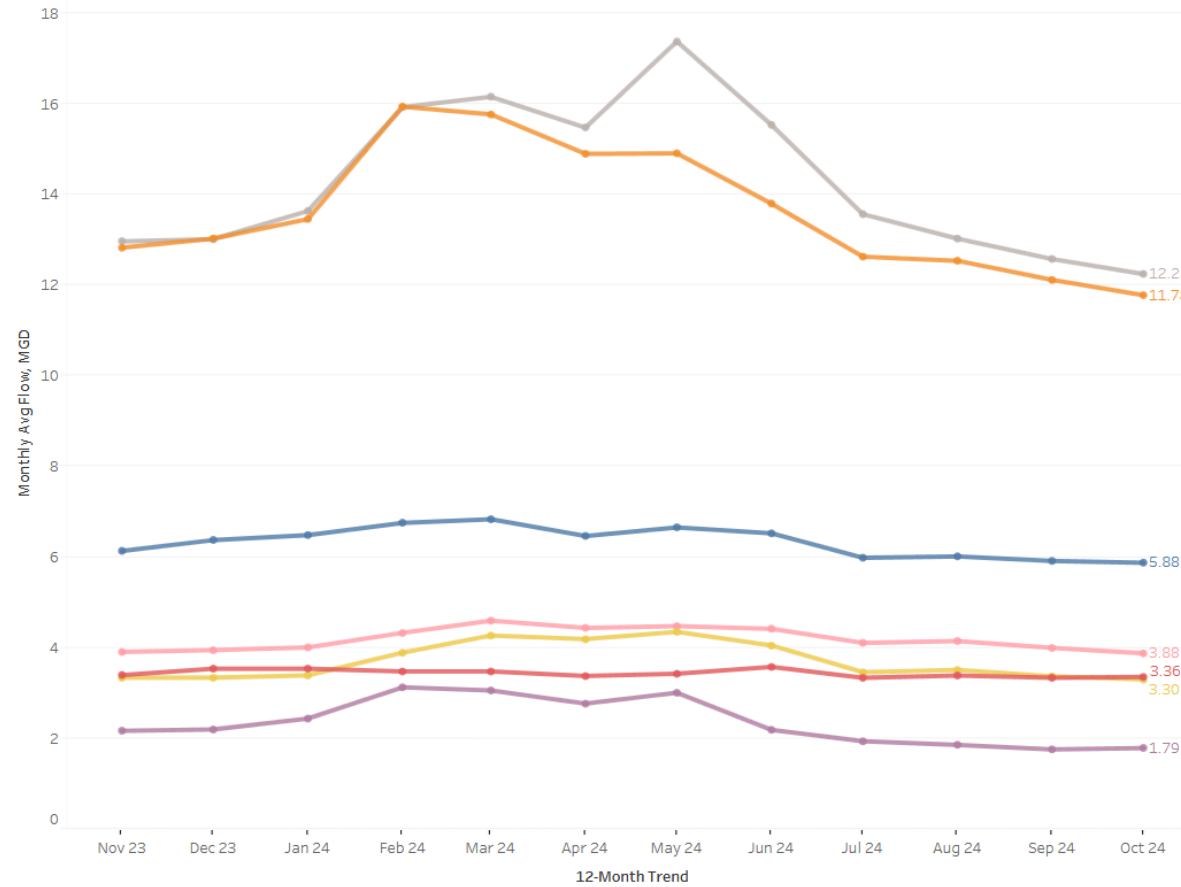
Description	Monthly Costs	O & M Monthly			
		Member Entity	Capital %	Average %	Pretreatment %
Facility Operation	1,472,046	Cottonwood	15.0605%	15.0622%	11.12%
Pretreatment Field	74,473	Mt Olympus	25.3879%	25.5680%	23.61%
Entity Lab Work	9,330	Granger-Hunter	26.0471%	26.6408%	32.96%
Net Lab Costs	103,000	Kearns	11.1549%	11.5202%	5.49%
Bond Trust Payment	1,683,503	Murray	7.2013%	7.3339%	11.64%
Bond/Cash Capital 2021C	2,873,007	South Salt Lake	4.7162%	4.4906%	13.02%
Pay-as-you-go CIP	1,031,133	Taylorville-Ben	10.4321%	9.3843%	2.16%
	7,246,492		100.0000%	100.0000%	100.0000%

Calculation	Description	Mount					South Salt Lake	Taylorville-Bennion	Total
		Cottonwood	Olympus	Granger-Hunter	Kearns	Murray			
Monthly flows % (Table 3)	Facility Operation	221,722.51	376,372.72	392,164.83	169,582.64	107,958.38	66,103.70	138,141.21	1,472,045.99
Directly reimbursable costs	Pretreatment Field	8,281.40	17,583.08	24,546.30	4,088.57	8,668.66	9,696.38	1,608.62	74,473.01
Directly reimbursable costs	Entity Lab Work	270.00	1,070.00	2,487.00	90.00	540.00	1,588.00	3,285.00	9,330.00
Monthly flows % (Table 3)	Net Lab Costs	15,514.07	26,335.04	27,440.02	11,865.81	7,553.92	4,625.32	9,665.82	103,000.00
	Total O & M	245,787.98	421,360.84	446,638.15	185,627.02	124,720.96	82,013.40	152,700.65	1,658,849.00
	2021C Bond Entity Draws (Do not pay)	432,689.22	729,396.14	748,335.01	320,481.06	206,893.85	-	299,714.96	2,737,510.24
	Cash Entity Capital	-	-	-	-	-	135,496.76	-	135,496.76
	Monthly CIP (pay-as-you-go)	155,293.79	261,783.01	268,580.24	115,021.86	74,254.98	48,630.29	107,568.83	1,031,133.00
	2017 A & B Bond Trust Payments	52,655.01	-	91,066.66	41,200.00	25,177.36	16,488.96	-	226,587.99
	2019A Bond Trust Payments	49,385.00	-	85,411.37	36,577.99	23,613.63	-	-	194,987.99
	2020A Loan DS Payments	49,939.37	84,183.83	86,369.59	36,988.50	23,878.70	-	34,592.00	315,951.99
	2021A Bank of Utah	18,966.14	31,971.74	32,801.89	14,047.70	9,068.81	5,939.25	13,137.46	125,932.99
	2021B Bond Trust Payments	20,556.98	34,653.47	35,553.25	15,225.99	9,829.49	6,437.42	14,239.40	136,496.00
	2021C Bond Trust Payments	108,041.28	182,127.41	186,856.19	80,022.73	51,660.36	-	74,838.07	683,546.04
	Total Entity Bill for Month	700,625.55	1,016,080.30	1,233,277.34	524,711.79	342,204.29	295,006.08	397,076.41	4,508,981.76

Member Entity	2017A Bond %	2017B Bond %	2019A Bond %	2020A Loan %	2021A Bond %	2021B Bond %	2021C Bond %	2024A Bond %
Cottonwood	28.4026%	0.00%	25.3272%	15.8060%	15.0605%	15.0605%	15.8060%	16.9514%
Mt Olympus	0.00%	0.00%	0.0000%	26.6445%	25.3879%	25.3879%	26.6445%	28.5755%
Granger-Hunter	49.1222%	0.00%	43.8034%	27.3363%	26.0471%	26.0471%	27.3363%	29.3174%
Kearns	0.00%	100.00%	18.7591%	11.7070%	11.1549%	11.549%	11.7070%	0.0000%
Murray	13.5809%	0.00%	12.1103%	7.5577%	7.2013%	7.2013%	7.5577%	8.1055%
South Salt Lake	8.8943%	0.00%	0.0000%	0.0000%	4.7162%	4.7162%	0.0000%	5.3083%
Taylorville-Ben	0.00%	0.00%	0.0000%	10.9485%	10.4321%	10.4321%	10.9485%	11.7419%
	100.0000%	100.00%	100.0000%	100.0000%	100.0000%	100.0000%	100.0000%	100.0000%

Flow Comparisons

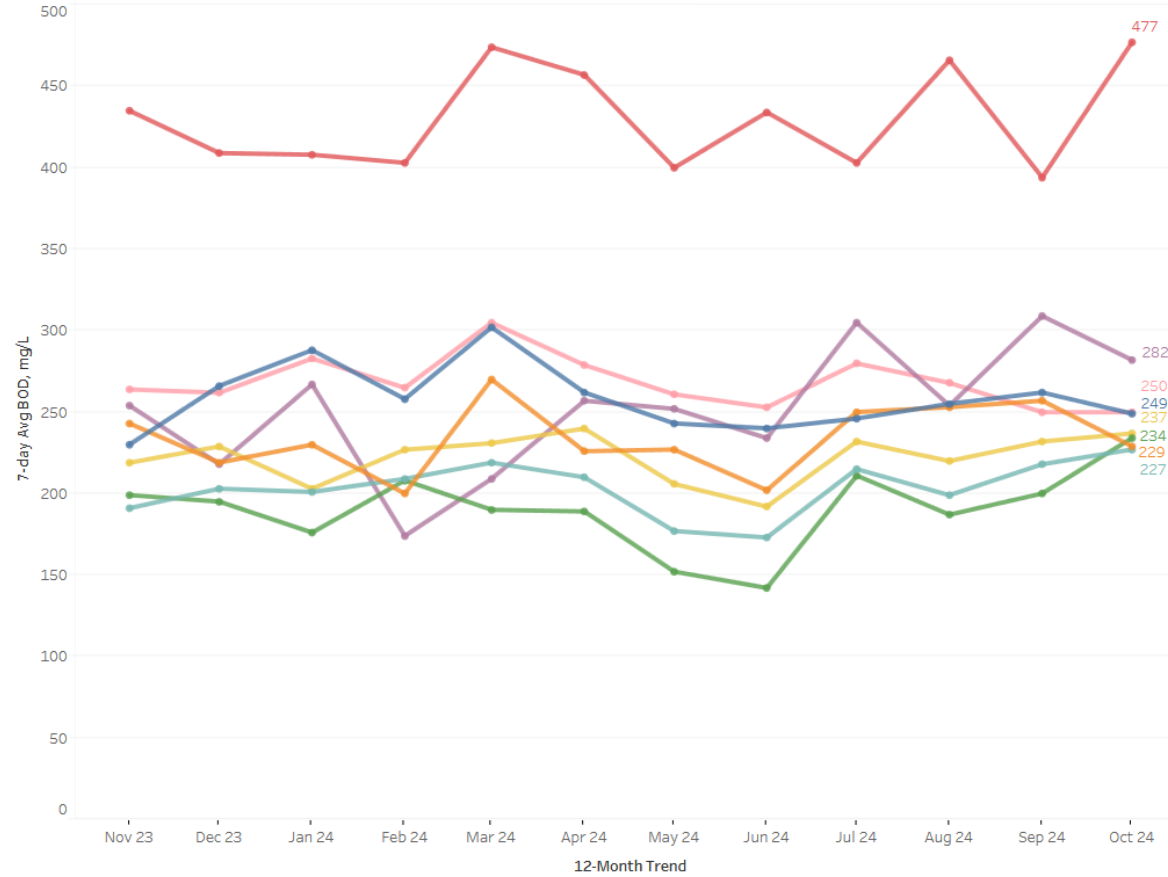
Member Entity Flow Comparison



- Entity
- Cottonwood
 - Granger-Hunter
 - Kearns
 - Mount Olympus
 - Murray
 - South Salt Lake
 - Taylorville-Bennion

BOD Concentration

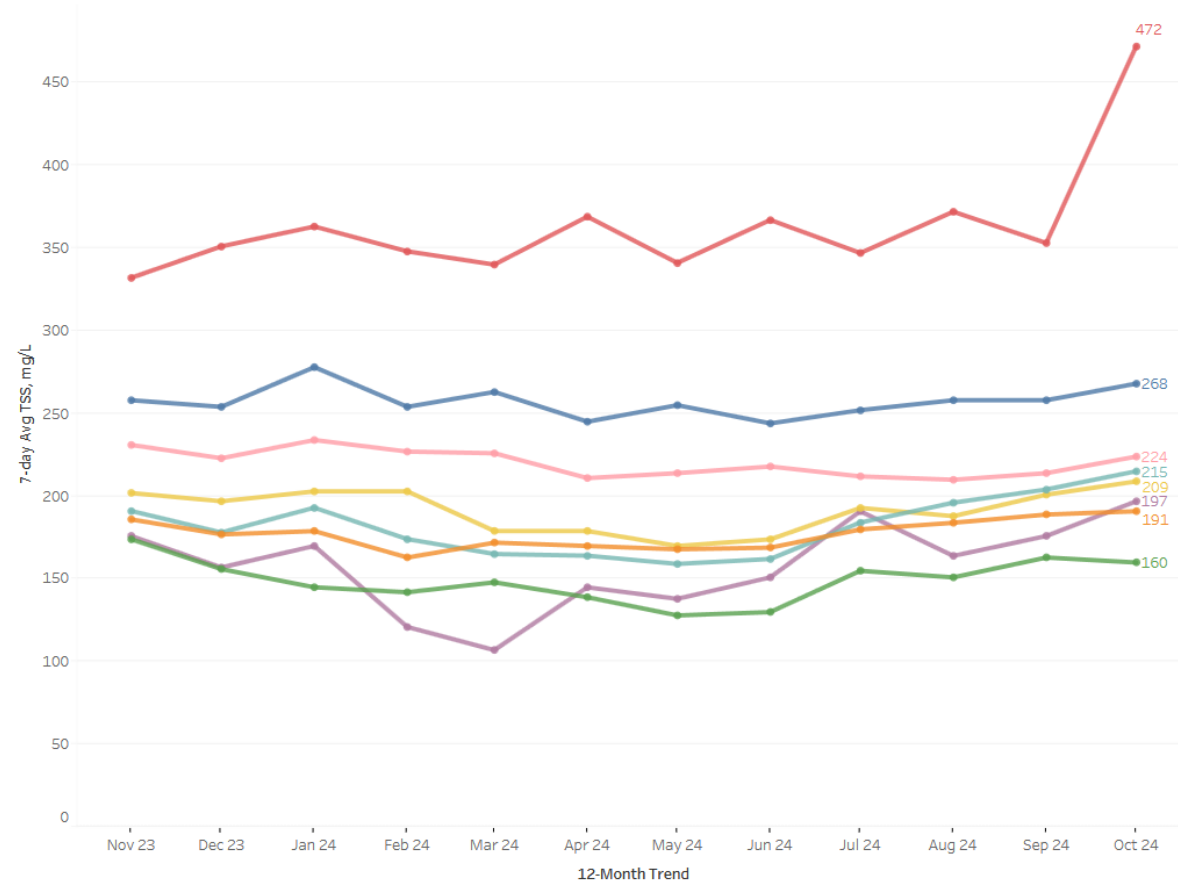
Member Entity BOD Concentration Comparison



- Entity
- Cottonwood
 - Granger-Hunter
 - Kearns
 - Mount Olympus East
 - Mount Olympus South
 - Murray
 - South Salt Lake
 - Taylorville-Bennion

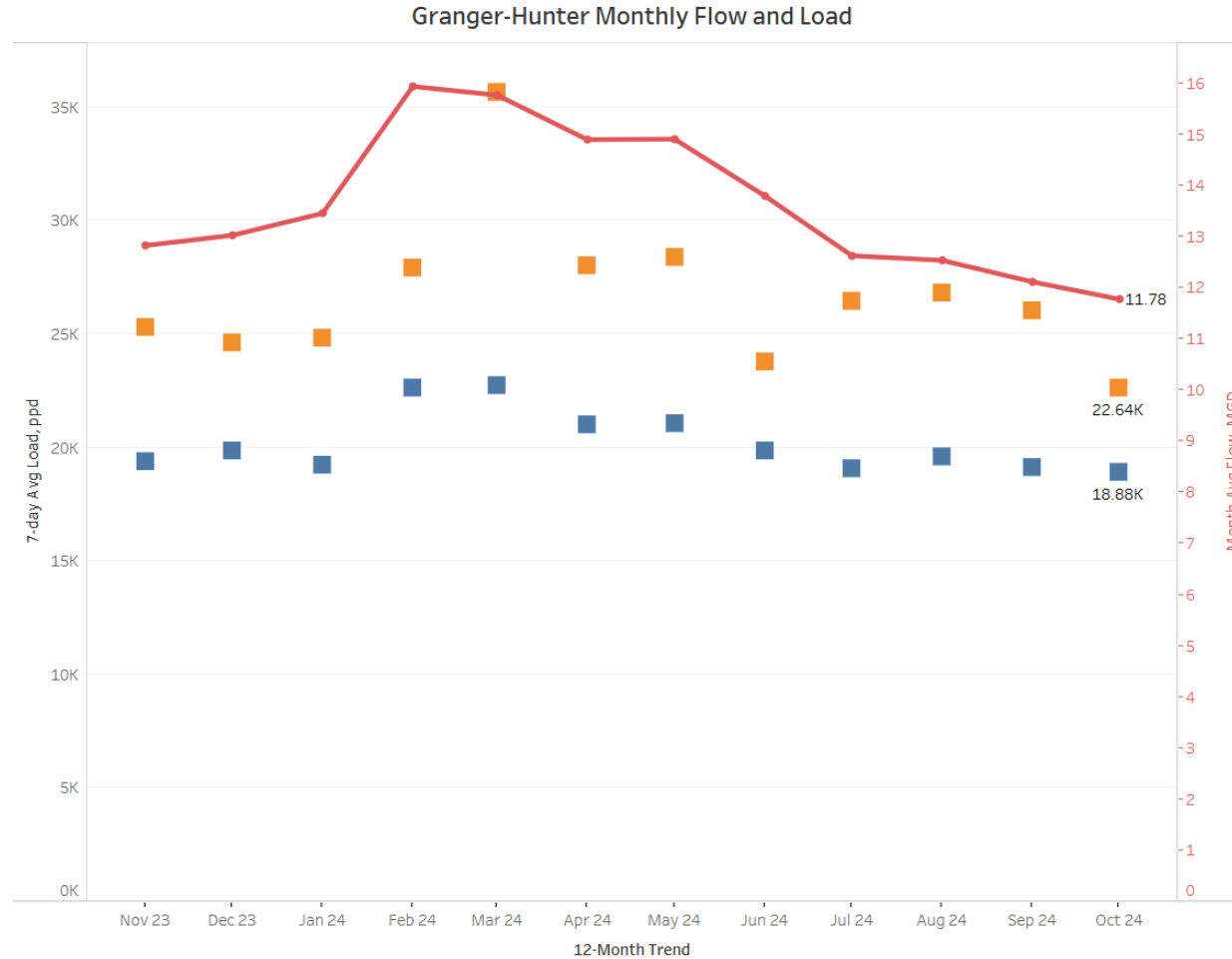
TSS Concentration

Member Entity TSS Concentration Comparison



- Entity
- Cottonwood
 - Granger-Hunter
 - Kearns
 - Mount Olympus East
 - Mount Olympus South
 - Murray
 - South Salt Lake
 - Taylorville-Bennion

GHID Flow & Loading



Measure Names
■ Sum of Monthly Avg Entity Flows
■ 7-day Avg BOD load
■ 7-day Avg TSS load

Loading Table/O&M Costs

Table 3
Nov 2023 thru Oct 2024
Summary of Loadings to Central Valley Plant
Based on Data from Previous 12 Months


ENTITY	FLOW MGD	BOD mg/L	BOD Lbs/day	TSS mg/L	TSS Lbs/day
COTTONWOOD	6.34	258.62	13674.44	257.04	13591.29
MOUNT OLYMPUS	14.30	196.65	23449.13	164.98	19672.46
GRANGER-HUNTER	13.64	234.58	26690.47	177.48	20194.06
KEARNS	3.44	431.84	12378.30	364.70	10453.90
MURRAY	3.71	222.75	6885.13	190.97	5902.84
SOUTH SALT LAKE	2.36	250.25	4928.73	155.87	3069.96
TAYLORSVILLE-BENNION	4.19	268.73	9390.73	219.94	7685.81
TOTALS	47.98	243.42	97396.93	201.37	80570.32

Table 5
Nov 2023 thru Oct 2024
Entities Share of O&M Cost

ENTITY	% Based on Flow %	% Based on BOD %	% Based on TSS %	Total % of O&M Cost %
COTTONWOOD	3.11	4.70	7.25	15.0622
MOUNT OLYMPUS	7.00	8.07	10.50	25.5680
GRANGER-HUNTER	6.68	9.18	10.77	26.6408
KEARNS	1.68	4.26	5.58	11.5202
MURRAY	1.82	2.37	3.15	7.3339
SOUTH SALT LAKE	1.16	1.70	1.64	4.4906
TAYLORSVILLE-BENNION	2.05	3.23	4.10	9.3843
TOTALS	23.50	33.51	42.99	100.00



- Water Loss Task Force 2024 performance update.



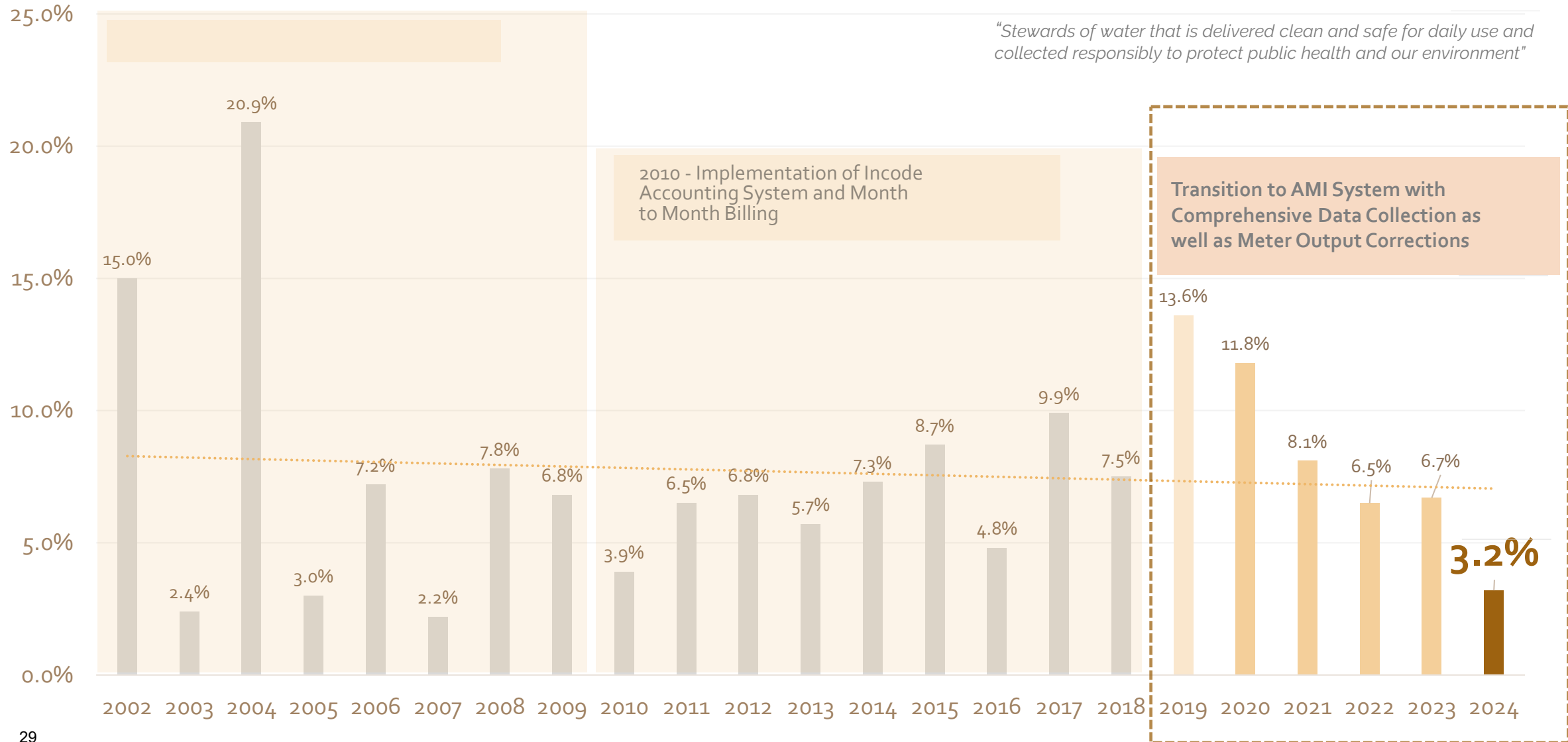
Historical Water Loss Performance

Community Stewardship - - Fiscal Responsibility - - Quality - - Leadership - - Sustainability



GRANGER-HUNTER
IMPROVEMENT DISTRICT

"Stewards of water that is delivered clean and safe for daily use and collected responsibly to protect public health and our environment"



Non-Revenue Water Performance Update 2024

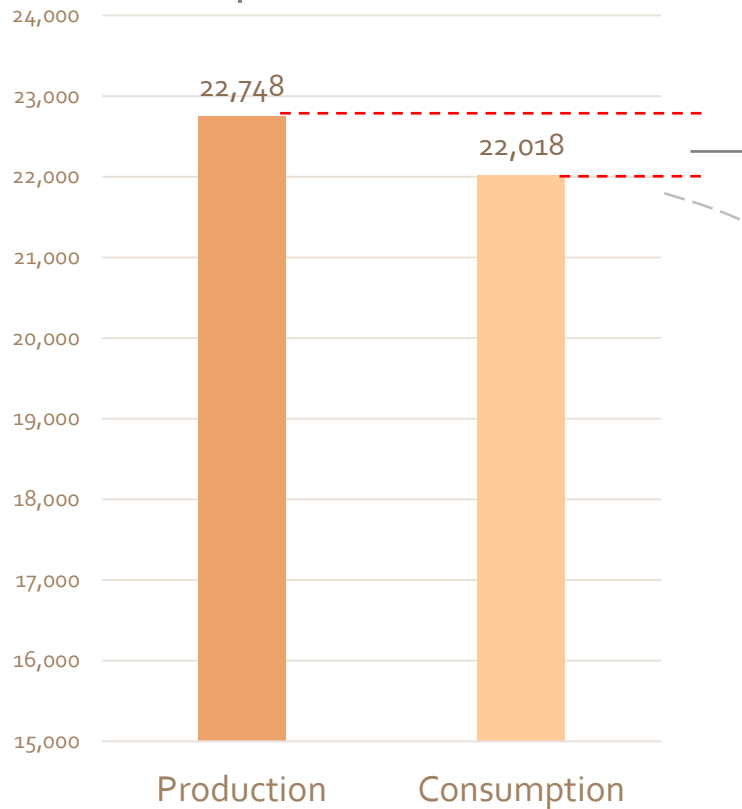


GRANGER-HUNTER
IMPROVEMENT DISTRICT

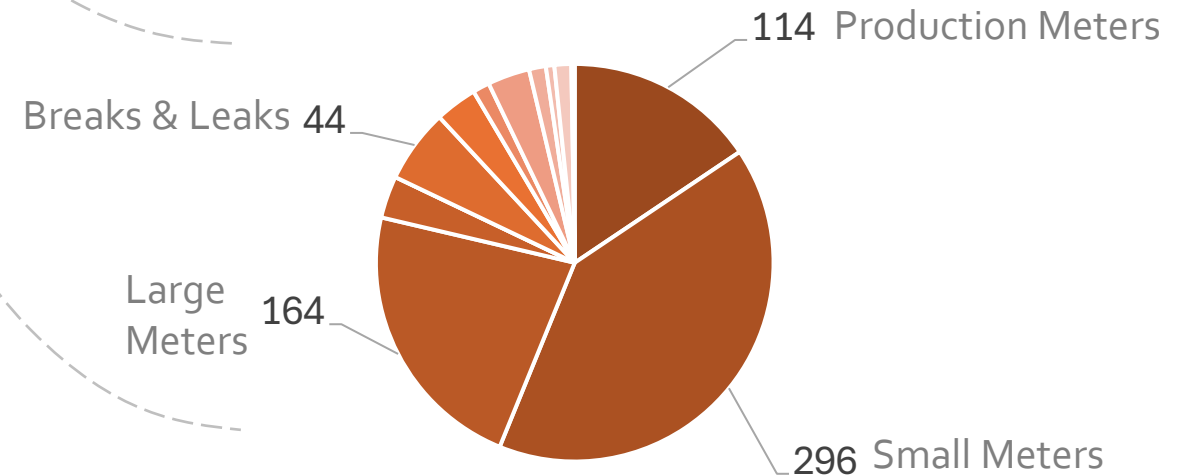
Cumulative Savings Since 2020:

	Produced (AF)	Loss	Value	Savings
2020	27,669	11.8%	\$2,011,204	-
2021	22,780	8.1%	\$1,136,631	\$874,573
2022	21,071	6.5%	\$843,683	\$1,167,521
2023	21,201	6.7%	\$875,008	\$1,136,197
2024	22,748	3.2%	\$449,807	\$1,561,397
				\$4,739,689

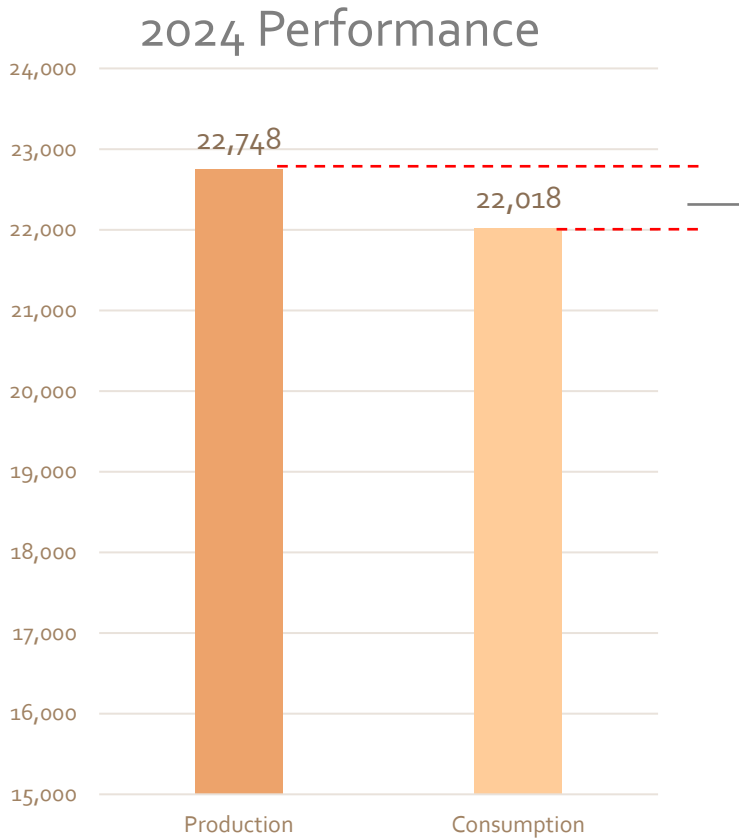
2024 Performance



Loss Itemizations - 730 AF



Non-Revenue Water Performance Update 2024




Key Success Factors:

1. Meter Replacements Program
2. Annual Leak Detection Projects
3. Hydrant Management
 - Replacements
 - Maintenance Program
4. Break and Leak System Management
5. Operations System Management
6. AWWA Water Audit Program - AWWA M36 Manual












OUR OPERATIONS

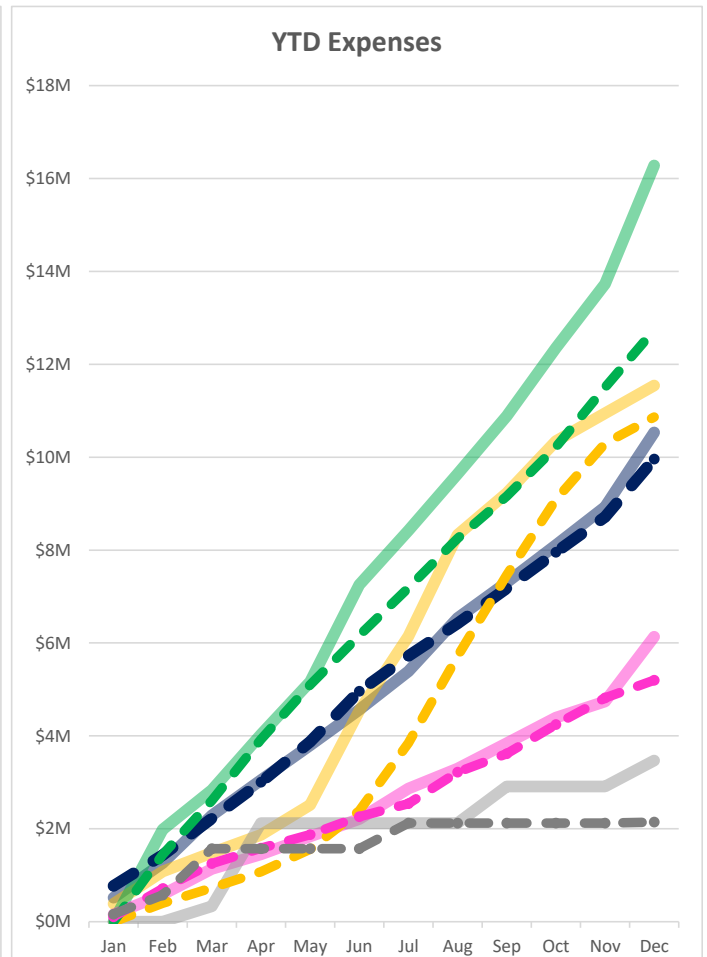
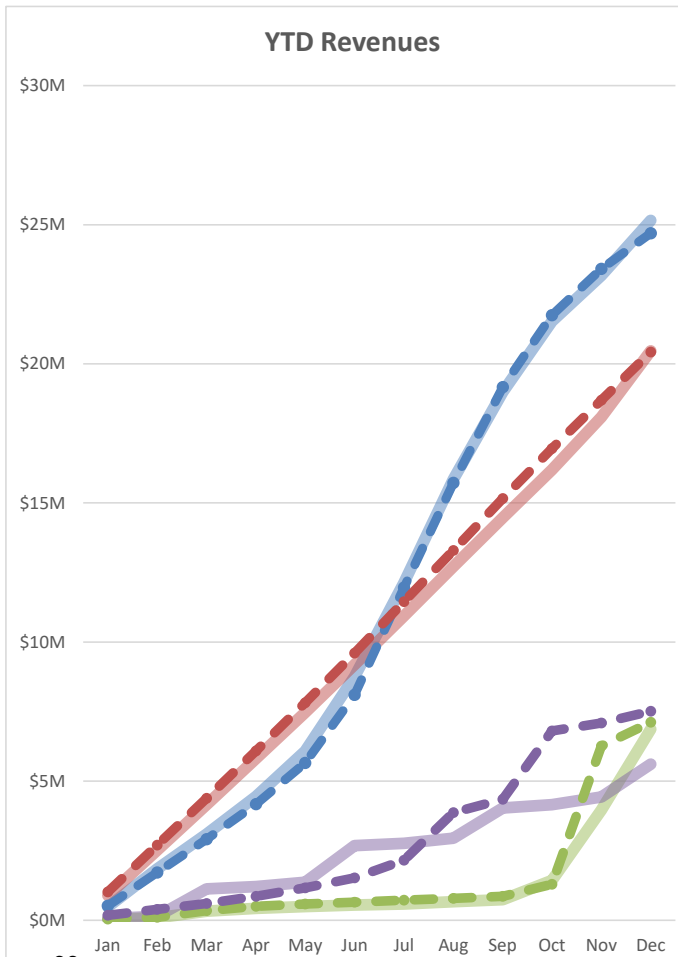
- Review December 2024 Financial Report
 - Review December 2024 Paid Invoice Report
 - Administrative Services Update
 - Water Maintenance Update
 - Wastewater Maintenance Update
 - Water Supply Report
 - IT Update
 - Capital Projects Update
 - Engineering Department Update
- 





UNAUDITED STATEMENT

	Key	Preliminary Dec 2024	Preliminary YTD 2024	Amended Budget 2024	% of Budget
REVENUES					
Water Sales		\$ 1,277,534	\$ 24,693,153	\$ 25,154,000	98.2%
Sewer Service Charges		1,727,122	20,423,404	20,464,000	99.8%
Property Taxes		848,368	7,114,913	6,868,000	103.6%
Other		419,204	7,512,235	5,611,894	133.9%
Total Revenue		<u>4,272,228</u>	<u>59,743,705</u>	<u>58,097,894</u>	102.8%
EXPENSES					
Payroll and Benefits		1,244,212	9,959,945	10,532,765	94.6%
Water Purchases		568,864	10,863,993	11,543,138	94.1%
Central Valley		1,233,277	12,737,333	16,280,051	78.2%
O&M & Admin		380,083	5,199,570	6,134,664	84.8%
Debt Service		21,740	2,143,416	3,469,515	61.8%
Total Expenses		<u>3,448,176</u>	<u>40,904,257</u>	<u>47,960,133</u>	85.3%
CAPITAL					
Infrastructure		1,849,907	19,679,007	27,598,500	71.3%
Vehicles & Equipment		28,113	1,288,949	1,426,000	90.4%
Total Capital		<u>1,878,020</u>	<u>20,967,956</u>	<u>29,024,500</u>	72.2%
NET REVENUES		<u>\$ (1,053,968)</u>	<u>\$ (2,128,508)</u>	<u>\$ (18,886,739)</u>	11.3%
Add back Infrastructure		1,849,907	19,679,007	27,598,500	71.3%
Add Noncash OPEB Accrual		-	-	433,000	0.0%
ADJ NET REVENUES		<u>\$ 795,939</u>	<u>\$ 17,550,499</u>	<u>\$ 9,144,761</u>	191.9%





REVENUES - UNAUDITED

	Dec 2023	YTD 2023	Amended Budget 2023	% of Budget	Preliminary Dec 2024	Preliminary YTD 2024	Amended Budget 2024	% of Budget
REVENUES								
Operating Revenues:								
Water Sales	\$ 1,861,903	\$ 21,707,579	\$ 22,073,000	98.3%	\$ 1,277,534	\$ 24,693,153	\$ 25,154,000	98.2%
Sewer Service Charges	1,752,184	13,703,361	13,439,000	102.0%	1,193,094	14,049,449	14,254,000	98.6%
Central Valley Assessmt	528,987	6,324,824	6,210,000	101.8%	534,028	6,373,955	6,210,000	102.6%
Engineering Fees	4,622	53,525	125,000	42.8%	2,950	57,463	125,000	46.0%
Connection fees	4,955	84,139	82,000	102.6%	2,504	87,819	82,000	107.1%
Inspection	25,623	116,204	85,000	136.7%	7,962	104,913	85,000	123.4%
Delinquent/Turn-on Fees	7,710	74,777	60,000	124.6%	2,838	13,753	60,000	22.9%
Waterwise Customer Revenue	-	985	-	0.0%	-	3,552	-	0.0%
Grant/Loan Forgive Revenue	-	382,465	-	0.0%	100,000	2,939,806	3,636,394	80.8%
Conservation Grant	1,300	66,693	51,000	130.8%	2,220	55,417	68,500	80.9%
Total Operating Revenue	4,187,284	42,514,552	42,125,000	100.9%	3,123,130	48,379,280	49,674,894	97.4%
Property Tax Revenue:								
Property Tax	2,085,067	5,174,089	5,023,740	103.0%	810,891	5,925,768	5,892,000	100.6%
Motor Vehicle	40,779	273,155	225,000	121.4%	23,060	280,749	285,000	98.5%
Personal Property	14,151	398,341	395,920	100.6%	2,324	448,796	430,000	104.4%
Delinquent Tax/Interest	9,567	134,008	80,000	167.5%	12,093	110,648	70,000	158.1%
Tax Increment for RDA	(3,374)	324,659	170,000	191.0%	-	348,952	191,000	182.7%
Total Property Tax Revenue	2,146,190	6,304,252	5,894,660	106.9%	848,368	7,114,913	6,868,000	103.6%
Non-operating Revenue:								
Impact Fees - Water	105,480	1,080,867	500,000	216.2%	43,384	636,358	500,000	127.3%
Impact Fees - Sewer	62,203	518,939	275,000	188.7%	23,439	224,261	275,000	81.5%
Interest	240,100	1,693,165	200,000	846.6%	194,586	2,033,231	600,000	338.9%
Sale of Surplus Equipment	17,490	43,900	120,000	36.6%	25,753	1,207,422	55,000	2195.3%
Other	1,186	120,275	125,000	96.2%	13,568	148,240	125,000	118.6%
Total Non-operating Revenue	426,459	3,457,146	1,220,000	283.4%	300,730	4,249,512	1,555,000	273.3%
Total Revenues	\$ 6,759,933	\$ 52,275,950	\$ 49,239,660	106.2%	\$ 4,272,228	\$ 59,743,705	\$ 58,097,894	102.8%

Percent of Year Completed: 98.00%



EXPENSES - UNAUDITED

	Dec 2023	YTD 2023	Amended Budget 2023	% of Budget	Preliminary Dec 2024	Preliminary YTD 2024	Amended Budget 2024	% of Budget
EXPENSES								
Payroll Wages:								
Salaries & Wages	\$ 767,676	5,651,727	\$ 5,599,352	100.9%	\$ 744,266	5,834,493	\$ 5,884,106	99.2%
Overtime Wages	21,939	150,585	98,000	153.7%	16,143	183,651	166,249	110.5%
On-call Pay	12,660	102,808	70,000	146.9%	16,474	122,502	105,000	116.7%
Incentive Pay	2,600	5,250	6,000	87.5%	2,650	6,550	2,800	233.9%
Vehicle Allowance	831	7,220	7,200	100.3%	831	7,200	7,200	100.0%
Clothing Allowance	-	20,075	21,175	94.8%	-	20,075	20,350	98.6%
Other/OPEB	4,637	4,637	14,000	33.1%	-	-	433,000	0.0%
<i>Total Payroll Wages</i>	<u>810,343</u>	<u>5,942,302</u>	<u>5,815,727</u>	<u>102.2%</u>	<u>780,364</u>	<u>6,174,471</u>	<u>6,618,705</u>	<u>93.3%</u>
Payroll Benefits:								
State Retirement Plan	114,005	975,521	988,579	98.7%	124,260	995,871	1,010,281	98.6%
401K Plan	69,727	661,972	645,031	102.6%	71,387	608,364	571,251	106.5%
Health/Dental Insurance	353,559	1,947,721	1,900,296	102.5%	250,137	1,976,084	2,148,538	92.0%
Medicare	11,519	84,705	82,508	102.7%	11,169	88,072	87,190	101.0%
Workers Compensation Ins	(5,733)	28,041	30,000	93.5%	-	67,360	40,000	168.4%
Life/LTD/LTC Insurance	5,738	47,651	51,300	92.9%	6,285	47,274	51,800	91.3%
State Unemployment	3,312	20,249	5,000	405.0%	610	2,449	5,000	49.0%
<i>Total Payroll Benefits</i>	<u>552,127</u>	<u>3,765,860</u>	<u>3,702,714</u>	<u>101.7%</u>	<u>463,848</u>	<u>3,785,474</u>	<u>3,914,060</u>	<u>96.7%</u>
Operations & Maintenance:								
Repair & Replacement	(201,688)	854,265	1,329,175	64.3%	124,858	1,679,612	1,848,075	90.9%
Building & Grounds	12,175	127,843	142,550	89.7%	10,954	180,222	183,550	98.2%
Vehicle Maint & Fuel	21,748	128,147	226,600	56.6%	20,392	150,145	191,600	78.4%
Vehicle Lease	(82,581)	(702)	88,000	-0.8%	3,384	50,758	50,500	100.5%
Tools & Supplies	6,428	84,428	89,400	94.4%	6,969	97,285	108,050	90.0%
Water Purchases	843,242	10,571,550	10,997,903	96.1%	568,864	10,863,993	11,543,138	94.1%
Treatment Chemicals	2,223	29,008	40,500	71.6%	-	37,852	32,000	118.3%
Water Lab Testing Fees	2,068	48,970	56,500	86.7%	979	64,984	72,500	89.6%
Utilities	132,189	739,502	923,900	80.0%	49,522	763,593	852,600	89.6%
<i>Total O&M</i>	<u>735,804</u>	<u>12,583,011</u>	<u>13,894,528</u>	<u>90.6%</u>	<u>785,922</u>	<u>13,888,444</u>	<u>14,882,013</u>	<u>93.3%</u>
CVWRF:								
Facility Operations	1,087,282	5,562,682	5,882,792	94.6%	392,165	5,381,488	6,404,682	84.0%
Project Betterments	1,060,001	1,741,753	1,742,196	100.0%	268,580	1,354,113	1,958,901	69.1%
Pre-treatment Field	48,833	319,155	343,127	93.0%	24,546	368,662	331,699	111.1%
Laboratory	53,830	294,112	290,957	101.1%	29,927	324,962	344,578	94.3%
CVW Debt Service	1,008,677	5,764,446	6,008,764	95.9%	518,059	5,308,108	7,240,191	73.3%
<i>Total CVWRF</i>	<u>\$ 3,258,623</u>	<u>13,682,148</u>	<u>\$ 14,267,836</u>	<u>95.9%</u>	<u>\$ 1,233,277</u>	<u>12,737,333</u>	<u>\$ 16,280,051</u>	<u>78.2%</u>



EXPENSES - UNAUDITED

	Dec 2023	YTD 2023	Budget 2023	% of Budget	Preliminary Dec 2024	Preliminary YTD 2024	Amended Budget 2024	% of Budget
General & Administrative:								
Office Supplies/Printing	\$ 7,233	17,200	\$ 24,470	70.3%	\$ 1,361	12,311	\$ 19,700	62.5%
Postage & Mailing	26,057	161,217	167,500	96.2%	27,661	168,275	172,450	97.6%
General Administrative	24,617	89,516	66,982	133.6%	17,120	72,849	74,672	97.6%
General Administrative-Elections	-	-	75,000	0.0%	-	-	-	0.0%
General Administrative-TNT	-	-	15,000	0.0%	-	-	-	0.0%
Computer Supplies	8,008	418,958	464,271	90.2%	16,265	477,738	510,735	93.5%
General Insurance	(97,440)	329,530	480,273	68.6%	-	326,417	492,637	66.3%
Utilities	19,677	99,783	87,288	114.3%	11,652	88,647	91,500	96.9%
Telephone	21,669	132,213	134,300	98.4%	9,781	125,098	152,500	82.0%
Training & Education	6,628	83,710	100,700	83.1%	15,681	93,812	103,750	90.4%
Safety	5,726	55,486	68,025	81.6%	12,994	45,753	72,525	63.1%
Legal fees	7,402	44,106	48,000	91.9%	5,648	41,653	48,000	86.8%
Auditing Fees	-	12,000	12,000	100.0%	-	12,000	12,000	100.0%
Professional Consulting	59,424	137,906	179,296	76.9%	4,350	201,258	231,760	86.8%
Public Relations/Conservation	485	87,861	87,500	100.4%	422	14,800	15,500	95.5%
Banking & Bonding	39,573	401,335	353,580	113.5%	40,090	449,039	381,060	117.8%
Payments to Other Gov't Agencies	13,854	129,938	155,000	83.8%	-	45,469	46,000	98.8%
Admin Contingency	-	-	180,000	0.0%	-	-	180,000	0.0%
<i>Total General Administrative</i>	<u>142,913</u>	<u>2,200,759</u>	<u>2,699,185</u>	<u>81.5%</u>	<u>163,025</u>	<u>2,175,119</u>	<u>2,604,789</u>	<u>83.5%</u>
Total Operating Expenses	<u>5,499,810</u>	<u>38,174,080</u>	<u>40,379,990</u>	<u>94.5%</u>	<u>3,426,436</u>	<u>38,760,841</u>	<u>44,299,618</u>	<u>87.5%</u>
Net Operating Revenues	<u>1,260,123</u>	<u>14,101,870</u>	<u>8,859,670</u>	<u>159.2%</u>	<u>845,792</u>	<u>20,982,864</u>	<u>13,798,276</u>	<u>152.1%</u>
Indirect Operating Expenses:								
Depreciation	734,066	8,012,616	8,500,000	94.3%	-	7,778,124	8,500,000	91.5%
RDA Pass-Through	(3,374)	324,659	170,000	191.0%	-	348,952	191,000	182.7%
<i>Total Indirect Operating Exp</i>	<u>730,692</u>	<u>8,337,275</u>	<u>8,670,000</u>	<u>96.2%</u>	<u>-</u>	<u>8,127,076</u>	<u>8,691,000</u>	<u>93.5%</u>
Capital								
Infrastructure	5,923,448	30,413,663	43,872,000	69.3%	1,849,907	19,679,007	27,598,500	71.3%
Vehicles & Equipment	104,704	555,294	1,498,150	37.1%	28,113	1,288,949	1,426,000	90.4%
<i>Total Equipment</i>	<u>6,028,152</u>	<u>30,968,957</u>	<u>45,370,150</u>	<u>68.3%</u>	<u>1,878,020</u>	<u>20,967,956</u>	<u>29,024,500</u>	<u>72.2%</u>
Debt Service:								
Bond Interest and Fees	829,184	984,467	1,725,538	57.1%	21,740	821,416	1,357,515	60.5%
Bond Principal Pmt ('21 Bond)	-	323,000	323,000	100.0%	-	326,000	326,000	100.0%
Bond Principal Pmt ('19 Bond)	-	886,000	886,000	100.0%	-	996,000	996,000	100.0%
Bond Principal Pmt ('23A Bond)	-	-	-	0.0%	-	-	-	0.0%
Bond Principal Pmt ('23B Bond)	-	-	-	0.0%	-	790,000	790,000	100.0%
<i>Total Debt Service</i>	<u>829,184</u>	<u>2,193,467</u>	<u>2,934,538</u>	<u>74.7%</u>	<u>21,740</u>	<u>2,143,416</u>	<u>3,469,515</u>	<u>61.8%</u>
Total Equip & Debt Service	<u>6,857,336</u>	<u>33,162,424</u>	<u>48,304,688</u>	<u>68.7%</u>	<u>1,899,760</u>	<u>23,111,372</u>	<u>32,494,015</u>	<u>71.1%</u>
Net Revenues	<u>(6,327,905)</u>	<u>(27,397,829)</u>	<u>(48,115,018)</u>	<u>56.9%</u>	<u>(1,053,968)</u>	<u>(10,255,584)</u>	<u>(27,386,739)</u>	<u>37.4%</u>
Add back Depreciation	734,066	8,012,616	8,500,000	94.3%	-	7,778,124	8,500,000	91.5%
Add back Infrastructure	5,923,448	30,413,663	43,872,000	69.3%	1,849,907	19,679,007	27,598,500	71.3%
Add Noncash OPEB Accrual	-	-	14,000	0.0%	-	-	433,000	0.0%
Adjusted Net Revenues	<u>\$ 329,609</u>	<u>11,028,450</u>	<u>\$ 4,270,982</u>	<u>258.2%</u>	<u>\$ 795,939</u>	<u>17,201,547</u>	<u>\$ 9,144,761</u>	<u>188.1%</u>



BALANCE SHEET - UNAUDITED

	PRELIMINARY AMOUNT
ASSETS	
Current Assets	
Unrestricted cash and cash equivalents	\$ 19,951,661
Marketable Securities	17,415,123
Receivables	4,169,442
Inventory	1,236,325
Prepays	9,564
Total Current Assets	<u>42,782,115</u>
Non-current Assets	
Restricted cash and cash equivalents	7,715,572
Capital Assets - net of depreciation	159,342,821
Investment in Central Valley Water Reclamation Facility	42,030,074
Total Non-current Assets	<u>209,088,467</u>
Deferred Outflows of Resources	
Deferred outflows relating to pensions	1,744,002
Total Deferred Outflows of Resources	<u>1,744,002</u>
Total Assets and Deferred Outflows of Resources	<u>\$ 253,614,584</u>
LIABILITIES	
Current Liabilities	
Accounts payable	\$ 510,257
Accrued liabilities	1,236,661
Retainage	1,542,224
Accrued interest	21,990
Customer water deposits	13,839
Total Current Liabilities	<u>3,324,971</u>
Non-Current Liabilities	
Long-term liabilities, due in more than one year	59,225,858
Net pension liability	676,997
Total Non-Current Liabilities	<u>59,902,855</u>
Deferred Inflows of Resources	
Deferred inflows relating to pensions	45,952
Total Deferred Inflows of Resources	<u>45,952</u>
Total Liabilities and Deferred Inflows of Resources	<u>63,273,778</u>
NET POSITION	
Total Net Position	<u>190,340,806</u>
Total Liabilities, Deferred Inflows of Resources and Net Position	<u>\$ 253,614,584</u>




2024 SURPLUS EQUIPMENT

	Jan	Feb	Mar	Apr	May	Jun	Jul	Aug	Sep	Oct	Nov	Dec	Preliminary Total
Surplus Equipment - 2024													
HP Mini Desktops	\$ 601.49		\$ 136.06										\$ 737.55
Epson Printer	\$ 25.00												\$ 25.00
Office Chairs	\$ 160.50	\$ 92.00											\$ 252.50
Bookshelf	\$ 20.50												\$ 20.50
Table	\$ 10.00												\$ 10.00
Old Pinter Toner Cartidges	\$ 192.11	\$ (33.00)											\$ 159.11
Misc Computer Supplies	\$ 61.50					\$ 36.00						\$ 102.50	\$ 200.00
Trashcans		\$ 152.50											\$ 152.50
Garage Door		\$ 3,500.00											\$ 3,500.00
PlexiGlass			\$ 27.55										\$ 27.55
LED Light Bulbs			\$ 281.00										\$ 281.00
Computer Monitors			\$ 100.00										\$ 100.00
Cummins Generator				\$ 7,700.00									\$ 7,700.00
Unit #51 International Dump Truck				\$ 11,300.00									\$ 11,300.00
Unit #27 Chevy 1500						\$ 13,000.00							\$ 13,000.00
Track Loader						\$ 50,000.00							\$ 50,000.00
Unit #34 Chevy 2500						\$ 20,300.00							\$ 20,300.00
Unit #3 F150						\$ 15,400.00							\$ 15,400.00
Unit #20 Mack Dump Truck							\$ 83,900.00						\$ 83,900.00
Valve Machine with Debris Body							\$ 1,691.66						\$ 1,691.66
Landscaping Equipment							\$ 7,710.46	\$ 1,000.00					\$ 8,710.46
Sign Trailer							\$ 455.00						\$ 455.00
Fridge/Ice Machine								\$ 205.00					\$ 205.00
Ridgeland Pump Station Property								\$ 30,000.00					\$ 30,000.00
Unit #36 F350 Utility Body									\$ 22,800.00				\$ 22,800.00
Sale of Property Salt Lake County										\$ 846,644.00			\$ 846,644.00
Unit #41 Vactor Truck										\$ 64,200.00			\$ 64,200.00
Unit #2 Chevy 3500 Utility Bed												\$ 25,650.00	\$ 25,650.00
Total Surplus Equipment - 2024	\$ 1,071.10	\$ 3,711.50	\$ 544.61	\$ 19,000.00	\$ -	\$ 98,736.00	\$ 93,757.12	\$ 31,205.00	\$ 22,800.00	\$ 910,844.00	\$ -	\$ 25,752.50	\$ 1,207,421.83



DECEMBER 2024 PAID INVOICE REPORT





Vendor Name	Payment Date	Payment Number	Description (Item)	Account Number	Account Name	Amount
Vendor: 1064 - ACE RECYCLING & DISPOSAL						
ACE RECYCLING & DISPOSAL	12/11/2024	129156	DEC 2024 RECYCLING	01-130-510220	BUILDINGS & GROUNDS - CU...	227.61
Vendor 1064 - ACE RECYCLING & DISPOSAL Total:						227.61
Vendor: 5305 - ACHIEVE CONTRACTING, LLC						
ACHIEVE CONTRACTING, LLC	12/05/2024	129153	23E CORRECTION	01-110-510430	GENERAL ADMINISTRATIVE	0.06
ACHIEVE CONTRACTING, LLC	12/05/2024	129153	BUILDING C CHANGE ORDER	01-340-520920	INFRASTRUCTURE PURCHAS...	901.33
ACHIEVE CONTRACTING, LLC	12/05/2024	129153	BUILDING A CHANGE ORDER	01-340-520920	INFRASTRUCTURE PURCHAS...	12,540.15
ACHIEVE CONTRACTING, LLC	12/05/2024	129153	BUILDING B CHANGE ORDER	01-340-520920	INFRASTRUCTURE PURCHAS...	3,713.20
ACHIEVE CONTRACTING, LLC	12/05/2024	129153	BUILDING A CHANGE ORDER	01-340-520920	INFRASTRUCTURE PURCHAS...	450.61
ACHIEVE CONTRACTING, LLC	12/05/2024	129153	RETENTION/23:E - PMT NO 6 ...	01-000-210110	RETAINAGE	6,885.66
ACHIEVE CONTRACTING, LLC	12/05/2024	129153	INTEREST/23:E - PMT NO 6 (...)	01-340-520920	INFRASTRUCTURE PURCHAS...	157.86
Vendor 5305 - ACHIEVE CONTRACTING, LLC Total:						24,648.87
Vendor: 5222 - ACME CONSTRUCTION						
ACME CONSTRUCTION	12/24/2024	129241	ACME CONSTRUCTION - FIRE...	01-000-430990	MISC INCOME	391.98
Vendor 5222 - ACME CONSTRUCTION Total:						391.98
Vendor: 5322 - ADVANCED ELEMENTS, INC.						
ADVANCED ELEMENTS, INC.	12/11/2024	129190	AE2S Lead & Copper	01-231-530270	WATER TESTING FEES	737.50
Vendor 5322 - ADVANCED ELEMENTS, INC. Total:						737.50
Vendor: 5218 - ALLEN, BLAKE						
ALLEN, BLAKE	12/06/2024	10374	2024 BOOT REIMBURSEMENT	01-210-510490	SAFETY EXPENSE	148.40
Vendor 5218 - ALLEN, BLAKE Total:						148.40
Vendor: 1210 - AMERICAN EXPRESS						
AMERICAN EXPRESS	12/05/2024	129119	NOV 2024 PURCHASES	01-000-210150	AMEX/MC PAYABLE	75,065.38
AMERICAN EXPRESS	12/05/2024	129119	HILTON/LODGING-UASD CO...	01-105-510480	TRAINING & EDUCATION - B...	257.24
AMERICAN EXPRESS	12/05/2024	129119	HILTON/LODGING-UASD CO...	01-105-510480	TRAINING & EDUCATION - B...	257.24
AMERICAN EXPRESS	12/05/2024	129119	HILTON/LODGING-UASD CO...	01-105-510480	TRAINING & EDUCATION - B...	257.24
AMERICAN EXPRESS	12/05/2024	129119	DEQ/WTR OP CERT RENEW ...	01-110-510430	GENERAL ADMINISTRATIVE	180.00
AMERICAN EXPRESS	12/05/2024	129119	DEQ/WTR OP CERT RENEW ...	01-110-510430	GENERAL ADMINISTRATIVE	180.00
AMERICAN EXPRESS	12/05/2024	129119	BOARD OF CERT SFTY PROF/...	01-110-510430	GENERAL ADMINISTRATIVE	170.00
AMERICAN EXPRESS	12/05/2024	129119	DEQ/CROSS CONNECT CTRL ...	01-110-510430	GENERAL ADMINISTRATIVE	150.00
AMERICAN EXPRESS	12/05/2024	129119	DEQ/WTR OP CERT RENEW ...	01-110-510430	GENERAL ADMINISTRATIVE	150.00
AMERICAN EXPRESS	12/05/2024	129119	UCLS/REGISTRATION UCLS C...	01-110-510430	GENERAL ADMINISTRATIVE	200.00
AMERICAN EXPRESS	12/05/2024	129119	DAVID'S KITCHEN/ENG LUNC...	01-110-510430	GENERAL ADMINISTRATIVE	215.62
AMERICAN EXPRESS	12/05/2024	129119	DEQ/WTR OP CERT RENEW ...	01-110-510430	GENERAL ADMINISTRATIVE	900.00
AMERICAN EXPRESS	12/05/2024	129119	MY SUGARS/ANNUAL FIRST ...	01-110-510430	GENERAL ADMINISTRATIVE	75.32
AMERICAN EXPRESS	12/05/2024	129119	DEQ/WTR OP CERT RENEW ...	01-110-510430	GENERAL ADMINISTRATIVE	75.00

Ferguson	\$ 55,196.33	75,065.38
Ready Made	\$ 8,363.00	257.24
Clyde Snow	\$ 4,770.00	257.24
Other	\$ 6,736.05	257.24

Paid Check Report

Payment Dates: 12/1/2024 - 12/31/2024

Vendor Name	Payment Date	Payment Number	Description (Item)	Account Number	Account Name	Amount
AMERICAN EXPRESS	12/05/2024	129119	DEQ/WTR OP CERT RENEW #...	01-110-510430	GENERAL ADMINISTRATIVE	525.00
AMERICAN EXPRESS	12/05/2024	129119	DEQ/WTR OP CERT RENEW ...	01-110-510430	GENERAL ADMINISTRATIVE	180.00
AMERICAN EXPRESS	12/05/2024	129119	LARRY H MILLER MEGAPLEX...	01-110-510430	GENERAL ADMINISTRATIVE	1,838.75
AMERICAN EXPRESS	12/05/2024	129119	DEZEMBER PHOTO/COMPAN...	01-110-510430	GENERAL ADMINISTRATIVE	321.63
AMERICAN EXPRESS	12/05/2024	129119	DEQ/WTR OP CERT RENEW ...	01-110-510430	GENERAL ADMINISTRATIVE	360.00
AMERICAN EXPRESS	12/05/2024	129119	UASD/REGISTRATION - EMP ...	01-110-510480	TRAINING & EDUCATION - M...	350.00
AMERICAN EXPRESS	12/05/2024	129119	MTN STATES EMP/REG EMP ...	01-120-510480	TRAINING & EDUCATION - HR	305.00
AMERICAN EXPRESS	12/05/2024	129119	AMZN/BATTERIES	01-130-510410	OFFICE SUPPLIES/PRINTING	21.85
AMERICAN EXPRESS	12/05/2024	129119	AMZN/CORK BOARD	01-130-510410	OFFICE SUPPLIES/PRINTING	24.99
AMERICAN EXPRESS	12/05/2024	129119	VISTAPRINT/BUSINESS CARDS..	01-130-510480	TRAINING & EDUCATION - C...	19.48
AMERICAN EXPRESS	12/05/2024	129119	MTN STATES EMP/REG EMP ...	01-140-510480	TRAINING & EDUCATION - M...	305.00
AMERICAN EXPRESS	12/05/2024	129119	RWAU/EMP #266 WTR TEST	01-140-510480	TRAINING & EDUCATION - M...	174.00
AMERICAN EXPRESS	12/05/2024	129119	WCV PT/INV #254245	01-220-520210	REPAIR SUPPLIES - WTR R&R	100.00
AMERICAN EXPRESS	12/05/2024	129119	WCV PT/INV #254243	01-220-520210	REPAIR SUPPLIES - WTR R&R	100.00
AMERICAN EXPRESS	12/05/2024	129119	WCV PT/INV #254140	01-220-520210	REPAIR SUPPLIES - WTR R&R	200.00
AMERICAN EXPRESS	12/05/2024	129119	WCV PT/INV #254254	01-220-520210	REPAIR SUPPLIES - WTR R&R	200.00
AMERICAN EXPRESS	12/05/2024	129119	WCV PT/INV #254144	01-220-520210	REPAIR SUPPLIES - WTR R&R	200.00
AMERICAN EXPRESS	12/05/2024	129119	WCV PT/INV #254256	01-220-520210	REPAIR SUPPLIES - WTR R&R	200.00
AMERICAN EXPRESS	12/05/2024	129119	WCV PT/INV #254267	01-220-520210	REPAIR SUPPLIES - WTR R&R	200.00
AMERICAN EXPRESS	12/05/2024	129119	WCV PT/INV #254142	01-220-520210	REPAIR SUPPLIES - WTR R&R	200.00
AMERICAN EXPRESS	12/05/2024	129119	WCV PT/INV #254262	01-220-520210	REPAIR SUPPLIES - WTR R&R	200.00
AMERICAN EXPRESS	12/05/2024	129119	WCV PT/INV #254242	01-220-520210	REPAIR SUPPLIES - WTR R&R	200.00
AMERICAN EXPRESS	12/05/2024	129119	WCV PT/INV #254239	01-220-520210	REPAIR SUPPLIES - WTR R&R	200.00
AMERICAN EXPRESS	12/05/2024	129119	WCV PT/INV #254237	01-220-520210	REPAIR SUPPLIES - WTR R&R	400.00
AMERICAN EXPRESS	12/05/2024	129119	WCV PT/INV #254248	01-220-520210	REPAIR SUPPLIES - WTR R&R	400.00
AMERICAN EXPRESS	12/05/2024	129119	WCV PT/INV #254259	01-220-520210	REPAIR SUPPLIES - WTR R&R	100.00
AMERICAN EXPRESS	12/05/2024	129119	WCV PT/INV #254265	01-220-520210	REPAIR SUPPLIES - WTR R&R	200.00
AMERICAN EXPRESS	12/05/2024	129119	WCV PT/INV #254269	01-220-520210	REPAIR SUPPLIES - WTR R&R	200.00
AMERICAN EXPRESS	12/05/2024	129119	WCV PT/INV #254240	01-220-520210	REPAIR SUPPLIES - WTR R&R	300.00
AMERICAN EXPRESS	12/05/2024	129119	MTN STATES EMP/REG EMP ...	01-230-510480	TRAINING & EDUCATION - W...	305.00
AMERICAN EXPRESS	12/05/2024	129119	RWAU/EMP #252 WTR TEST	01-230-510480	TRAINING & EDUCATION - W...	174.00
AMERICAN EXPRESS	12/05/2024	129119	RWAU/EMP #261 WTR TEST	01-230-510480	TRAINING & EDUCATION - W...	174.00
AMERICAN EXPRESS	12/05/2024	129119	UPHCA ACADEMY/REGISTRA...	01-231-510480	TRAINING & EDUCATION - W...	800.00
AMERICAN EXPRESS	12/05/2024	129119	DEQ/BKFLOW ASSEMBLY TES...	01-231-510480	TRAINING & EDUCATION - W...	270.00
AMERICAN EXPRESS	12/05/2024	129119	ABPA/BACKFLOW PREVENTI...	01-231-510480	TRAINING & EDUCATION - W...	185.00
AMERICAN EXPRESS	12/05/2024	129119	MTN STATES EMP/REG EMP ...	01-240-510480	TRAINING & EDUCATION - ...	305.00
AMERICAN EXPRESS	12/05/2024	129119	AMZN/UNIT #19 - FUEL TRA...	01-260-510230	VEHICLE FUEL - BLD/FLT MAI...	369.99
AMERICAN EXPRESS	12/05/2024	129119	MTN STATES EMP/REG EMP ...	01-260-510480	TRAINING & EDUCATION - B...	305.00
AMERICAN EXPRESS	12/05/2024	129119	AMZN/VEHICLE NUMBER STI...	01-260-510910	MACHINERY & EQUIPMENT - ...	14.90
AMERICAN EXPRESS	12/05/2024	129119	UCLS/REGISTRATION UCLS C...	01-320-510480	TRAINING & EDUCATION - S...	530.00
AMERICAN EXPRESS	12/05/2024	129119	MTN STATES EMP/REG EMP ...	01-330-510480	TRAINING & EDUCATION - B...	305.00
AMERICAN EXPRESS	12/05/2024	129119	UCEA/REGISTRATION 2025 C...	01-340-510480	TRAINING & EDUCATION - E...	550.00
AMERICAN EXPRESS	12/05/2024	129119	MTN STATES EMP/REG EMP ...	01-350-510480	TRAINING & EDUCATION - O...	305.00
AMERICAN EXPRESS	12/05/2024	129119	POWER SYSTEMS WST/PUMP..	01-350-520210	REPAIR SUPPLIES - OPERATOR	100.97

Paid Check Report

Payment Dates: 12/1/2024 - 12/31/2024

Vendor Name	Payment Date	Payment Number	Description (Item)	Account Number	Account Name	Amount
AMERICAN EXPRESS	12/05/2024	129119	AMZN/WISE	01-350-520240	TOOLS & SUPPLIES - OPERAT...	199.99
AMERICAN EXPRESS	12/05/2024	129119	AMZN/RETRACTABLE DOG L...	01-350-520240	TOOLS & SUPPLIES - OPERAT...	8.99
AMERICAN EXPRESS	12/05/2024	129119	AMZN/POWER TOOL ORGAN...	01-350-520240	TOOLS & SUPPLIES - OPERAT...	35.97
AMERICAN EXPRESS	12/05/2024	129119	AMZN/IT SUPPLIES	01-360-510440	COMPUTER SUPPLIES/EQUI...	79.99
AMERICAN EXPRESS	12/05/2024	129119	AMZN/IT SUPPLIES	01-360-510440	COMPUTER SUPPLIES/EQUI...	118.83
AMERICAN EXPRESS	12/05/2024	129119	AMZN/BLUETOOTH HEADSET	01-360-510440	COMPUTER SUPPLIES/EQUI...	189.15
AMERICAN EXPRESS	12/05/2024	129119	AMZN/IT SUPPLIES	01-360-510440	COMPUTER SUPPLIES/EQUI...	69.98
AMERICAN EXPRESS	12/05/2024	129119	AMZN/IT SUPPLIES	01-360-510440	COMPUTER SUPPLIES/EQUI...	43.55
AMERICAN EXPRESS	12/05/2024	129119	ZOOM/ONLINE MTGS	01-360-510440	COMPUTER SUPPLIES/EQUI...	219.90
AMERICAN EXPRESS	12/05/2024	129119	CDW/NVR FOR KENT BS (TA...	01-360-510440	COMPUTER SUPPLIES/EQUI...	698.94
AMERICAN EXPRESS	12/05/2024	129119	AMZN/IT SUPPLIES	01-360-510440	COMPUTER SUPPLIES/EQUI...	29.99
AMERICAN EXPRESS	12/05/2024	129119	AMZN/PHONE CASE	01-360-510440	COMPUTER SUPPLIES/EQUI...	19.98
Vendor 1210 - AMERICAN EXPRESS Total:						92,567.86
Vendor: 1930 - AMERITAS LIFE INSURANCE CORP						
AMERITAS LIFE INSURANCE ...	12/05/2024	129124	POLICY 030-301010-00001/...	01-000-220501	DENTAL INSURANCE CLAIMS ...	1,869.52
AMERITAS LIFE INSURANCE ...	12/11/2024	129164	POLICY 030-301010-00001/...	01-000-220501	DENTAL INSURANCE CLAIMS ...	518.00
AMERITAS LIFE INSURANCE ...	12/19/2024	129197	POLICY 030-301010-00001/...	01-000-220501	DENTAL INSURANCE CLAIMS ...	892.10
AMERITAS LIFE INSURANCE ...	12/19/2024	129197	POLICY 030-301010-00001/...	01-000-220501	DENTAL INSURANCE CLAIMS ...	470.00
AMERITAS LIFE INSURANCE ...	12/19/2024	129197	POLICY 030-301010-00001/D...	01-110-500130	HEALTH INSURANCE - MGMT	346.50
Vendor 1930 - AMERITAS LIFE INSURANCE CORP Total:						4,096.12
Vendor: 5132 - APA BENEFITS, INC.						
APA BENEFITS, INC.	12/24/2024	129239	NOV 2024 COBRA SERVICING	01-110-510520	PROFESSIONAL CONSULTING ..	56.00
Vendor 5132 - APA BENEFITS, INC. Total:						56.00
Vendor: 1087 - APCO INC						
APCO INC	12/19/2024	129192	PRV Upgrades	01-340-520920	INFRASTRUCTURE PURCHAS...	2,945.00
Vendor 1087 - APCO INC Total:						2,945.00
Vendor: 1267 - APELLO						
APELLO	12/11/2024	DFT0001640	DEC 2024 ANSWERING SERVI...	01-360-510470	TELEPHONE	554.00
Vendor 1267 - APELLO Total:						554.00
Vendor: 5231 - ARNOLD MACHINERY COMPANY						
ARNOLD MACHINERY COMP...	12/11/2024	129188	UNIT #111-DRIVER SIDE WIN...	01-260-520210	REPAIR SUPPLIES - BLD/FLT ...	525.09
ARNOLD MACHINERY COMP...	12/11/2024	129188	UNIT #111-DRIVER SIDE WIN...	01-260-520210	REPAIR SUPPLIES - BLD/FLT ...	-302.69
Vendor 5231 - ARNOLD MACHINERY COMPANY Total:						222.40
Vendor: 1306 - ASAP AUTO PARTS WAREHOUSE						
ASAP AUTO PARTS WAREHO...	12/05/2024	129120	UNIT #21 - OIL FILTER RETURN	01-260-520210	REPAIR SUPPLIES - BLD/FLT ...	-7.96
ASAP AUTO PARTS WAREHO...	12/05/2024	129120	250-256611	01-350-520210	REPAIR SUPPLIES - OPERATOR	-31.08
ASAP AUTO PARTS WAREHO...	12/05/2024	129120	UNIT #21 - BATTERY CORE C...	01-260-520210	REPAIR SUPPLIES - BLD/FLT ...	-24.00
ASAP AUTO PARTS WAREHO...	12/05/2024	129120	UNIT #15 - OIL FILTER	01-260-520210	REPAIR SUPPLIES - BLD/FLT ...	72.93
ASAP AUTO PARTS WAREHO...	12/05/2024	129120	UNIT #31 - PM FILTERS	01-260-520210	REPAIR SUPPLIES - BLD/FLT ...	20.13
ASAP AUTO PARTS WAREHO...	12/05/2024	129120	UNIT #19 - OIL FILTER FOR P...	01-260-520210	REPAIR SUPPLIES - BLD/FLT ...	2.17
ASAP AUTO PARTS WAREHO...	12/05/2024	129120	UNIT #38 - BRAKES, CONTROL...	01-260-520210	REPAIR SUPPLIES - BLD/FLT ...	530.31
ASAP AUTO PARTS WAREHO...	12/05/2024	129120	VEHICLE AIR FRESHENERS	01-260-520210	REPAIR SUPPLIES - BLD/FLT ...	32.56

Paid Check Report

Payment Dates: 12/1/2024 - 12/31/2024

Vendor Name	Payment Date	Payment Number	Description (Item)	Account Number	Account Name	Amount
ASAP AUTO PARTS WAREHO...	12/05/2024	129120	UNIT #42 - OIL FILTER, DRAIN...	01-260-520210	REPAIR SUPPLIES - BLD/FLT ...	42.03
ASAP AUTO PARTS WAREHO...	12/05/2024	129120	UNIT #42 - FUEL FILTER FOR ...	01-260-520210	REPAIR SUPPLIES - BLD/FLT ...	72.59
ASAP AUTO PARTS WAREHO...	12/05/2024	129120	UNIT #21 - PM FILTERS	01-260-520210	REPAIR SUPPLIES - BLD/FLT ...	105.86
ASAP AUTO PARTS WAREHO...	12/05/2024	129120	UNIT #21 - OIL PAN DRAIN P...	01-260-520210	REPAIR SUPPLIES - BLD/FLT ...	3.82
ASAP AUTO PARTS WAREHO...	12/05/2024	129120	UNIT #21 - CORRECT OIL FILT...	01-260-520210	REPAIR SUPPLIES - BLD/FLT ...	26.34
ASAP AUTO PARTS WAREHO...	12/05/2024	129120	EAST REC/GENERATOR SERP...	01-350-520210	REPAIR SUPPLIES - OPERATOR	38.68
ASAP AUTO PARTS WAREHO...	12/05/2024	129120	EAST REC/BACK-UP GENERA...	01-350-520210	REPAIR SUPPLIES - OPERATOR	46.62
ASAP AUTO PARTS WAREHO...	12/05/2024	129120	EAST REC/BACK-UP GENERA...	01-350-520210	REPAIR SUPPLIES - OPERATOR	20.10
ASAP AUTO PARTS WAREHO...	12/05/2024	129120	UNIT #54 - OIL FILTER	01-260-520210	REPAIR SUPPLIES - BLD/FLT ...	6.17
ASAP AUTO PARTS WAREHO...	12/05/2024	129120	EAST REC/BACK-UP GENERA...	01-350-520210	REPAIR SUPPLIES - OPERATOR	92.24
ASAP AUTO PARTS WAREHO...	12/05/2024	129120	EAST REC/BACK-UP GENERA...	01-350-520210	REPAIR SUPPLIES - OPERATOR	46.12
ASAP AUTO PARTS WAREHO...	12/05/2024	129120	UNIT #15 - OIL FILTER	01-260-520210	REPAIR SUPPLIES - BLD/FLT ...	7.96
ASAP AUTO PARTS WAREHO...	12/05/2024	129120	CHESTERFIELD/BACK-UP GE...	01-350-520210	REPAIR SUPPLIES - OPERATOR	46.12
ASAP AUTO PARTS WAREHO...	12/05/2024	129120	UNIT #44 - PM SUPPLIES	01-260-520210	REPAIR SUPPLIES - BLD/FLT ...	34.68
ASAP AUTO PARTS WAREHO...	12/05/2024	129120	SHOP SUPPLIES (WHITE LITH...	01-260-520210	REPAIR SUPPLIES - BLD/FLT ...	3.34
ASAP AUTO PARTS WAREHO...	12/05/2024	129120	UNIT #21 - BATTERIES	01-260-520210	REPAIR SUPPLIES - BLD/FLT ...	259.18
ASAP AUTO PARTS WAREHO...	12/05/2024	129120	UNIT #47 - FRONT BRAKE RO...	01-260-520210	REPAIR SUPPLIES - BLD/FLT ...	135.58
ASAP AUTO PARTS WAREHO...	12/05/2024	129120	UNIT #42 - OIL FILTER	01-260-520210	REPAIR SUPPLIES - BLD/FLT ...	2.01
ASAP AUTO PARTS WAREHO...	12/05/2024	129120	UNIT #38 - SWAY BAR LINK K...	01-260-520210	REPAIR SUPPLIES - BLD/FLT ...	16.54
ASAP AUTO PARTS WAREHO...	12/05/2024	129120	UNIT #38 - WHEEL LUG STU...	01-260-520210	REPAIR SUPPLIES - BLD/FLT ...	1.27
ASAP AUTO PARTS WAREHO...	12/05/2024	129120	UNIT #38 - HUB ASSEMBLY, F...	01-260-520210	REPAIR SUPPLIES - BLD/FLT ...	103.55
Vendor 1306 - ASAP AUTO PARTS WAREHOUSE Total:						1,705.86
Vendor: 1330 - ASSOCIATED BUSINESS TECHNOLOGIES						
ASSOCIATED BUSINESS TECH...	12/19/2024	129194	BLD A & BLD B PRINTER-SCA...	01-130-510410	OFFICE SUPPLIES/PRINTING	178.95
Vendor 1330 - ASSOCIATED BUSINESS TECHNOLOGIES Total:						178.95
Vendor: 5174 - BARBOSA, DANIEL						
BARBOSA, DANIEL	12/20/2024	10382	CDL/TANKER ENDORSEMENT ..	01-110-510430	GENERAL ADMINISTRATIVE	61.00
Vendor 5174 - BARBOSA, DANIEL Total:						61.00
Vendor: 5268 - BARNES, KRISTA						
BARNES, KRISTA	12/25/2024	10384	OFFICE INCENTIVE	01-110-510430	GENERAL ADMINISTRATIVE	129.07
Vendor 5268 - BARNES, KRISTA Total:						129.07
Vendor: 5259 - BELDIN, DALLIN						
BELDIN, DALLIN	12/12/2024	10376	2024 BOOT REIMBURSEMENT	01-210-510490	SAFETY EXPENSE	148.68
Vendor 5259 - BELDIN, DALLIN Total:						148.68
Vendor: 1470 - BLUE STAKES OF UTAH UTILITY						
BLUE STAKES OF UTAH UTILI...	12/11/2024	129157	2024 Blue Stakes Services	01-340-510520	PROFESSIONAL CONSULTING ..	597.70
Vendor 1470 - BLUE STAKES OF UTAH UTILITY Total:						597.70
Vendor: 4430 - BMLC INVESTMENTS, LLC						
BMLC INVESTMENTS, LLC	12/05/2024	129144	UNIT #4 - HD VEHICLE EMISS...	01-260-520210	REPAIR SUPPLIES - BLD/FLT ...	75.00
BMLC INVESTMENTS, LLC	12/05/2024	129144	UNIT #9 - HD VEHICLE EMISS...	01-260-520210	REPAIR SUPPLIES - BLD/FLT ...	55.00
BMLC INVESTMENTS, LLC	12/05/2024	129144	UNIT #50 - HD VEHICLE EMISS..	01-260-520210	REPAIR SUPPLIES - BLD/FLT ...	55.00
BMLC INVESTMENTS, LLC	12/05/2024	129144	UNIT #42 - HD VEHICLE EMISS..	01-260-520210	REPAIR SUPPLIES - BLD/FLT ...	75.00

Paid Check Report

Payment Dates: 12/1/2024 - 12/31/2024

Vendor Name	Payment Date	Payment Number	Description (Item)	Account Number	Account Name	Amount
BMLC INVESTMENTS, LLC	12/11/2024	129181	HD VEHICLE EMISSIONS	01-260-520210	REPAIR SUPPLIES - BLD/FLT ...	55.00
Vendor 4430 - BMLC INVESTMENTS, LLC Total:						315.00
Vendor: 5338 - BOART LONGYEAR COMPANY						
BOART LONGYEAR COMPANY	12/05/2024	129154	23L: WATTS WELL #18 DRILL...	01-340-520920	INFRASTRUCTURE PURCHAS...	736,953.16
BOART LONGYEAR COMPANY	12/24/2024	129243	BOART LONGYEAR - FIRE HY...	01-000-430990	MISC INCOME	1,750.00
Vendor 5338 - BOART LONGYEAR COMPANY Total:						738,703.16
Vendor: 1525 - BRADY INDUSTRIES OF UTAH LLC						
BRADY INDUSTRIES OF UTAH...	12/24/2024	129221	JANITORIAL SUPPLIES	01-130-510220	BUILDINGS & GROUNDS - CU...	1,231.25
Vendor 1525 - BRADY INDUSTRIES OF UTAH LLC Total:						1,231.25
Vendor: 1526 - BRANTLY, DARCY						
BRANTLY, DARCY	12/25/2024	10383	TEAM REWARD LUNCHEON	01-110-510430	GENERAL ADMINISTRATIVE	46.59
Vendor 1526 - BRANTLY, DARCY Total:						46.59
Vendor: 5323 - BROWN, TITO						
BROWN, TITO	12/25/2024	10385	2024 BOOT REIMBURSEMENT	01-210-510490	SAFETY EXPENSE	150.00
Vendor 5323 - BROWN, TITO Total:						150.00
Vendor: 1670 - CENTRAL VALLEY WATER REC FACILITY						
CENTRAL VALLEY WATER REC...	12/11/2024	129158	FACILITY OPERATION	01-400-580310	FACILITY OPERATION - C.V.	392,164.83
CENTRAL VALLEY WATER REC...	12/11/2024	129158	MONTHLY CIP	01-400-580320	PROJECT BETTERMENTS- C.V.	268,580.24
CENTRAL VALLEY WATER REC...	12/11/2024	129158	PRETREATMENT FIELD	01-400-580340	PRETREATMENT FIELD - C.V.	24,546.30
CENTRAL VALLEY WATER REC...	12/11/2024	129158	NET LAB COSTS	01-400-580350	LABORATORY - C.V.	27,440.02
CENTRAL VALLEY WATER REC...	12/11/2024	129158	ENTITY LAB WORK	01-400-580350	LABORATORY - C.V.	2,487.00
CENTRAL VALLEY WATER REC...	12/11/2024	129158	LOAN PAYMENT	01-400-580380	CVW DEBT SERVICE	518,058.95
Vendor 1670 - CENTRAL VALLEY WATER REC FACILITY Total:						1,233,277.34
Vendor: 1672 - CENTRICITY GIS						
CENTRICITY GIS	12/11/2024	129159	Centricity GIS annual renewal	01-360-510440	COMPUTER SUPPLIES/EQUI...	5,500.00
Vendor 1672 - CENTRICITY GIS Total:						5,500.00
Vendor: 1680 - CENTURY EQUIPMENT CO						
CENTURY EQUIPMENT CO	12/11/2024	129160	UNIT #105- STABILIZER PADS,...	01-260-520210	REPAIR SUPPLIES - BLD/FLT ...	381.41
CENTURY EQUIPMENT CO	12/19/2024	129195	UNIT #105- STABILIZER PADS,...	01-260-520210	REPAIR SUPPLIES - BLD/FLT ...	1,109.20
Vendor 1680 - CENTURY EQUIPMENT CO Total:						1,490.61
Vendor: 5384 - CHRISTENSEN, JAMES						
CHRISTENSEN, JAMES	12/12/2024	10377	2024 BOOT REIMBURSEMENT	01-210-510490	SAFETY EXPENSE	150.00
Vendor 5384 - CHRISTENSEN, JAMES Total:						150.00
Vendor: 1725.5 - CINTAS CORPORATION						
CINTAS CORPORATION	12/11/2024	129161	Cintas Floor Mat Cleaning	01-130-510220	BUILDINGS & GROUNDS - CU...	116.64
CINTAS CORPORATION	12/11/2024	129161	Cintas Floor Mat Cleaning	01-130-510220	BUILDINGS & GROUNDS - CU...	116.64
Vendor 1725.5 - CINTAS CORPORATION Total:						233.28
Vendor: 5255 - CITY OF SOUTH SALT LAKE						
CITY OF SOUTH SALT LAKE	12/24/2024	DFT0001673	NOV 2024 STORMWATER	01-230-510460	UTILITIES - WTR	33.00
Vendor 5255 - CITY OF SOUTH SALT LAKE Total:						33.00

Paid Check Report

Payment Dates: 12/1/2024 - 12/31/2024

Vendor Name	Payment Date	Payment Number	Description (Item)	Account Number	Account Name	Amount
Vendor: 1730 - CLYDE SNOW & SESSIONS						
CLYDE SNOW & SESSIONS	12/19/2024	DFT0001670	MATTER 006400/GENERAL	01-110-510500	LEGAL EXPENSE	5,127.70
CLYDE SNOW & SESSIONS	12/19/2024	DFT0001670	MATTER 007011/GENERAL 2...	01-110-510500	LEGAL EXPENSE	520.00
Vendor 1730 - CLYDE SNOW & SESSIONS Total:						5,647.70
Vendor: 1740 - COLONIAL FLAG AND SPECIALTY CO						
COLONIAL FLAG AND SPECIA...	12/11/2024	129162	NEW FLAG	01-130-510220	BUILDINGS & GROUNDS - CU...	127.20
Vendor 1740 - COLONIAL FLAG AND SPECIALTY CO Total:						127.20
Vendor: 5133 - COLUMBUS FOUNDATION, INC.						
COLUMBUS FOUNDATION, I...	12/11/2024	129185	NOV 2024 DOCUMENT SHRE...	01-110-510430	GENERAL ADMINISTRATIVE	37.00
Vendor 5133 - COLUMBUS FOUNDATION, INC. Total:						37.00
Vendor: 5248 - CONSOR NORTH AMERICA, INC						
CONSOR NORTH AMERICA, I...	12/05/2024	129151	20I Supplementary Inspectio...	01-340-520920	INFRASTRUCTURE PURCHAS...	1,155.00
Vendor 5248 - CONSOR NORTH AMERICA, INC Total:						1,155.00
Vendor: 5345 - COTTONWOOD TITLE INSURANCE AGENCY, INC.						
COTTONWOOD TITLE INSUR...	12/05/2024	DFT0001636	23L: WATTS WELL NO. 18 DR...	01-340-520920	INFRASTRUCTURE PURCHAS...	325,000.00
COTTONWOOD TITLE INSUR...	12/05/2024	DFT0001636	23L: WATTS WELL NO. 18 DR...	01-340-520920	INFRASTRUCTURE PURCHAS...	3,213.00
Vendor 5345 - COTTONWOOD TITLE INSURANCE AGENCY, INC. Total:						328,213.00
Vendor: 1845 - CRUS OIL, INC.						
CRUS OIL, INC.	12/05/2024	129123	Oil and Filters for Muffin Mo...	01-350-520210	REPAIR SUPPLIES - OPERATOR	395.10
CRUS OIL, INC.	12/19/2024	129196	WELLS/BOOSTERS MOTOR O...	01-350-520210	REPAIR SUPPLIES - OPERATOR	356.68
CRUS OIL, INC.	12/19/2024	129196	Interior Dressing	01-260-520240	TOOLS & SUPPLIES - BLD/FLT...	155.48
Vendor 1845 - CRUS OIL, INC. Total:						907.26
Vendor: 1923 - DE NORA WATER TECHNOLOGIES TEXAS, LLC						
DE NORA WATER TECHNOLO...	12/11/2024	129163	Breeze MIOX sodium Hypo. S...	01-350-520210	REPAIR SUPPLIES - OPERATOR	1,100.25
Vendor 1923 - DE NORA WATER TECHNOLOGIES TEXAS, LLC Total:						1,100.25
Vendor: 2025 - DUKE'S ROOT CONTROL INC						
DUKE'S ROOT CONTROL INC	12/05/2024	129126	Wastewater Collection Syst...	01-240-520210	REPAIR SUPPLIES - WW MAI...	6.26
DUKE'S ROOT CONTROL INC	12/05/2024	129126	Wastewater Collection Syst...	01-240-520210	REPAIR SUPPLIES - WW MAI...	10,758.52
DUKE'S ROOT CONTROL INC	12/24/2024	129223	DUKE'S ROOT CONTROL - FIR...	01-000-430990	MISC INCOME	1,750.00
Vendor 2025 - DUKE'S ROOT CONTROL INC Total:						12,514.78
Vendor: 5195 - ECOBRITE FRANCHISING						
ECOBRITE FRANCHISING	12/11/2024	129187	Yearly Janitorial Cleaning	01-130-510220	BUILDINGS & GROUNDS - CU...	2,340.90
Vendor 5195 - ECOBRITE FRANCHISING Total:						2,340.90
Vendor: 2101 - EMPLOYERS COUNCIL						
EMPLOYERS COUNCIL	12/05/2024	129127	2025 ANNUAL MEMBERSHIP	01-000-129000	PREPAID EXPENSES	1,800.00
Vendor 2101 - EMPLOYERS COUNCIL Total:						1,800.00
Vendor: 1980 - ENBRIDGE GAS						
ENBRIDGE GAS	12/05/2024	129125	NOV 2024 NATURAL GAS	01-110-510460	UTILITIES - MGMT	2,983.35
ENBRIDGE GAS	12/05/2024	129125	NOV 2024 NATURAL GAS	01-230-510460	UTILITIES - WTR	2,051.53
ENBRIDGE GAS	12/05/2024	129125	NOV 2024 NATURAL GAS	01-240-510460	UTILITIES - WW	685.87

Paid Check Report

Payment Dates: 12/1/2024 - 12/31/2024

Vendor Name	Payment Date	Payment Number	Description (Item)	Account Number	Account Name	Amount
ENBRIDGE GAS	12/24/2024	129222	DEC 2024 NATURAL GAS	01-110-510460	UTILITIES - MGMT	4,104.12
ENBRIDGE GAS	12/24/2024	129222	DEC 2024 NATURAL GAS	01-230-510460	UTILITIES - WTR	2,709.83
ENBRIDGE GAS	12/24/2024	129222	DEC 2024 NATURAL GAS	01-240-510460	UTILITIES - WW	1,027.89
Vendor 1980 - ENBRIDGE GAS Total:						13,562.59
Vendor: 2102 - ENTERPRISE FM TRUST						
ENTERPRISE FM TRUST	12/11/2024	129165	UNIT 27 LEASE CHARGES	01-260-510235	VEHICLE LEASE	533.84
ENTERPRISE FM TRUST	12/11/2024	129165	UNIT 55 LEASE CHARGES	01-260-510235	VEHICLE LEASE	533.84
ENTERPRISE FM TRUST	12/11/2024	129165	UNIT 52 LEASE CHARGES	01-260-510235	VEHICLE LEASE	533.84
ENTERPRISE FM TRUST	12/11/2024	129165	UNIT 12 LEASE CHARGES	01-260-510235	VEHICLE LEASE	541.91
ENTERPRISE FM TRUST	12/11/2024	129165	UNIT 60 LEASE CHARGES	01-260-510235	VEHICLE LEASE	616.91
ENTERPRISE FM TRUST	12/11/2024	129165	UNIT 53 LEASE CHARGES	01-260-510235	VEHICLE LEASE	623.32
Vendor 2102 - ENTERPRISE FM TRUST Total:						3,383.66
Vendor: 2103 - ENVIRONMENTAL PRODUCTS & ACCESSORIES						
ENVIRONMENTAL PRODUCTS..	12/05/2024	129128	Vactor Supplies	01-240-520240	TOOLS & SUPPLIES - WW MA...	309.02
Vendor 2103 - ENVIRONMENTAL PRODUCTS & ACCESSORIES Total:						309.02
Vendor: 2184.1 - FASTENAL COMPANY						
FASTENAL COMPANY	12/11/2024	129166	PPE VENDING SUPPLIES	01-210-510490	SAFETY EXPENSE	528.49
FASTENAL COMPANY	12/11/2024	129166	PPE VENDING SUPPLIES	01-210-510490	SAFETY EXPENSE	436.61
FASTENAL COMPANY	12/19/2024	129198	PPE VENDING SUPPLIES	01-210-510490	SAFETY EXPENSE	425.04
FASTENAL COMPANY	12/24/2024	129225	PPE VENDING FEE	01-210-510490	SAFETY EXPENSE	20.00
Vendor 2184.1 - FASTENAL COMPANY Total:						1,410.14
Vendor: 2188 - FERGUSON ENTERPRISES, INC						
FERGUSON ENTERPRISES, INC	12/05/2024	DFT0001637	Pollard Water (Ferguson) Fire...	01-230-520210	REPAIR SUPPLIES - WTR MAI...	1,772.50
FERGUSON ENTERPRISES, INC	12/05/2024	DFT0001637	1.5 inch Meter Yoke Valves a...	01-220-520210	REPAIR SUPPLIES - WTR R&R	1,367.82
FERGUSON ENTERPRISES, INC	12/05/2024	DFT0001637	Valve box risers Ferguson	01-230-520210	REPAIR SUPPLIES - WTR MAI...	360.00
FERGUSON ENTERPRISES, INC	12/05/2024	DFT0001637	Ferguson Fire Hydrant Parts	01-230-520210	REPAIR SUPPLIES - WTR MAI...	975.00
FERGUSON ENTERPRISES, INC	12/05/2024	DFT0001637	Ferguson Fire Hydrant Parts	01-230-520210	REPAIR SUPPLIES - WTR MAI...	442.50
FERGUSON ENTERPRISES, INC	12/05/2024	DFT0001637	Ferguson Fire Hydrant Parts	01-230-520210	REPAIR SUPPLIES - WTR MAI...	240.00
FERGUSON ENTERPRISES, INC	12/05/2024	DFT0001637	12" MJ Bends and Mega Lugs	01-230-520210	REPAIR SUPPLIES - WTR MAI...	300.00
FERGUSON ENTERPRISES, INC	12/05/2024	DFT0001637	12" MJ Bends and Mega Lugs	01-230-520210	REPAIR SUPPLIES - WTR MAI...	716.00
FERGUSON ENTERPRISES, INC	12/05/2024	DFT0001637	12" MJ Bends and Mega Lugs	01-230-520210	REPAIR SUPPLIES - WTR MAI...	850.00
FERGUSON ENTERPRISES, INC	12/05/2024	DFT0001637	12" MJ Bends and Mega Lugs	01-230-520210	REPAIR SUPPLIES - WTR MAI...	1,848.00
FERGUSON ENTERPRISES, INC	12/05/2024	DFT0001637	12" MJ Bends and Mega Lugs	01-230-520210	REPAIR SUPPLIES - WTR MAI...	792.00
FERGUSON ENTERPRISES, INC	12/05/2024	DFT0001637	12" MJ Bends and Mega Lugs	01-230-520210	REPAIR SUPPLIES - WTR MAI...	1,432.00
FERGUSON ENTERPRISES, INC	12/05/2024	DFT0001637	Parts for November Water Sy...	01-230-520210	REPAIR SUPPLIES - WTR MAI...	240.00
FERGUSON ENTERPRISES, INC	12/05/2024	DFT0001637	Large Meter 8" Valves and R...	01-340-520920	INFRASTRUCTURE PURCHAS...	3,537.92
FERGUSON ENTERPRISES, INC	12/05/2024	DFT0001637	24" Solid Sleeve and Mega L...	01-220-520210	REPAIR SUPPLIES - WTR R&R	3,370.00
FERGUSON ENTERPRISES, INC	12/05/2024	DFT0001637	24" Solid Sleeve and Mega L...	01-220-520210	REPAIR SUPPLIES - WTR R&R	633.00
FERGUSON ENTERPRISES, INC	12/05/2024	DFT0001637	24" Solid Sleeve and Mega L...	01-220-520210	REPAIR SUPPLIES - WTR R&R	2,160.00
FERGUSON ENTERPRISES, INC	12/05/2024	DFT0001637	Parts for November Water Sy...	01-230-520210	REPAIR SUPPLIES - WTR MAI...	1,978.54
FERGUSON ENTERPRISES, INC	12/05/2024	DFT0001637	3/4" Type K Copper	01-220-520210	REPAIR SUPPLIES - WTR R&R	6,300.00
Vendor 2188 - FERGUSON ENTERPRISES, INC Total:						29,315.28

Paid Check Report

Payment Dates: 12/1/2024 - 12/31/2024

Vendor Name	Payment Date	Payment Number	Description (Item)	Account Number	Account Name	Amount	
Vendor: 5115 - FIRST DIGITAL COMMUNICATIONS, LLC							
FIRST DIGITAL COMMUNICAT...	12/24/2024	129238	Phone System Annual Renew...	01-360-510470	TELEPHONE	2,267.56	
						Vendor 5115 - FIRST DIGITAL COMMUNICATIONS, LLC Total:	2,267.56
Vendor: 2263 - FOX, DANIEL							
FOX, DANIEL	12/06/2024	10370	SL CNTY HEALTH/HAZARDOU...	01-230-520210	REPAIR SUPPLIES - WTR MAI...	1,663.94	
FOX, DANIEL	12/06/2024	10370	SL CNTY HEALTH/HAZARDOU...	01-260-520210	REPAIR SUPPLIES - BLD/FLT ...	45.12	
FOX, DANIEL	12/06/2024	10370	SL CNTY HEALTH/HAZARDOU...	01-260-520210	REPAIR SUPPLIES - BLD/FLT ...	24.70	
FOX, DANIEL	12/06/2024	10370	SL CNTY HEALTH/HAZARDOU...	01-350-520210	REPAIR SUPPLIES - OPERATOR	297.44	
FOX, DANIEL	12/12/2024	10375	2024 BOOT REIMBURSEMENT	01-210-510490	SAFETY EXPENSE	150.00	
						Vendor 2263 - FOX, DANIEL Total:	2,181.20
Vendor: 2283 - FRANSON CIVIL ENGINEERS INC.							
FRANSON CIVIL ENGINEERS I...	12/11/2024	129168	24R BANGERTER HWY @ 470...	01-340-520920	INFRASTRUCTURE PURCHAS...	1,529.50	
						Vendor 2283 - FRANSON CIVIL ENGINEERS INC. Total:	1,529.50
Vendor: 5389 - FUSE CUSTOM BUILDERS							
FUSE CUSTOM BUILDERS	12/24/2024	129244	FUSE CUSTOM BUILDERS - FI...	01-000-430990	MISC INCOME	1,750.00	
						Vendor 5389 - FUSE CUSTOM BUILDERS Total:	1,750.00
Vendor: 2326 - GALLEGOS, JUSTIN							
GALLEGOS, JUSTIN	12/20/2024	10378	2024 BOOT REIMBURSEMENT	01-210-510490	SAFETY EXPENSE	150.00	
						Vendor 2326 - GALLEGOS, JUSTIN Total:	150.00
Vendor: 2340 - GENEVA ROCK PRODUCTS							
GENEVA ROCK PRODUCTS	12/11/2024	129169	Gravel for Sewer Repairs	01-220-520210	REPAIR SUPPLIES - WTR R&R	181.76	
						Vendor 2340 - GENEVA ROCK PRODUCTS Total:	181.76
Vendor: 5387 - GRADE TECH SERVICES							
GRADE TECH SERVICES	12/19/2024	129220	GRADE TECH SERVICES/FIRE ...	01-000-430990	MISC INCOME	102.99	
						Vendor 5387 - GRADE TECH SERVICES Total:	102.99
Vendor: 2380 - GRAINGER INC							
GRAINGER INC	12/05/2024	129129	WWPS BATTERY TESTER TOOL	01-350-520210	REPAIR SUPPLIES - OPERATOR	88.34	
GRAINGER INC	12/11/2024	129170	Waste Oil Barrels For Used ...	01-350-520210	REPAIR SUPPLIES - OPERATOR	114.29	
GRAINGER INC	12/19/2024	129199	Flashlights and Tools	01-240-520240	TOOLS & SUPPLIES - WW MA...	1,069.57	
GRAINGER INC	12/19/2024	129199	UNIT #42 - OIL HOSE REEL	01-350-520210	REPAIR SUPPLIES - OPERATOR	1,238.37	
GRAINGER INC	12/19/2024	129199	MOBILE TRANSFER PUMP-RE...	01-350-520210	REPAIR SUPPLIES - OPERATOR	33.05	
GRAINGER INC	12/19/2024	129199	WWPS ZIP TIES	01-350-520210	REPAIR SUPPLIES - OPERATOR	18.47	
GRAINGER INC	12/19/2024	129199	Oil Pump and filter for muffin...	01-350-520210	REPAIR SUPPLIES - OPERATOR	878.53	
GRAINGER INC	12/19/2024	129199	Well 15 - South electric heate...	01-350-520210	REPAIR SUPPLIES - OPERATOR	394.38	
GRAINGER INC	12/19/2024	129199	Pex ring cutter tool	01-350-520210	REPAIR SUPPLIES - OPERATOR	50.83	
GRAINGER INC	12/24/2024	129226	WELL MOTOR OIL CHANGES	01-350-520210	REPAIR SUPPLIES - OPERATOR	16.80	
GRAINGER INC	12/24/2024	129226	LOTO Locks for Wells and Bo...	01-350-520210	REPAIR SUPPLIES - OPERATOR	58.43	
						Vendor 2380 - GRAINGER INC Total:	3,961.06
Vendor: 2490 - HANSEN, ALLEN & LUCE, INC.							
HANSEN, ALLEN & LUCE, INC.	12/19/2024	129200	23L: WELL NO. 18 DRILLING ...	01-340-520920	INFRASTRUCTURE PURCHAS...	2,184.00	

Paid Check Report

Payment Dates: 12/1/2024 - 12/31/2024

Vendor Name	Payment Date	Payment Number	Description (Item)	Account Number	Account Name	Amount
HANSEN, ALLEN & LUCE, INC.	12/19/2024	129200	23L: WELL NO. 18 DRILLING &..	01-340-520920	INFRASTRUCTURE PURCHAS...	2,484.15
Vendor 2490 - HANSEN, ALLEN & LUCE, INC. Total:						4,668.15
Vendor: 2532 - HEALTHEQUITY INC						
HEALTHEQUITY INC	12/05/2024	DFT0001626	HEALTH SAVINGS ACCOUNT	01-000-220900	CAFETERIA PLAN PAYABLE	11,408.65
HEALTHEQUITY INC	12/19/2024	DFT0001648	HEALTH SAVINGS ACCOUNT	01-000-220900	CAFETERIA PLAN PAYABLE	12,157.99
Vendor 2532 - HEALTHEQUITY INC Total:						23,566.64
Vendor: 5292 - HOGAN CONSTRUCTION						
HOGAN CONSTRUCTION	12/19/2024	129217	HOGAN CONSTRUCTION/FIRE..	01-000-430990	MISC INCOME	220.67
Vendor 5292 - HOGAN CONSTRUCTION Total:						220.67
Vendor: 2590 - HOME DEPOT CREDIT SERVICES						
HOME DEPOT CREDIT SERVIC...	12/05/2024	129130	GRINDING WHEELS/TROWELS	01-140-520240	TOOLS & SUPPLIES - METERS	45.39
HOME DEPOT CREDIT SERVIC...	12/05/2024	129130	KNEE PADS, SAW BLADES, GR...	01-140-520240	TOOLS & SUPPLIES - METERS	109.86
HOME DEPOT CREDIT SERVIC...	12/05/2024	129130	JOB SUPPLIES	01-220-520210	REPAIR SUPPLIES - WTR R&R	119.71
HOME DEPOT CREDIT SERVIC...	12/05/2024	129130	REPAIR SUPPLIES	01-220-520240	TOOLS & SUPPLIES - WTR R&R	60.72
HOME DEPOT CREDIT SERVIC...	12/05/2024	129130	TOOLS	01-220-520240	TOOLS & SUPPLIES - WTR R&R	15.43
HOME DEPOT CREDIT SERVIC...	12/05/2024	129130	TOOLS	01-230-520240	TOOLS & SUPPLIES - WTR MA...	243.31
HOME DEPOT CREDIT SERVIC...	12/05/2024	129130	TOOLS	01-230-520240	TOOLS & SUPPLIES - WTR MA...	118.30
HOME DEPOT CREDIT SERVIC...	12/05/2024	129130	SUPPLIES	01-230-520240	TOOLS & SUPPLIES - WTR MA...	3.48
HOME DEPOT CREDIT SERVIC...	12/05/2024	129130	SHOP TOOLS	01-260-520240	TOOLS & SUPPLIES - BLD/FLT...	36.97
HOME DEPOT CREDIT SERVIC...	12/05/2024	129130	INSPECTORS TORCH & PROP...	01-330-520240	TOOLS & SUPPLIES - BLUE ST...	87.92
HOME DEPOT CREDIT SERVIC...	12/05/2024	129130	SHOP VAC/MULTIPLE SITES	01-350-520210	REPAIR SUPPLIES - OPERATOR	199.00
HOME DEPOT CREDIT SERVIC...	12/05/2024	129130	EAST REC/PUMP FITTINGS &...	01-350-520210	REPAIR SUPPLIES - OPERATOR	95.44
HOME DEPOT CREDIT SERVIC...	12/05/2024	129130	ARMSTRONG/PLUMBING FIT...	01-350-520210	REPAIR SUPPLIES - OPERATOR	-75.49
HOME DEPOT CREDIT SERVIC...	12/05/2024	129130	ARMSTRONG/PLUMBING FIT...	01-350-520210	REPAIR SUPPLIES - OPERATOR	106.16
HOME DEPOT CREDIT SERVIC...	12/05/2024	129130	ARMSTRONG/PLUMBING RE...	01-350-520210	REPAIR SUPPLIES - OPERATOR	68.86
HOME DEPOT CREDIT SERVIC...	12/05/2024	129130	MOBILE PUMP FITTINGS	01-350-520210	REPAIR SUPPLIES - OPERATOR	11.99
HOME DEPOT CREDIT SERVIC...	12/05/2024	129130	EAST REC/PUMP CONDUIT, F...	01-350-520210	REPAIR SUPPLIES - OPERATOR	25.99
HOME DEPOT CREDIT SERVIC...	12/05/2024	129130	WELL 12/REPAIR SUPPLIES	01-350-520210	REPAIR SUPPLIES - OPERATOR	60.64
HOME DEPOT CREDIT SERVIC...	12/05/2024	129130	UNIT #2 - TOOLS	01-350-520240	TOOLS & SUPPLIES - OPERAT...	70.94
HOME DEPOT CREDIT SERVIC...	12/05/2024	129130	WARNER GFCI/BATHROOM C...	01-350-520240	TOOLS & SUPPLIES - OPERAT...	99.87
Vendor 2590 - HOME DEPOT CREDIT SERVICES Total:						1,504.49
Vendor: 2592 - HORROCKS ENGINEERS INC						
HORROCKS ENGINEERS INC	12/11/2024	129171	24N WELL NO. 16 REDEVELO...	01-340-520920	INFRASTRUCTURE PURCHAS...	4,687.00
Vendor 2592 - HORROCKS ENGINEERS INC Total:						4,687.00
Vendor: 2615 - HYDRAPAK SEALS INC						
HYDRAPAK SEALS INC	12/11/2024	129172	Andra/Rebuild Booster Valve...	01-350-520210	REPAIR SUPPLIES - OPERATOR	21.60
Vendor 2615 - HYDRAPAK SEALS INC Total:						21.60
Vendor: 5343 - HYDRO VAC EXCAVATION LLC						
HYDRO VAC EXCAVATION LLC	12/11/2024	129191	PMT 1/24E: FIRE HYDRANT R...	01-340-520920	INFRASTRUCTURE PURCHAS...	61,718.00
HYDRO VAC EXCAVATION LLC	12/11/2024	129191	RETENTION/24E - PMT NO 1	01-000-210110	RETAINAGE	-3,085.90
Vendor 5343 - HYDRO VAC EXCAVATION LLC Total:						58,632.10

Fire Hydrant Replacement Project

Paid Check Report

Payment Dates: 12/1/2024 - 12/31/2024

Vendor Name	Payment Date	Payment Number	Description (Item)	Account Number	Account Name	Amount
Vendor: 5310 - IMA, INC.						
IMA, INC.	12/05/2024	DFT0001638	IMA/GUARDIAN BENEFITS	01-000-220500	HEALTH INSURANCE PAYABLE	671.07
IMA, INC.	12/05/2024	DFT0001638	IMA/GUARDIAN BENEFITS	01-000-220500	HEALTH INSURANCE PAYABLE	733.87
IMA, INC.	12/05/2024	DFT0001638	OCT 2024 IMA/GUARDIAN A...	01-110-500170	LIFE/LTD/LTC INSURANCE - ...	0.05
Vendor 5310 - IMA, INC. Total:						1,404.99
Vendor: 2637 - INDUSTRIAL SAFETY EQUIPMENT, LLC.						
INDUSTRIAL SAFETY EQUIPM...	12/11/2024	129173	Insulated winter gloves	01-210-510490	SAFETY EXPENSE	315.00
INDUSTRIAL SAFETY EQUIPM...	12/11/2024	129173	Full Face respirator - Mask cl...	01-210-510490	SAFETY EXPENSE	202.30
INDUSTRIAL SAFETY EQUIPM...	12/24/2024	129227	Safety - PPE - Gloves, Hearing...	01-210-510490	SAFETY EXPENSE	589.15
Vendor 2637 - INDUSTRIAL SAFETY EQUIPMENT, LLC. Total:						1,106.45
Vendor: 5306 - INNOVATIVE SHEET METAL						
INNOVATIVE SHEET METAL	12/24/2024	129242	23G Chesterfield WWPS Exh...	01-340-520920	INFRASTRUCTURE PURCHAS...	598.88
INNOVATIVE SHEET METAL	12/24/2024	129242	23G Chesterfield WWPS Exh...	01-340-520920	INFRASTRUCTURE PURCHAS...	40,018.12
INNOVATIVE SHEET METAL	12/24/2024	129242	RETENTION/23G - PMT NO 2	01-000-210110	RETAINAGE	-2,030.85
Vendor 5306 - INNOVATIVE SHEET METAL Total:						38,586.15
Vendor: 2652 - INSITUFORM TECHNOLOGIES LLC						
INSITUFORM TECHNOLOGIES...	12/19/2024	129201	INSITUFORM TECH/FIRE HYD...	01-000-430990	MISC INCOME	1,750.00
Vendor 2652 - INSITUFORM TECHNOLOGIES LLC Total:						1,750.00
Vendor: 2708 - INTERMOUNTAIN WORKMED SL						
INTERMOUNTAIN WORKMED..	12/24/2024	129228	DOT DRUG SCREEN	01-110-510520	PROFESSIONAL CONSULTING ..	56.00
Vendor 2708 - INTERMOUNTAIN WORKMED SL Total:						56.00
Vendor: 2734.5 - JACQUES & ASSOCIATES						
JACQUES & ASSOCIATES	12/19/2024	129203	20I Redwood Road Water PI	01-340-520920	INFRASTRUCTURE PURCHAS...	1,973.38
Vendor 2734.5 - JACQUES & ASSOCIATES Total:						1,973.38
Vendor: 1268.1 - JOBMATCH, LLC						
JOBMATCH, LLC	12/19/2024	129193	JAN 2025 APPLICANT PROCE...	01-000-129000	PREPAID EXPENSES	186.00
Vendor 1268.1 - JOBMATCH, LLC Total:						186.00
Vendor: 2772 - JOHNSON, KRISTY						
JOHNSON, KRISTY	12/06/2024	10371	GM LUNCHEON	01-110-510430	GENERAL ADMINISTRATIVE	130.94
JOHNSON, KRISTY	12/20/2024	10379	STAFF HOLIDAY GIFT/HOLID...	01-110-510430	GENERAL ADMINISTRATIVE	2,411.88
JOHNSON, KRISTY	12/20/2024	10379	BOARD MTG/HOLIDAY BRKF...	01-110-510430	GENERAL ADMINISTRATIVE	65.33
Vendor 2772 - JOHNSON, KRISTY Total:						2,608.15
Vendor: 2790 - JORDAN VALLEY WATER CONSERVANCY DISTRICT						
JORDAN VALLEY WATER CON...	12/11/2024	129175	NOV 2024 WATER DELIVERIES	01-350-530250	WATER SUPPLY EXPENSE	568,864.38
Vendor 2790 - JORDAN VALLEY WATER CONSERVANCY DISTRICT Total:						568,864.38
Vendor: 2734 - J-U-B ENGINEERS, INC.						
J-U-B ENGINEERS, INC.	12/05/2024	129131	21J:GHID HDQTRS LANDSCA...	01-340-510520	PROFESSIONAL CONSULTING ..	2,013.50
J-U-B ENGINEERS, INC.	12/05/2024	129131	21J:GHID HDQTRS LANDSCA...	01-340-510520	PROFESSIONAL CONSULTING ..	415.50
J-U-B ENGINEERS, INC.	12/11/2024	129174	23I: Engineering Design	01-340-520920	INFRASTRUCTURE PURCHAS...	15,595.30
J-U-B ENGINEERS, INC.	12/11/2024	129174	21J:GHID HDQTRS LANDSCA...	01-340-510520	PROFESSIONAL CONSULTING ..	435.60
J-U-B ENGINEERS, INC.	12/19/2024	129202	21J:GHID HDQTRS LANDSCA...	01-340-510520	PROFESSIONAL CONSULTING ..	603.30

Paid Check Report

Payment Dates: 12/1/2024 - 12/31/2024

Vendor Name	Payment Date	Payment Number	Description (Item)	Account Number	Account Name	Amount
J-U-B ENGINEERS, INC.	12/24/2024	129229	23I: Engineering Design	01-340-520920	INFRASTRUCTURE PURCHAS...	27,921.49
Vendor 2734 - J-U-B ENGINEERS, INC. Total:						46,984.69
Anderson WTP Project						
Vendor: 2881 - KEN GARFF WEST VALLEY FORD						
KEN GARFF WEST VALLEY FO...	12/05/2024	129132	UNIT #1-HEATER CONTROL V...	01-260-520210	REPAIR SUPPLIES - BLD/FLT ...	162.00
Vendor 2881 - KEN GARFF WEST VALLEY FORD Total:						162.00
Vendor: 2885 - KETCHUM, MICHELLE						
KETCHUM, MICHELLE	12/06/2024	10372	STAMPS	01-130-510420	POSTAGE & MAILING	44.92
KETCHUM, MICHELLE	12/20/2024	10380	TUITION REIMBURSEMENT/...	01-130-510480	TRAINING & EDUCATION - C...	4,955.00
Vendor 2885 - KETCHUM, MICHELLE Total:						4,999.92
Vendor: 2900 - KILGORE COMPANIES, LLC						
KILGORE COMPANIES, LLC	12/05/2024	129133	Asphalt for November Water...	01-230-520210	REPAIR SUPPLIES - WTR MAI...	2,033.60
KILGORE COMPANIES, LLC	12/05/2024	129133	Asphalt for November Water...	01-230-520210	REPAIR SUPPLIES - WTR MAI...	355.73
KILGORE COMPANIES, LLC	12/05/2024	129133	Asphalt for November Water...	01-230-520210	REPAIR SUPPLIES - WTR MAI...	847.20
Vendor 2900 - KILGORE COMPANIES, LLC Total:						3,236.53
Vendor: 2967 - LAWN BUTLER						
LAWN BUTLER	12/11/2024	129176	Yearly facilities grounds main...	01-360-510220	BUILDINGS & GROUNDS - SYS...	600.00
LAWN BUTLER	12/11/2024	129176	Yearly facilities grounds main...	01-360-510220	BUILDINGS & GROUNDS - SYS...	634.62
LAWN BUTLER	12/11/2024	129176	Yearly facilities grounds main...	01-360-510220	BUILDINGS & GROUNDS - SYS...	194.79
Vendor 2967 - LAWN BUTLER Total:						1,429.41
Vendor: 2971 - LEGALSHIELD						
LEGALSHIELD	12/05/2024	129134	LEGAL SHIELD PAYABLE	01-000-220610	LEGAL SHIELD PAYABLE	130.04
LEGALSHIELD	12/05/2024	129134	LEGAL SHIELD PAYABLE	01-000-220610	LEGAL SHIELD PAYABLE	131.52
LEGALSHIELD	12/05/2024	129134	NOV LEGAL SHIELD ADJ-ROU...	01-110-500170	LIFE/LTD/LTC INSURANCE - ...	0.10
LEGALSHIELD	12/05/2024	129134	NOV LEGAL SHIELD ADJ-EMP ...	01-260-500170	LIFE/LTD/LTC INSURANCE - B...	1.48
LEGALSHIELD	12/24/2024	129230	LEGAL SHIELD PAYABLE	01-000-220610	LEGAL SHIELD PAYABLE	131.52
LEGALSHIELD	12/24/2024	129230	LEGAL SHIELD PAYABLE	01-000-220610	LEGAL SHIELD PAYABLE	131.52
LEGALSHIELD	12/24/2024	129230	DEC LEGAL SHIELD ADJ	01-110-500170	LIFE/LTD/LTC INSURANCE - ...	0.10
Vendor 2971 - LEGALSHIELD Total:						526.28
Vendor: 2140 - LGG INDUSTRIAL						
LGG INDUSTRIAL	12/24/2024	129224	UNIT #42 - HOSE, FITTINGS, D...	01-350-520210	REPAIR SUPPLIES - OPERATOR	158.80
Vendor 2140 - LGG INDUSTRIAL Total:						158.80
Vendor: 5148 - MADDOX AIR COMPRESSOR INC						
MADDOX AIR COMPRESSOR ...	12/11/2024	129186	SHOP-COMPRESSOR REPAIR	01-260-520240	TOOLS & SUPPLIES - BLD/FLT...	1,439.02
MADDOX AIR COMPRESSOR ...	12/11/2024	129186	SHOP-COMPRESSOR FOR OIL,...	01-260-510230	VEHICLE FUEL - BLD/FLT MAI...	4,676.78
Vendor 5148 - MADDOX AIR COMPRESSOR INC Total:						6,115.80
Vendor: 5232 - MASTER BRANDS, INC						
MASTER BRANDS, INC	12/05/2024	129150	EMP #243 - NEW EMP CLOTH...	01-110-510430	GENERAL ADMINISTRATIVE	29.22
MASTER BRANDS, INC	12/05/2024	129150	EMP #261 - NEW EMP CLOTH...	01-110-510430	GENERAL ADMINISTRATIVE	87.40
MASTER BRANDS, INC	12/05/2024	129150	EMP #263 - NEW EMP CLOTH...	01-110-510430	GENERAL ADMINISTRATIVE	24.84
MASTER BRANDS, INC	12/05/2024	129150	EMP #258 - NEW EMP CLOTH...	01-110-510430	GENERAL ADMINISTRATIVE	31.38
MASTER BRANDS, INC	12/05/2024	129150	EMP #255 - NEW EMP CLOTH...	01-110-510430	GENERAL ADMINISTRATIVE	73.11

Paid Check Report

Payment Dates: 12/1/2024 - 12/31/2024

Vendor Name	Payment Date	Payment Number	Description (Item)	Account Number	Account Name	Amount
MASTER BRANDS, INC	12/05/2024	129150	EMP #257 - NEW EMP CLOTH...01-110-510430		GENERAL ADMINISTRATIVE	52.63
MASTER BRANDS, INC	12/05/2024	129150	EMP #260 - NEW EMP CLOTH...01-110-510430		GENERAL ADMINISTRATIVE	39.97
MASTER BRANDS, INC	12/05/2024	129150	EMP #259 - NEW EMP CLOTH...01-110-510430		GENERAL ADMINISTRATIVE	50.23
MASTER BRANDS, INC	12/05/2024	129150	EMP #253 - NEW EMP CLOTH...01-110-510430		GENERAL ADMINISTRATIVE	32.12
MASTER BRANDS, INC	12/05/2024	129150	EMP #266 - NEW EMP CLOTH...01-110-510430		GENERAL ADMINISTRATIVE	26.31
Vendor 5232 - MASTER BRANDS, INC Total:						447.21
Vendor: 3123 - METERWORKS, INC.						
METERWORKS, INC.	12/05/2024	129135	4" Mach 10 Meter	01-340-520920	INFRASTRUCTURE PURCHAS...	6,922.50
METERWORKS, INC.	12/05/2024	129135	6" Mach 10 Meter	01-340-520920	INFRASTRUCTURE PURCHAS...	11,644.10
METERWORKS, INC.	12/05/2024	129135	3" Mach 10 Meter	01-340-520920	INFRASTRUCTURE PURCHAS...	2,691.00
Vendor 3123 - METERWORKS, INC. Total:						21,257.60
Meter Vault Re-plumb project						
Vendor: 3129 - MIDWEST HOSE & SPECIALTY, INC.						
MIDWEST HOSE & SPECIALTY,...	12/05/2024	129136	Pressure Hose for Hydro Ex	01-220-520240	TOOLS & SUPPLIES - WTR R&R	441.68
MIDWEST HOSE & SPECIALTY,...	12/11/2024	129177	Hydraulic Hose Fittings	01-230-520240	TOOLS & SUPPLIES - WTR MA...	205.87
MIDWEST HOSE & SPECIALTY,...	12/11/2024	129177	Hydro Ex Pressure Wand	01-220-520240	TOOLS & SUPPLIES - WTR R&R	312.80
Vendor 3129 - MIDWEST HOSE & SPECIALTY, INC. Total:						960.35
Vendor: 3225 - MOUNTAIN WEST TRUCK CENTER						
MOUNTAIN WEST TRUCK CE...	12/19/2024	129205	UNIT #18-FRONT MAIN SEAL	01-260-520210	REPAIR SUPPLIES - BLD/FLT ...	82.84
Vendor 3225 - MOUNTAIN WEST TRUCK CENTER Total:						82.84
Vendor: 3210 - MOUNTAINLAND SUPPLY COMPANY						
MOUNTAINLAND SUPPLY C...	12/05/2024	129137	Expander Nuts	01-140-520210	REPAIR SUPPLIES - METER	13,430.00
MOUNTAINLAND SUPPLY C...	12/05/2024	129137	Purchase of 1325 (3/4") IPerl...	01-140-520210	REPAIR SUPPLIES - METER	800.00
MOUNTAINLAND SUPPLY C...	12/05/2024	129137	Meters-Screen Protectors	01-140-520240	TOOLS & SUPPLIES - METERS	37.47
MOUNTAINLAND SUPPLY C...	12/19/2024	129204	Meters-3/4" Meter Adapters ...	01-140-520210	REPAIR SUPPLIES - METER	825.33
Vendor 3210 - MOUNTAINLAND SUPPLY COMPANY Total:						15,092.80
Vendor: 3375 - OCCUPATIONAL HEALTH CENTERS						
OCCUPATIONAL HEALTH CEN...	12/24/2024	129231	DOT PHYSICALS	01-110-510520	PROFESSIONAL CONSULTING ..	72.00
Vendor 3375 - OCCUPATIONAL HEALTH CENTERS Total:						72.00
Vendor: 3401 - OWEN EQUIPMENT COMPANY						
OWEN EQUIPMENT COMPA...	12/05/2024	129138	Unit #18 - Pump	01-260-520210	REPAIR SUPPLIES - BLD/FLT ...	4,127.07
OWEN EQUIPMENT COMPA...	12/05/2024	129138	Unit #18 - Gasket End Cap	01-260-520210	REPAIR SUPPLIES - BLD/FLT ...	9.05
OWEN EQUIPMENT COMPA...	12/05/2024	129138	Unit #18 - Mesh Screen	01-260-520210	REPAIR SUPPLIES - BLD/FLT ...	39.13
OWEN EQUIPMENT COMPA...	12/05/2024	129138	Unit #18 - Pressure Sensor	01-260-520210	REPAIR SUPPLIES - BLD/FLT ...	465.77
Vendor 3401 - OWEN EQUIPMENT COMPANY Total:						4,641.02
Vendor: 3404 - PACE, JOSHUA						
PACE, JOSHUA	12/06/2024	10373	2024 BOOT REIMBURSEMENT	01-210-510490	SAFETY EXPENSE	150.00
Vendor 3404 - PACE, JOSHUA Total:						150.00
Vendor: 5221 - PEAK ALARM COMPANY, INC.						
PEAK ALARM COMPANY, INC.	12/05/2024	129149	Annual security monitoring a...	01-360-510220	BUILDINGS & GROUNDS - SYS...	962.01
PEAK ALARM COMPANY, INC.	12/05/2024	129149	Annual security monitoring a...	01-360-510220	BUILDINGS & GROUNDS - SYS...	19.98
Vendor 5221 - PEAK ALARM COMPANY, INC. Total:						981.99

Paid Check Report

Payment Dates: 12/1/2024 - 12/31/2024

Vendor Name	Payment Date	Payment Number	Description (Item)	Account Number	Account Name	Amount
Vendor: 5386 - PEAK JCB						
PEAK JCB	12/19/2024	129219	PEAK JCB/AS BUILT DEPOSIT ...	01-000-410300	ENGINEERING FEES	1,250.00
Vendor 5386 - PEAK JCB Total:						1,250.00
Vendor: 3481 - PITNEY BOWES RESERVE ACCOUNT						
PITNEY BOWES RESERVE AC...	12/05/2024	129139	POSTAGE MACHINE/INK, PRI...	01-130-510420	POSTAGE & MAILING	155.78
PITNEY BOWES RESERVE AC...	12/19/2024	129206	POSTAGE MACHINE REFILL	01-130-510420	POSTAGE & MAILING	450.00
Vendor 3481 - PITNEY BOWES RESERVE ACCOUNT Total:						605.78
Vendor: 3523 - PREMIER TRUCK GROUP						
PREMIER TRUCK GROUP	12/19/2024	129207	UNIT #18-STEP LOOK DOWN...	01-260-520210	REPAIR SUPPLIES - BLD/FLT ...	106.69
Vendor 3523 - PREMIER TRUCK GROUP Total:						106.69
Vendor: 3657 - READY MADE CONCRETE						
READY MADE CONCRETE	12/05/2024	DFT0001639	54 Yard Flow Fill Parkway Lo...	01-340-520920	INFRASTRUCTURE PURCHAS...	7,665.00
READY MADE CONCRETE	12/05/2024	DFT0001639	Cement for November Water...	01-230-520210	REPAIR SUPPLIES - WTR MAI...	1,203.00
READY MADE CONCRETE	12/05/2024	DFT0001639	Cement for November Water...	01-230-520210	REPAIR SUPPLIES - WTR MAI...	458.00
READY MADE CONCRETE	12/05/2024	DFT0001639	Cement for November Water...	01-230-520210	REPAIR SUPPLIES - WTR MAI...	1,384.50
Vendor 3657 - READY MADE CONCRETE Total:						10,710.50
Meter Vault Re-plumb project and Emergency						
Vendor: 3727 - RIDGE ROCK INC.						
RIDGE ROCK INC.	12/19/2024	129208	ADA Ramp Replacement	01-220-520210	REPAIR SUPPLIES - WTR R&R	9,813.00
Vendor 3727 - RIDGE ROCK INC. Total:						9,813.00
Vendor: 3743 - ROCKY MOUNTAIN AIR SOLUTIONS						
ROCKY MOUNTAIN AIR SOLU...	12/05/2024	129140	WELDING GAS	01-260-520210	REPAIR SUPPLIES - BLD/FLT ...	148.49
Vendor 3743 - ROCKY MOUNTAIN AIR SOLUTIONS Total:						148.49
Vendor: 3747 - ROCKY MTN POWER						
ROCKY MTN POWER	12/05/2024	129141	23I: ANDERSON WTP ELECTR...	01-340-520920	INFRASTRUCTURE PURCHAS...	11,807.16
ROCKY MTN POWER	12/24/2024	129232	NOV 2024 POWER	01-110-510460	UTILITIES - MGMT	3,781.86
ROCKY MTN POWER	12/24/2024	129232	NOV 2024 POWER	01-230-510460	UTILITIES - WTR	22,592.00
ROCKY MTN POWER	12/24/2024	129232	NOV 2024 POWER	01-240-510460	UTILITIES - WW	19,756.73
Vendor 3747 - ROCKY MTN POWER Total:						57,937.75
Vendor: 3749 - ROCKY MTN VALVES & AUTOMATION, INC.						
ROCKY MTN VALVES & AUT...	12/19/2024	129209	METER 10 PRV	01-350-520210	REPAIR SUPPLIES - OPERATOR	208.46
Vendor 3749 - ROCKY MTN VALVES & AUTOMATION, INC. Total:						208.46
Vendor: 3825 - SAFETY SUPPLY & SIGN CO INC						
SAFETY SUPPLY & SIGN CO I...	12/24/2024	129233	Safety Stands, Vertical Panels...	01-210-510490	SAFETY EXPENSE	4,174.39
Vendor 3825 - SAFETY SUPPLY & SIGN CO INC Total:						4,174.39
Vendor: 3850 - SALT LAKE CEMENT CUTTING						
SALT LAKE CEMENT CUTTING	12/19/2024	DFT0001671	Cement Cutting for Novemb...	01-230-520210	REPAIR SUPPLIES - WTR MAI...	200.00
SALT LAKE CEMENT CUTTING	12/19/2024	DFT0001671	Cement Cutting for Novemb...	01-230-520210	REPAIR SUPPLIES - WTR MAI...	200.00
SALT LAKE CEMENT CUTTING	12/19/2024	DFT0001671	Cement Cutting for Novemb...	01-230-520210	REPAIR SUPPLIES - WTR MAI...	200.00
SALT LAKE CEMENT CUTTING	12/19/2024	DFT0001671	Cement Cutting for Novemb...	01-230-520210	REPAIR SUPPLIES - WTR MAI...	200.00

Paid Check Report

Payment Dates: 12/1/2024 - 12/31/2024

Vendor Name	Payment Date	Payment Number	Description (Item)	Account Number	Account Name	Amount
SALT LAKE CEMENT CUTTING	12/19/2024	DFT0001671	Cement Cutting for Novemb...	01-230-520210	REPAIR SUPPLIES - WTR MAI...	200.00
Vendor 3850 - SALT LAKE CEMENT CUTTING Total:						1,000.00
Vendor: 3950 - SELECTHEALTH						
SELECTHEALTH	12/05/2024	129142	RETIREE HEALTH INS	01-110-500130	HEALTH INSURANCE - MGMT	10,712.40
SELECTHEALTH	12/05/2024	129142	HEALTH INS FAM. SELECT M...	01-000-220500	HEALTH INSURANCE PAYABLE	57,783.00
SELECTHEALTH	12/05/2024	129142	SINGLE SELECT MED	01-000-220500	HEALTH INSURANCE PAYABLE	5,755.20
SELECTHEALTH	12/05/2024	129142	HEALTH INS FAM. SELECT M...	01-000-220500	HEALTH INSURANCE PAYABLE	57,783.00
SELECTHEALTH	12/05/2024	129142	SINGLE SELECT MED	01-000-220500	HEALTH INSURANCE PAYABLE	5,755.20
SELECTHEALTH	12/24/2024	129234	RETIREE HEALTH INS	01-110-500130	HEALTH INSURANCE - MGMT	10,990.70
SELECTHEALTH	12/24/2024	129234	EMPLOYEE HEALTH INS CHA...	01-360-500130	HEALTH INSURANCE - SYS A...	1,417.70
SELECTHEALTH	12/24/2024	129234	HEALTH INS FAM. SELECT M...	01-000-220500	HEALTH INSURANCE PAYABLE	59,284.50
SELECTHEALTH	12/24/2024	129234	SINGLE SELECT MED	01-000-220500	HEALTH INSURANCE PAYABLE	5,904.80
SELECTHEALTH	12/24/2024	129234	HEALTH INS FAM. SELECT M...	01-000-220500	HEALTH INSURANCE PAYABLE	59,284.50
SELECTHEALTH	12/24/2024	129234	SINGLE SELECT MED	01-000-220500	HEALTH INSURANCE PAYABLE	5,904.80
Vendor 3950 - SELECTHEALTH Total:						280,575.80
Vendor: 3958 - SERINA NIELSON						
SERINA NIELSON	12/05/2024	129143	GHID CUSTOMER INFO PACK...	01-110-510530	PUBLIC RELATIONS/CONSER...	225.87
SERINA NIELSON	12/05/2024	129143	GHID CUSTOMER INFO PACK...	01-130-510410	OFFICE SUPPLIES/PRINTING	324.13
Vendor 3958 - SERINA NIELSON Total:						550.00
Vendor: 5293 - SKYMAIL INTERNATIONAL INC.						
SKYMAIL INTERNATIONAL IN...	12/19/2024	129218	Welcome Packets through JV...	01-110-510530	PUBLIC RELATIONS/CONSER...	196.25
Vendor 5293 - SKYMAIL INTERNATIONAL INC. Total:						196.25
Vendor: 5278 - SOUTHERN TIRE MART LLC						
SOUTHERN TIRE MART LLC	12/05/2024	129152	UNIT #45-NEW TIRES	01-260-520210	REPAIR SUPPLIES - BLD/FLT ...	1,791.54
SOUTHERN TIRE MART LLC	12/05/2024	129152	FLEET-VEHICLE EMISSIONS	01-260-520210	REPAIR SUPPLIES - BLD/FLT ...	45.00
SOUTHERN TIRE MART LLC	12/05/2024	129152	FLEET-VEHICLE EMISSIONS	01-260-520210	REPAIR SUPPLIES - BLD/FLT ...	45.00
SOUTHERN TIRE MART LLC	12/11/2024	129189	UNIT #55 - FLEET-VEHICLE E...	01-260-520210	REPAIR SUPPLIES - BLD/FLT ...	45.00
SOUTHERN TIRE MART LLC	12/11/2024	129189	UNIT #56 - FLEET-VEHICLE E...	01-260-520210	REPAIR SUPPLIES - BLD/FLT ...	45.00
SOUTHERN TIRE MART LLC	12/11/2024	129189	Unit #38 - Alignment	01-260-520210	REPAIR SUPPLIES - BLD/FLT ...	70.00
SOUTHERN TIRE MART LLC	12/19/2024	129216	UNIT #45-ALIGNMENT	01-260-520210	REPAIR SUPPLIES - BLD/FLT ...	70.00
Vendor 5278 - SOUTHERN TIRE MART LLC Total:						2,111.54
Vendor: 5171 - SPADE EXCAVATING						
SPADE EXCAVATING	12/19/2024	129215	SPADE EXCAVATING/FIRE HY...	01-000-430990	MISC INCOME	677.81
Vendor 5171 - SPADE EXCAVATING Total:						677.81
Vendor: 4185 - STANDARD PLUMBING SUPPLY CO						
STANDARD PLUMBING SUPP...	12/19/2024	129210	Pipe Cutter	01-350-520210	REPAIR SUPPLIES - OPERATOR	133.44
STANDARD PLUMBING SUPP...	12/19/2024	129210	Backflow for Franklyn PRV	01-350-520210	REPAIR SUPPLIES - OPERATOR	20.25
Vendor 4185 - STANDARD PLUMBING SUPPLY CO Total:						153.69
Vendor: 4248 - STREAMLINE						
STREAMLINE	12/11/2024	129178	DEC 2024 WEBSITE HOSTING	01-360-510440	COMPUTER SUPPLIES/EQUI...	958.19
Vendor 4248 - STREAMLINE Total:						958.19

Paid Check Report

Payment Dates: 12/1/2024 - 12/31/2024

Vendor Name	Payment Date	Payment Number	Description (Item)	Account Number	Account Name	Amount
Vendor: 4350 - THE DATA CENTER						
THE DATA CENTER	12/11/2024	129179	Printing and Mailing monthly...	01-130-510420	POSTAGE & MAILING	10,652.80
THE DATA CENTER	12/11/2024	129179	Printing and Mailing monthly...	01-130-510420	POSTAGE & MAILING	2,802.27
Vendor 4350 - THE DATA CENTER Total:						13,455.07
Vendor: 4405 - THOMAS PETROLEUM						
THOMAS PETROLEUM	12/11/2024	129180	TANK FARM-GENERATOR FU...	01-260-510230	VEHICLE FUEL - BLD/FLT MAI...	33.23
THOMAS PETROLEUM	12/11/2024	129180	TANK FARM-GENERATOR FU...	01-260-510230	VEHICLE FUEL - BLD/FLT MAI...	2,320.00
THOMAS PETROLEUM	12/19/2024	129211	FUEL STATION-3500 GALLON...	01-260-510230	VEHICLE FUEL - BLD/FLT MAI...	7,366.60
Vendor 4405 - THOMAS PETROLEUM Total:						9,719.83
Vendor: 4454 - TRAFFIC SAFETY RENTALS						
TRAFFIC SAFETY RENTALS	12/24/2024	129235	Traffic Sign Rentals for Nove...	01-230-520210	REPAIR SUPPLIES - WTR MAI...	634.57
TRAFFIC SAFETY RENTALS	12/24/2024	129235	Traffic Sign Rentals for Nove...	01-230-520210	REPAIR SUPPLIES - WTR MAI...	341.01
TRAFFIC SAFETY RENTALS	12/24/2024	129235	Traffic Sign Rentals for Nove...	01-230-520210	REPAIR SUPPLIES - WTR MAI...	862.13
Vendor 4454 - TRAFFIC SAFETY RENTALS Total:						1,837.71
Vendor: 4478 - TYLER BUSINESS FORMS						
TYLER BUSINESS FORMS	12/19/2024	129212	2024 W-2 FORMS	01-130-510410	OFFICE SUPPLIES/PRINTING	61.79
TYLER BUSINESS FORMS	12/19/2024	129212	2024 1099 FORMS	01-130-510410	OFFICE SUPPLIES/PRINTING	22.39
TYLER BUSINESS FORMS	12/19/2024	129212	2024 1095C FORMS	01-130-510410	OFFICE SUPPLIES/PRINTING	46.96
Vendor 4478 - TYLER BUSINESS FORMS Total:						131.14
Vendor: 4545 - UNUM LIFE INSURANCE CO OF AMER						
UNUM LIFE INSURANCE CO ...	12/24/2024	129236	DEC 2024 EMPLOYER LIFE ADJ	01-110-500170	LIFE/LTD/LTC INSURANCE - ...	-0.01
UNUM LIFE INSURANCE CO ...	12/24/2024	129236	DEC 2024 VOL LIFE ADJ	01-110-500170	LIFE/LTD/LTC INSURANCE - ...	-1.01
UNUM LIFE INSURANCE CO ...	12/24/2024	129236	LIFE INSURANCE	01-000-220620	VOLUNTARY LIFE PAYABLE	1,868.68
UNUM LIFE INSURANCE CO ...	12/24/2024	129236	UNUM SHORT TERM DISABIL...	01-000-220620	VOLUNTARY LIFE PAYABLE	326.33
UNUM LIFE INSURANCE CO ...	12/24/2024	129236	VOL LIFE INSURANCE	01-000-220620	VOLUNTARY LIFE PAYABLE	480.67
UNUM LIFE INSURANCE CO ...	12/24/2024	129236	LIFE INSURANCE	01-000-220620	VOLUNTARY LIFE PAYABLE	1,868.68
UNUM LIFE INSURANCE CO ...	12/24/2024	129236	UNUM SHORT TERM DISABIL...	01-000-220620	VOLUNTARY LIFE PAYABLE	326.33
UNUM LIFE INSURANCE CO ...	12/24/2024	129236	VOL LIFE INSURANCE	01-000-220620	VOLUNTARY LIFE PAYABLE	480.67
UNUM LIFE INSURANCE CO ...	12/24/2024	129236	DEC 2024 SHORT TERM DIS ...	01-110-500170	LIFE/LTD/LTC INSURANCE - ...	0.06
UNUM LIFE INSURANCE CO ...	12/24/2024	129237	LONG TERM CARE	01-000-220600	OTHER INSURANCE PAYABLE	123.05
UNUM LIFE INSURANCE CO ...	12/24/2024	129237	LONG TERM CARE	01-000-220600	OTHER INSURANCE PAYABLE	123.05
Vendor 4545 - UNUM LIFE INSURANCE CO OF AMER Total:						5,596.50
Vendor: 0001 - US TREASURY						
US TREASURY	12/05/2024	DFT0001634	MEDICARE WITHHOLDING	01-000-230100	FEDERAL W/H & MEDICARE ...	6,785.72
US TREASURY	12/05/2024	DFT0001635	FEDERAL WITHHOLDING	01-000-230100	FEDERAL W/H & MEDICARE ...	17,749.31
US TREASURY	12/19/2024	DFT0001656	MEDICARE WITHHOLDING	01-000-230100	FEDERAL W/H & MEDICARE ...	6,680.00
US TREASURY	12/19/2024	DFT0001657	FEDERAL WITHHOLDING	01-000-230100	FEDERAL W/H & MEDICARE ...	17,865.92
US TREASURY	12/19/2024	DFT0001663	MEDICARE WITHHOLDING	01-000-230100	FEDERAL W/H & MEDICARE ...	76.90
US TREASURY	12/19/2024	DFT0001668	MEDICARE WITHHOLDING	01-000-230100	FEDERAL W/H & MEDICARE ...	2,175.00
US TREASURY	12/19/2024	DFT0001669	FEDERAL WITHHOLDING	01-000-230100	FEDERAL W/H & MEDICARE ...	1,553.29
Vendor 0001 - US TREASURY Total:						52,886.14

Paid Check Report

Payment Dates: 12/1/2024 - 12/31/2024

Vendor Name	Payment Date	Payment Number	Description (Item)	Account Number	Account Name	Amount
Vendor: 4596 - UTAH DEPT WORKFORCE SERVICES						
UTAH DEPT WORKFORCE SE...	12/11/2024	129182	R 6-910392-0/NOV 2024	01-110-500180	STATE UNEMPLOYMENT - M...	610.00
Vendor 4596 - UTAH DEPT WORKFORCE SERVICES Total:						610.00
Vendor: 4620 - UTAH LOCAL GOVERNMENTS TRUST						
UTAH LOCAL GOVERNMENTS...	12/05/2024	129145	20120-AUTO/ADD 2024 F350...	01-110-510430	GENERAL ADMINISTRATIVE	547.39
Vendor 4620 - UTAH LOCAL GOVERNMENTS TRUST Total:						547.39
Vendor: 4640 - UTAH RETIREMENT SYSTEMS						
UTAH RETIREMENT SYSTEMS	12/05/2024	DFT0001617	TIER 2 DEFINED CONTRIBUTI...	01-000-220400	RETIREMENT CONTRIB PAYA...	1,430.26
UTAH RETIREMENT SYSTEMS	12/05/2024	DFT0001618	TIER 2 HYBRID CONTRIBUTI...	01-000-220400	RETIREMENT CONTRIB PAYA...	16,092.51
UTAH RETIREMENT SYSTEMS	12/05/2024	DFT0001619	457 CONTRIBUTION AMOUNT	01-000-220400	RETIREMENT CONTRIB PAYA...	200.00
UTAH RETIREMENT SYSTEMS	12/05/2024	DFT0001620	457 CONTRIB - BOARD	01-000-220400	RETIREMENT CONTRIB PAYA...	81.43
UTAH RETIREMENT SYSTEMS	12/05/2024	DFT0001621	457 CONTRIB - TIER 2	01-000-220400	RETIREMENT CONTRIB PAYA...	81.43
UTAH RETIREMENT SYSTEMS	12/05/2024	DFT0001623	401(K) CONTRIB - BOARD	01-000-220400	RETIREMENT CONTRIB PAYA...	148.39
UTAH RETIREMENT SYSTEMS	12/05/2024	DFT0001625	TIER 2 DC 401K	01-000-220400	RETIREMENT CONTRIB PAYA...	2,807.09
UTAH RETIREMENT SYSTEMS	12/05/2024	DFT0001627	TIER 2 HYBRID 401K	01-000-220400	RETIREMENT CONTRIB PAYA...	108.31
UTAH RETIREMENT SYSTEMS	12/05/2024	DFT0001630	TIER 2 ROTH IRA CONTRIB A...	01-000-220400	RETIREMENT CONTRIB PAYA...	325.00
UTAH RETIREMENT SYSTEMS	12/05/2024	DFT0001631	ROTH IRA CONTRIBUTION A...	01-000-220400	RETIREMENT CONTRIB PAYA...	430.00
UTAH RETIREMENT SYSTEMS	12/05/2024	DFT0001632	TIER 2 - 457 CONTRIB	01-000-220400	RETIREMENT CONTRIB PAYA...	5.00
UTAH RETIREMENT SYSTEMS	12/05/2024	DFT0001633	UT STATE RET CONTRIBUTION	01-000-220400	RETIREMENT CONTRIB PAYA...	18,072.68
UTAH RETIREMENT SYSTEMS	12/19/2024	DFT0001642	TIER 2 DEFINED CONTRIBUTI...	01-000-220400	RETIREMENT CONTRIB PAYA...	1,414.31
UTAH RETIREMENT SYSTEMS	12/19/2024	DFT0001643	TIER 2 HYBRID CONTRIBUTI...	01-000-220400	RETIREMENT CONTRIB PAYA...	16,079.63
UTAH RETIREMENT SYSTEMS	12/19/2024	DFT0001644	457 CONTRIBUTION AMOUNT	01-000-220400	RETIREMENT CONTRIB PAYA...	200.00
UTAH RETIREMENT SYSTEMS	12/19/2024	DFT0001647	TIER 2 DC 401K	01-000-220400	RETIREMENT CONTRIB PAYA...	2,769.57
UTAH RETIREMENT SYSTEMS	12/19/2024	DFT0001649	TIER 2 HYBRID 401K	01-000-220400	RETIREMENT CONTRIB PAYA...	105.13
UTAH RETIREMENT SYSTEMS	12/19/2024	DFT0001652	TIER 2 ROTH IRA CONTRIB A...	01-000-220400	RETIREMENT CONTRIB PAYA...	325.00
UTAH RETIREMENT SYSTEMS	12/19/2024	DFT0001653	ROTH IRA CONTRIBUTION A...	01-000-220400	RETIREMENT CONTRIB PAYA...	430.00
UTAH RETIREMENT SYSTEMS	12/19/2024	DFT0001654	TIER 2 - 457 CONTRIB	01-000-220400	RETIREMENT CONTRIB PAYA...	5.00
UTAH RETIREMENT SYSTEMS	12/19/2024	DFT0001655	UT STATE RET CONTRIBUTION	01-000-220400	RETIREMENT CONTRIB PAYA...	17,729.46
UTAH RETIREMENT SYSTEMS	12/19/2024	DFT0001658	TIER 2 DEFINED CONTRIBUTI...	01-000-220400	RETIREMENT CONTRIB PAYA...	7.79
UTAH RETIREMENT SYSTEMS	12/19/2024	DFT0001659	TIER 2 HYBRID CONTRIBUTI...	01-000-220400	RETIREMENT CONTRIB PAYA...	47.68
UTAH RETIREMENT SYSTEMS	12/19/2024	DFT0001661	TIER 2 DC 401K	01-000-220400	RETIREMENT CONTRIB PAYA...	15.00
UTAH RETIREMENT SYSTEMS	12/19/2024	DFT0001662	UT STATE RET CONTRIBUTION	01-000-220400	RETIREMENT CONTRIB PAYA...	373.35
UTAH RETIREMENT SYSTEMS	12/19/2024	DFT0001664	TIER 2 DEFINED CONTRIBUTI...	01-000-220400	RETIREMENT CONTRIB PAYA...	415.20
UTAH RETIREMENT SYSTEMS	12/19/2024	DFT0001665	TIER 2 HYBRID CONTRIBUTI...	01-000-220400	RETIREMENT CONTRIB PAYA...	6,356.00
UTAH RETIREMENT SYSTEMS	12/19/2024	DFT0001666	TIER 2 DC 401K	01-000-220400	RETIREMENT CONTRIB PAYA...	820.00
UTAH RETIREMENT SYSTEMS	12/19/2024	DFT0001667	UT STATE RET CONTRIBUTION	01-000-220400	RETIREMENT CONTRIB PAYA...	4,581.90
Vendor 4640 - UTAH RETIREMENT SYSTEMS Total:						91,457.12
Vendor: 4650 - UTAH STATE TAX COMMISSION						
UTAH STATE TAX COMMISSI...	12/03/2024	129118	STATE WITHHOLDING	01-000-230200	STATE W/H PAYABLE	9,925.55
UTAH STATE TAX COMMISSI...	12/03/2024	129118	STATE WITHHOLDING	01-000-230200	STATE W/H PAYABLE	10,564.65
Vendor 4650 - UTAH STATE TAX COMMISSION Total:						20,490.20

Paid Check Report

Payment Dates: 12/1/2024 - 12/31/2024

Vendor Name	Payment Date	Payment Number	Description (Item)	Account Number	Account Name	Amount
Vendor: 4693 - UTOPIA						
UTOPIA	12/11/2024	129183	DEC 2024 FIBER OPTICS	01-360-510470	TELEPHONE	1,882.00
Vendor 4693 - UTOPIA Total:						1,882.00
Vendor: 5339 - VALLEY GLASS SALT LAKE, LLC						
VALLEY GLASS SALT LAKE, LLC	12/05/2024	129155	BUILDING A CUBICLE IMPRO...	01-340-520920	INFRASTRUCTURE PURCHAS...	7,412.00
Vendor 5339 - VALLEY GLASS SALT LAKE, LLC Total:						7,412.00
Vendor: 5136 - VANCON INC						
VANCON INC	12/19/2024	129214	20D Kent Booster PS Change...	01-340-520920	INFRASTRUCTURE PURCHAS...	56,943.37
VANCON INC	12/19/2024	129214	20D Kent Booster PS Constru...	01-340-520920	INFRASTRUCTURE PURCHAS...	125,770.00
VANCON INC	12/19/2024	129214	RETENTION/20D - PMT NO 21	01-000-210110	RETAINAGE	-9,135.57
VANCON INC	12/24/2024	129240	20D Kent Booster PS Change...	01-340-520920	INFRASTRUCTURE PURCHAS...	69,842.96
VANCON INC	12/24/2024	129240	20D Kent Booster PS Constru...	01-340-520920	INFRASTRUCTURE PURCHAS...	43,675.00
VANCON INC	12/24/2024	129240	RETENTION/20D - PMT NO 22	01-000-210110	RETAINAGE	-5,675.90
Vendor 5136 - VANCON INC Total:						281,419.86
Vendor: 4704 - VERIZON WIRELESS						
VERIZON WIRELESS	12/19/2024	DFT0001672	NOV 2024 WIRELESS SERVIC...	01-360-510470	TELEPHONE	1,122.22
Vendor 4704 - VERIZON WIRELESS Total:						1,122.22
Vendor: 5178 - VOYA RETIREMENT INSURANCE AND ANNUITY COMPANY						
VOYA RETIREMENT INSURAN...	12/05/2024	DFT0001622	401(K) CONTRIBUTIONS	01-000-220400	RETIREMENT CONTRIB PAYA...	29,265.43
VOYA RETIREMENT INSURAN...	12/05/2024	DFT0001624	ROTH 401(K) CONTRIBUTIONS	01-000-220400	RETIREMENT CONTRIB PAYA...	2,547.73
VOYA RETIREMENT INSURAN...	12/05/2024	DFT0001628	401(K) LOAN PAYMENT	01-000-220400	RETIREMENT CONTRIB PAYA...	1,249.52
VOYA RETIREMENT INSURAN...	12/05/2024	DFT0001629	401(K) LOAN PAYMENT	01-000-220400	RETIREMENT CONTRIB PAYA...	1,158.97
VOYA RETIREMENT INSURAN...	12/19/2024	DFT0001645	401(K) CONTRIBUTIONS	01-000-220400	RETIREMENT CONTRIB PAYA...	29,060.62
VOYA RETIREMENT INSURAN...	12/19/2024	DFT0001646	ROTH 401(K) CONTRIBUTIONS	01-000-220400	RETIREMENT CONTRIB PAYA...	2,489.80
VOYA RETIREMENT INSURAN...	12/19/2024	DFT0001650	401(K) LOAN PAYMENT	01-000-220400	RETIREMENT CONTRIB PAYA...	1,249.52
VOYA RETIREMENT INSURAN...	12/19/2024	DFT0001651	401(K) LOAN PAYMENT	01-000-220400	RETIREMENT CONTRIB PAYA...	1,158.97
VOYA RETIREMENT INSURAN...	12/19/2024	DFT0001660	401(K) CONTRIBUTIONS	01-000-220400	RETIREMENT CONTRIB PAYA...	275.50
Vendor 5178 - VOYA RETIREMENT INSURANCE AND ANNUITY COMPANY Total:						68,456.06
Vendor: 4880 - WEST VALLEY CITY						
WEST VALLEY CITY	12/11/2024	DFT0001641	AUG 2024 STRMWTR/ST LIG...	01-110-510460	UTILITIES - MGMT	783.00
WEST VALLEY CITY	12/11/2024	DFT0001641	AUG 2024 STRMWTR/ST LIG...	01-230-510460	UTILITIES - WTR	465.00
WEST VALLEY CITY	12/11/2024	DFT0001641	AUG 2024 STRMWTR/ST LIG...	01-240-510460	UTILITIES - WW	200.10
Vendor 4880 - WEST VALLEY CITY Total:						1,448.10
Vendor: 4899 - WESTERN WATER WORKS SUPPLY COMPANY						
WESTERN WATER WORKS S...	12/05/2024	129146	Western Water Works Fire H...	01-230-520210	REPAIR SUPPLIES - WTR MAI...	587.22
Vendor 4899 - WESTERN WATER WORKS SUPPLY COMPANY Total:						587.22
Vendor: 2242 - WEX BANK						
WEX BANK	12/11/2024	129167	FUEL FOR GENERATORS AT ...	01-260-510230	VEHICLE FUEL - BLD/FLT MAI...	888.18
Vendor 2242 - WEX BANK Total:						888.18
Vendor: 4910 - WHEELER MACHINERY CO						
WHEELER MACHINERY CO	12/05/2024	129147	2024 Generator P.M. and Lo...	01-350-520210	REPAIR SUPPLIES - OPERATOR	1,415.23

Paid Check Report

Payment Dates: 12/1/2024 - 12/31/2024

Vendor Name	Payment Date	Payment Number	Description (Item)	Account Number	Account Name	Amount
WHEELER MACHINERY CO	12/05/2024	129147	2024 Generator P.M. and Lo...	01-350-520210	REPAIR SUPPLIES - OPERATOR	999.27
WHEELER MACHINERY CO	12/05/2024	129147	2024 Generator P.M. and Lo...	01-350-520210	REPAIR SUPPLIES - OPERATOR	1,709.93
WHEELER MACHINERY CO	12/05/2024	129147	2024 Generator P.M. and Lo...	01-350-520210	REPAIR SUPPLIES - OPERATOR	1,530.49
WHEELER MACHINERY CO	12/05/2024	129147	2024 Generator P.M. and Lo...	01-350-520210	REPAIR SUPPLIES - OPERATOR	1,623.90
WHEELER MACHINERY CO	12/05/2024	129147	2024 Generator P.M. and Lo...	01-350-520210	REPAIR SUPPLIES - OPERATOR	1,584.20
WHEELER MACHINERY CO	12/05/2024	129147	2024 Generator P.M. and Lo...	01-350-520210	REPAIR SUPPLIES - OPERATOR	908.09
WHEELER MACHINERY CO	12/05/2024	129147	2024 Generator P.M. and Lo...	01-350-520210	REPAIR SUPPLIES - OPERATOR	1,487.12
WHEELER MACHINERY CO	12/11/2024	129184	SS000523087	01-350-520210	REPAIR SUPPLIES - OPERATOR	817.56
WHEELER MACHINERY CO	12/11/2024	129184	2024 Generator P.M. and Lo...	01-350-520210	REPAIR SUPPLIES - OPERATOR	856.20
Vendor 4910 - WHEELER MACHINERY CO Total:						12,931.99
Vendor: 4995 - WORKFORCE QA						
WORKFORCE QA	12/19/2024	129213	RANDOM EMPLOYEE DRUG ...	01-110-510520	PROFESSIONAL CONSULTING ..	100.00
Vendor 4995 - WORKFORCE QA Total:						100.00
Vendor: 5010 - YORK, DAVID R						
YORK, DAVID R	12/20/2024	10381	2024 BOOT REIMBURSEMENT	01-210-510490	SAFETY EXPENSE	150.00
Vendor 5010 - YORK, DAVID R Total:						150.00
Vendor: 5070 - ZIONS FIRST NATIONAL BANK						
ZIONS FIRST NATIONAL BANK	12/05/2024	129148	INTEREST/'23 WTR & SWR R...	01-000-115821	ZIONS TRUST - SERIES 2023A ...	-14.78
ZIONS FIRST NATIONAL BANK	12/05/2024	129148	INTEREST/'23 WTR & SWR R...	01-110-510540	BANKING & BONDING EXPEN...	250.00
ZIONS FIRST NATIONAL BANK	12/05/2024	129148	INTEREST/'23 WTR & SWR R...	01-110-510550	BOND INTEREST EXPENSE	21,740.11
Vendor 5070 - ZIONS FIRST NATIONAL BANK Total:						21,975.33
Grand Total:						4,307,912.87

Report Summary

Fund Summary

Fund	Payment Amount
01 - GENERAL FUND	4,307,912.87
Grand Total:	4,307,912.87

Account Summary

Account Number	Account Name	Payment Amount
01-000-115821	ZIONS TRUST - SERIES 20...	-14.78
01-000-129000	PREPAID EXPENSES	1,986.00
01-000-210110	RETAINAGE	-13,042.56
01-000-210150	AMEX/MC PAYABLE	75,065.38
01-000-220400	RETIREMENT CONTRIB P...	159,913.18
01-000-220500	HEALTH INSURANCE PA...	258,859.94
01-000-220501	DENTAL INSURANCE CLA...	3,749.62
01-000-220600	OTHER INSURANCE PAY...	246.10
01-000-220610	LEGAL SHIELD PAYABLE	524.60
01-000-220620	VOLUNTARY LIFE PAYAB...	5,351.36
01-000-220900	CAFETERIA PLAN PAYAB...	23,566.64
01-000-230100	FEDERAL W/H & MEDIC...	52,886.14
01-000-230200	STATE W/H PAYABLE	20,490.20
01-000-410300	ENGINEERING FEES	1,250.00
01-000-430990	MISC INCOME	8,393.45
01-105-510480	TRAINING & EDUCATION...	771.72
01-110-500130	HEALTH INSURANCE - M...	22,049.60
01-110-500170	LIFE/LTD/LTC INSURANC...	-0.71
01-110-500180	STATE UNEMPLOYMENT ...	610.00
01-110-510430	GENERAL ADMINISTRAT...	9,397.79
01-110-510460	UTILITIES - MGMT	11,652.33
01-110-510480	TRAINING & EDUCATION...	350.00
01-110-510500	LEGAL EXPENSE	5,647.70
01-110-510520	PROFESSIONAL CONSULT..	284.00
01-110-510530	PUBLIC RELATIONS/CON...	422.12
01-110-510540	BANKING & BONDING E...	250.00
01-110-510550	BOND INTEREST EXPENSE	21,740.11
01-120-510480	TRAINING & EDUCATION...	305.00
01-130-510220	BUILDINGS & GROUNDS -..	4,160.24
01-130-510410	OFFICE SUPPLIES/PRINT...	681.06
01-130-510420	POSTAGE & MAILING	14,105.77
01-130-510480	TRAINING & EDUCATION...	4,974.48
01-140-510480	TRAINING & EDUCATION...	479.00
01-140-520210	REPAIR SUPPLIES - METER	15,055.33
01-140-520240	TOOLS & SUPPLIES - ME...	192.72

Payroll Taxes and Employee Benefits \$549,665.85

Account Summary

Account Number	Account Name	Payment Amount
01-210-510490	SAFETY EXPENSE	7,888.06
01-220-520210	REPAIR SUPPLIES - WTR ...	27,545.29
01-220-520240	TOOLS & SUPPLIES - WTR..	830.63
01-230-510460	UTILITIES - WTR	27,851.36
01-230-510480	TRAINING & EDUCATION...	653.00
01-230-520210	REPAIR SUPPLIES - WTR...	23,317.44
01-230-520240	TOOLS & SUPPLIES - WTR..	570.96
01-231-510480	TRAINING & EDUCATION...	1,255.00
01-231-530270	WATER TESTING FEES	737.50
01-240-510460	UTILITIES - WW	21,670.59
01-240-510480	TRAINING & EDUCATION...	305.00
01-240-520210	REPAIR SUPPLIES - WW ...	10,764.78
01-240-520240	TOOLS & SUPPLIES - WW...	1,378.59
01-260-500170	LIFE/LTD/LTC INSURANC...	1.48
01-260-510230	VEHICLE FUEL - BLD/FLT...	15,654.78
01-260-510235	VEHICLE LEASE	3,383.66
01-260-510480	TRAINING & EDUCATION...	305.00
01-260-510910	MACHINERY & EQUIPM...	14.90
01-260-520210	REPAIR SUPPLIES - BLD/F...	10,797.47
01-260-520240	TOOLS & SUPPLIES - BLD...	1,631.47
01-320-510480	TRAINING & EDUCATION...	530.00
01-330-510480	TRAINING & EDUCATION...	305.00
01-330-520240	TOOLS & SUPPLIES - BLU...	87.92
01-340-510480	TRAINING & EDUCATION...	550.00
01-340-510520	PROFESSIONAL CONSULT...	4,065.60
01-340-520920	INFRASTRUCTURE PURC...	1,593,650.14
01-350-510480	TRAINING & EDUCATION...	305.00
01-350-520210	REPAIR SUPPLIES - OPER...	19,367.86
01-350-520240	TOOLS & SUPPLIES - OPE...	415.76
01-350-530250	WATER SUPPLY EXPENSE	568,864.38
01-360-500130	HEALTH INSURANCE - SY...	1,417.70
01-360-510220	BUILDINGS & GROUNDS -..	2,411.40
01-360-510440	COMPUTER SUPPLIES/E...	7,928.50
01-360-510470	TELEPHONE	5,825.78
01-400-580310	FACILITY OPERATION - C...	392,164.83
01-400-580320	PROJECT BETTERMENTS-...	268,580.24
01-400-580340	PRETREATMENT FIELD - ...	24,546.30
01-400-580350	LABORATORY - C.V.	29,927.02
01-400-580380	CVW DEBT SERVICE	518,058.95
	Grand Total:	4,307,912.87

Infrastructure \$1,580,607.58

Jordan Valley Water

Central Valley Water \$1,233,277.34

Project Account Summary

Project Account Key	Payment Amount	
None	2,714,262.73	
20DCHANGEORDER	126,786.33	
20DCONSTRUCTION	169,445.00	
20IINSPECTION	1,155.00	
20IPI	1,973.38	
21FPRVPANELS	2,945.00	
23EBLDGACHANGEORDER	12,990.76	
23EBLDGBCHANGEORDER	3,713.20	
23EBLDGCCHANGEORDER	901.33	
23EOFFICESUPPLIES	7,412.00	
23GCHANGEORDER	598.88	
23GCONSTR	40,018.12	
23I Design	43,516.79	
23ICONSTR	11,807.16	
23LCONSTMGMT-PH1	2,184.00	
23LCONSTRUCTION-PH1	736,953.16	
23LDESIGN	2,484.15	
23LLANDPURCHASE	328,213.00	
24CVAULTREPLUMBS	32,460.52	
24ECONSTRUCTION	61,875.86	
24NWELL16DESIGN	4,687.00	
24RCONSTMGMT	1,529.50	
Grand Total:	4,307,912.87	% of Total
Infrastructure	\$ 1,580,607.58	37%
Central Valley Water	\$ 1,233,277.34	29%
Jordan Valley Water	\$ 568,864.38	13%
Payroll Taxes and Employee Benefits	\$ 549,665.85	13%
Other	\$ 375,497.72	8%



Granger-Hunter Improvement District, UT

Bank Transaction Report

Transaction Detail

Issued Date Range: 12/01/2024 - 12/31/2024

Cleared Date Range: -

Issued Date	Number	Description	Module	Type	Amount
Bank Account: 01-000-110100 - CASH - GENERAL CHECKING					
12/05/2024	EFT0000081	Payroll EFT	Payroll	EFT	-190,173.82
12/19/2024	2041	2041	Payroll	Check	-394.20
12/19/2024	2042	2042	Payroll	Check	-344.92
12/19/2024	2043	2043	Payroll	Check	-344.92
12/19/2024	2044	2044	Payroll	Check	-394.20
12/19/2024	2045	2045	Payroll	Check	-394.20
12/19/2024	2046	2046	Payroll	Check	-295.65
12/19/2024	2047	2047	Payroll	Check	-147.82
12/19/2024	2048	2048	Payroll	Check	-146.77
12/19/2024	2049	2049	Payroll	Check	-146.77
12/19/2024	2050	2050	Payroll	Check	-932.36
12/19/2024	2051	2051	Payroll	Check	-932.36
12/19/2024	2052	2052	Payroll	Check	-948.90
12/19/2024	2053	2053	Payroll	Check	-985.50
12/19/2024	2054	2054	Payroll	Check	-969.67
12/19/2024	2055	2055	Payroll	Check	-948.34
12/19/2024	2056	2056	Payroll	Check	-969.67
12/19/2024	2057	2057	Payroll	Check	-969.67
12/19/2024	2058	2058	Payroll	Check	-948.34
12/19/2024	2059	2059	Payroll	Check	-948.90
12/19/2024	2060	2060	Payroll	Check	-932.36
12/19/2024	2061	2061	Payroll	Check	-969.67
12/19/2024	2062	2062	Payroll	Check	-969.67
12/19/2024	2063	2063	Payroll	Check	-925.82
12/19/2024	2064	2064	Payroll	Check	-969.67
12/19/2024	2065	2065	Payroll	Check	-948.90
12/19/2024	2066	2066	Payroll	Check	-925.82
12/19/2024	2067	2067	Payroll	Check	-965.44
12/19/2024	2068	2068	Payroll	Check	-969.67
12/19/2024	2069	2069	Payroll	Check	-864.96
12/19/2024	2070	2070	Payroll	Check	-969.67
12/19/2024	2071	2071	Payroll	Check	-925.36
12/19/2024	2072	2072	Payroll	Check	-969.67
12/19/2024	2073	2073	Payroll	Check	-904.49
12/19/2024	2074	2074	Payroll	Check	-962.67
12/19/2024	2075	2075	Payroll	Check	-857.96

Bank Transaction Report

Issued Date Range: -

Issued

Date	Number	Description	Module	Type	Amount
12/19/2024	2076	2076	Payroll	Check	-897.49
12/19/2024	2077	2077	Payroll	Check	-969.67
12/19/2024	2078	2078	Payroll	Check	-962.67
12/19/2024	2079	2079	Payroll	Check	-864.96
12/19/2024	2080	2080	Payroll	Check	-962.67
12/19/2024	2081	2081	Payroll	Check	-962.67
12/19/2024	2082	2082	Payroll	Check	-918.82
12/19/2024	2083	2083	Payroll	Check	-857.96
12/19/2024	2084	2084	Payroll	Check	-884.80
12/19/2024	2085	2085	Payroll	Check	-978.50
12/19/2024	2086	2086	Payroll	Check	-864.96
12/19/2024	2087	2087	Payroll	Check	-948.34
12/19/2024	2088	2088	Payroll	Check	-877.80
12/19/2024	2089	2089	Payroll	Check	-958.44
12/19/2024	2090	2090	Payroll	Check	-969.67
12/19/2024	2091	2091	Payroll	Check	-969.67
12/19/2024	2092	2092	Payroll	Check	-948.34
12/19/2024	2093	2093	Payroll	Check	-962.67
12/19/2024	2094	2094	Payroll	Check	-950.84
12/19/2024	2095	2095	Payroll	Check	-962.67
12/19/2024	2096	2096	Payroll	Check	-962.67
12/19/2024	2097	2097	Payroll	Check	-962.67
12/19/2024	2098	2098	Payroll	Check	-918.82
12/19/2024	2099	2099	Payroll	Check	-941.34
12/19/2024	2100	2100	Payroll	Check	-962.67
12/19/2024	2101	2101	Payroll	Check	-962.67
12/19/2024	2102	2102	Payroll	Check	-904.49
12/19/2024	2103	2103	Payroll	Check	-962.67
12/19/2024	2104	2104	Payroll	Check	-962.67
12/19/2024	2105	2105	Payroll	Check	-962.67
12/19/2024	2106	2106	Payroll	Check	-904.49
12/19/2024	2107	2107	Payroll	Check	-969.67
12/19/2024	2108	2108	Payroll	Check	-897.49
12/19/2024	2109	2109	Payroll	Check	-897.49
12/19/2024	2110	2110	Payroll	Check	-897.49
12/19/2024	2111	2111	Payroll	Check	-978.50
12/19/2024	2112	2112	Payroll	Check	-897.49
12/19/2024	2113	2113	Payroll	Check	-897.49
12/19/2024	2114	2114	Payroll	Check	-897.49
12/19/2024	2115	2115	Payroll	Check	-962.67
12/19/2024	2116	2116	Payroll	Check	-962.67
12/19/2024	2117	2117	Payroll	Check	-962.67
12/19/2024	2118	2118	Payroll	Check	-897.49

Bank Transaction Report

Issued Date Range: -

Issued Date	Number	Description	Module	Type	Amount
12/19/2024	2119	2119	Payroll	Check	-962.67
12/19/2024	2120	2120	Payroll	Check	-897.49
12/19/2024	2121	2121	Payroll	Check	-962.67
12/19/2024	2122	2122	Payroll	Check	-897.49
12/19/2024	2123	2123	Payroll	Check	-897.49
12/19/2024	2124	2124	Payroll	Check	-962.67
12/19/2024	EFT0000082	Payroll EFT	Payroll	EFT	-184,819.27
Bank Account 01-000-110100 Total: (86)					-447,968.58
Report Total: (86)					-447,968.58



Granger-Hunter Improvement District, UT

Bank Transaction Report Transaction Detail

Issued Date Range: 12/01/2024 - 12/31/2024

Cleared Date Range: -



Issued Date	Number	Description	Module	Type	Amount
Bank Account: 01-000-110100 - CASH - GENERAL CHECKING					
12/05/2024	34589	Kenyo Aquino Ramos	Utility Billing	Check	-35.61
12/05/2024	34590	Connie Syropoulos	Utility Billing	Check	-49.12
12/05/2024	34591	Ashley Aguayo	Utility Billing	Check	-70.26
12/05/2024	34592	Craig R Smith	Utility Billing	Check	-151.79
12/05/2024	34593	SFR Acquisitions 4 LLC	Utility Billing	Check	-185.30
12/05/2024	34594	Marco A Williams	Utility Billing	Check	-91.43
12/05/2024	34595	Tung Le	Utility Billing	Check	-11.36
12/05/2024	34596	Lourdes Maestas	Utility Billing	Check	-87.74
12/05/2024	34597	Terry Behunin	Utility Billing	Check	-290.90
12/05/2024	34598	Leslie Peterson	Utility Billing	Check	-57.79
12/05/2024	34599	Ron & Keat Heales	Utility Billing	Check	-159.35
12/05/2024	34600	Shantel Marston	Utility Billing	Check	-369.30
12/05/2024	34601	Royal Acquiring Corp	Utility Billing	Check	-63.21
12/05/2024	34602	MG Livingstone LLC	Utility Billing	Check	-18.42
12/05/2024	34603	Mary Lynn Hansen	Utility Billing	Check	-112.32
12/05/2024	34604	Gary L Hutchings	Utility Billing	Check	-131.01
12/05/2024	34605	Iki Tonga	Utility Billing	Check	-50.35
12/05/2024	34606	Waldo Martinez	Utility Billing	Check	-144.35
12/05/2024	34607	Emily F Garcia Ramos	Utility Billing	Check	-107.35
12/05/2024	34608	MKS Properties LLC	Utility Billing	Check	-115.29
12/05/2024	34609	Ben Wright	Utility Billing	Check	-45.95
12/05/2024	34610	Claudette Pettit	Utility Billing	Check	-329.97
12/05/2024	34611	Kali Burr	Utility Billing	Check	-61.37
12/05/2024	34612	Khanh Thuy Le	Utility Billing	Check	-132.90
12/05/2024	34613	Dane Alicandro	Utility Billing	Check	-43.70
12/05/2024	34614	Jefferson Haffener	Utility Billing	Check	-22.63
12/16/2024	34525	Reverse Refund Check Andrea Combs	Utility Billing	Check Reversal	159.11
12/19/2024	34615	Andrea Combs	Utility Billing	Check	-159.11
12/19/2024	34616	Ricardo Garcia	Utility Billing	Check	-20.77
12/19/2024	34617	Christensen Capital Investments LLC	Utility Billing	Check	-177.09
12/19/2024	34618	Michael G Benson	Utility Billing	Check	-149.23
12/19/2024	34619	Cindy Manzanares	Utility Billing	Check	-219.68
12/19/2024	34620	Marcel Montoya	Utility Billing	Check	-177.79
12/19/2024	34621	Stanley Tingey	Utility Billing	Check	-297.45
12/19/2024	34622	Shane Smith	Utility Billing	Check	-65.22

Bank Transaction Report

	Issued Date Range: -
Bank Account 01-000-110100 Total: (35)	<u>-4,046.00</u>
Report Total: (35)	<u>-4,046.00</u>



ADMINISTRATIVE SERVICES UPDATE

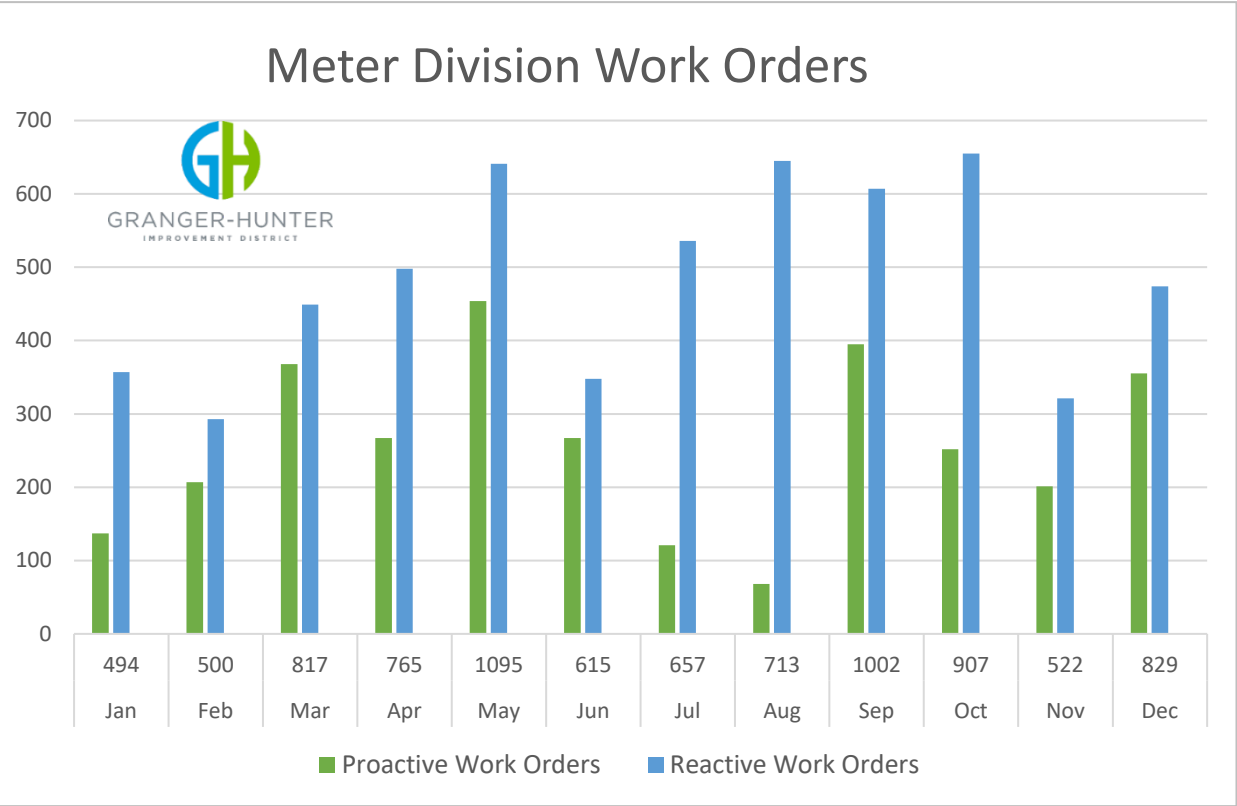


Meter Division Update

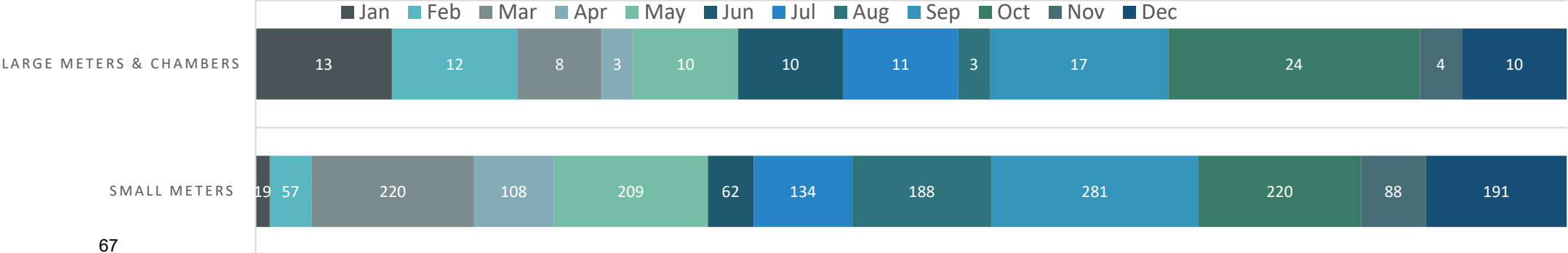
The Meter Division completed 522 work orders in November and 829 in December; 556 from proactive work and 795 from reactive work.

After the approval of additional meters in November and based on testing data, we decided to proactively transition the 20-year Small Meter replacement goal of 1325 to a 15-year replacement goal of 1767 per year.

New Goal Accomplished for 2024!!!



NEW METERS INSTALLED YEAR TO DATE



Administrative Services – iPerl Meter Testing, History, & Replacement Plan

YEAR	iPerl Installs	
2011	10	
2012	99	
2013	198	
2014	128	
2015	222	
2016	299	
2017	474	
2018	651	
2019	1360	
2020	449	Supply Shortage
2021	316	Supply Shortage
2022	429	Supply Shortage
2023	1308	
2024	1777	Start 15-yr Plan
YTD	7720	
2025-2035	1767	Per year
2036	1435	Caught up!
Total	28,592	
⁶⁸ 2037	1325	Start 20-yr plan

Flow Type	Total Meters Tested	Meters Passed	Pass Rate (%)	Average Failure Margin
Low Flow	151	122	80.79%	14.83%
Mid Flow	151	88	58.28%	3.65%
High Flow	151	45	29.80%	1.49%

Overall Pass Rate: It appears only 25% of small meters tested passed the AWWA standard across all flows (98.5% to 101.5%). We continue to analyze the validity of meter testing data.

GHID first started installing iPerl meters in 2011 and have been ramping up ever since. During the AMI conversion to read down to the gallon, ER Registers were installed on SR11 meters instead of installing a new iPerl meter. Of the 26,500 small meters in the District, 7,720 are iPerls. Based on testing data, it appears we are experiencing some water loss on the remaining 18,780 small meters that we are working to quantify.



Administrative Services – 2024 Production vs. Consumption

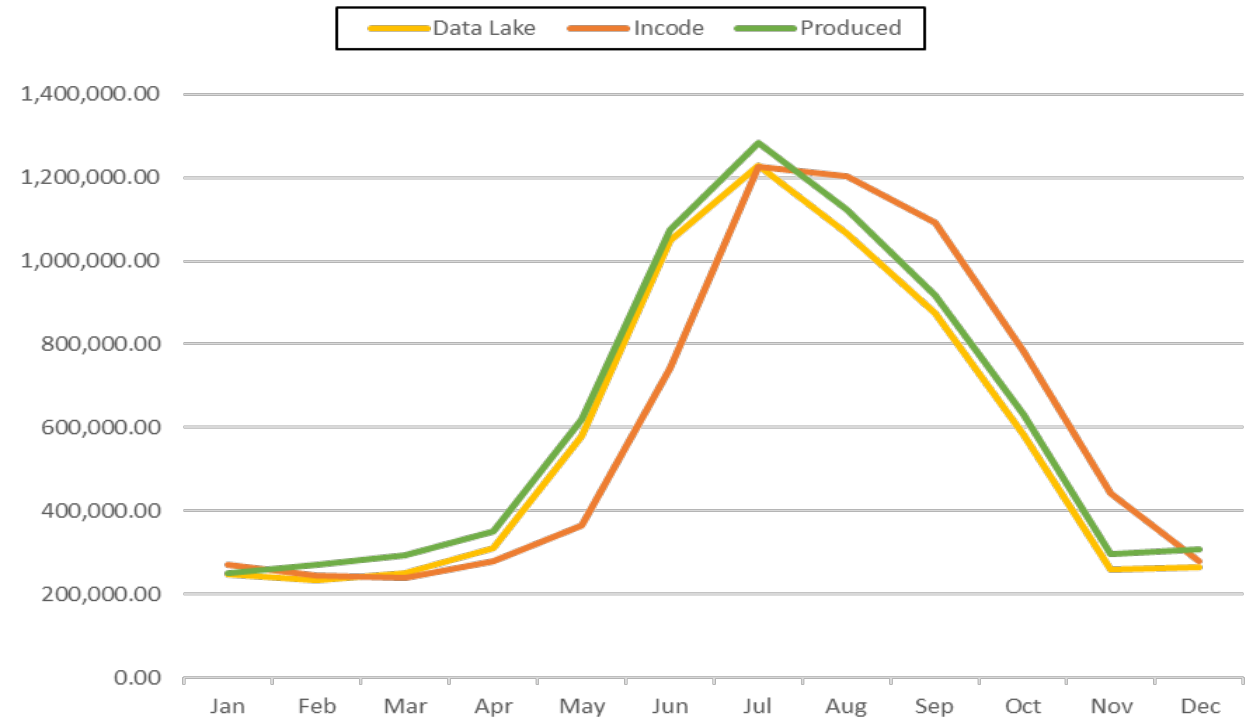
Flow Type	Total Large Meters Tested on Test Bench	Meters Passed	Pass Rate (%)	Average Failure Margin
Low Flow	11	0	0.00%	11.52%
Mid Flow	11	3	27.30%	2.18%
High Flow	11	1	0.09%	1.84%

In 2024 the District replaced 552 stopped meters with an estimated water loss of 10,508,000 gallons.

2024 Water Loss = 237,806,560 gallons (3.2%)

The 2025 purchase price for the iPerl+ is \$170.67/ea. With the 480 iPerl meters the Board approved in October at the 2024 price and the 1,325 iPerl meters the Board approved in November at the discounted price, the District saved over \$16,000!

2024 Consumption vs. Production



Production Total = 7,411,794,000
 Incode Billing Total = 7,173,987,440
 *Lag time delay
 Data Lake Total = 6,940,505,710
 *Working with SENSUS to refine data



Administrative Services – Meter Purchase Request

The District Meter Division requests approval to purchase

- (1,325) ¾" iPERL meters
- (65) 2" OMNI meters
- (40) 1.5" OMNI meters
- (100) 520M Single Port MXU radios
- (100) 520M Pit Lid Housing
- Meter Gaskets
- Large Meter Field Tester

from MountainLand Supply (State Contract MA987) who is the authorized distributor for acquiring SENSUS products, which offers the best compatibility with our equipment, technology, and software. This ensures consistency and accuracy in training and operational processes.



Approval Requested: Consider approval for the purchase of meters and meter supplies in the amount of \$359,522.45 from MountainLand Supply.

Administrative Services – Customer Service



GO PAPERLESS at GHID.GOV
Saving a TON of paper also saves:



17 TREES



380 GALLONS OF OIL



4000 KILOWATTS OF ENERGY



7000 GALLONS OF WATER

ENCOURAGE ADOPTION OF EBILL STATEMENTS

In June of 2024, the District had 8,923 customers receiving eBills. We currently have 9,153, thanks to customer service efforts at the Truck or Treat drawing event, billboard ads, statement messages, and a customer service representative contest. This initiative has helped save approximately \$2,700 per year in mailing and postage costs.



New 2025
Customer
Information
Packet in
Spanish

Lien total for 2024 =
247

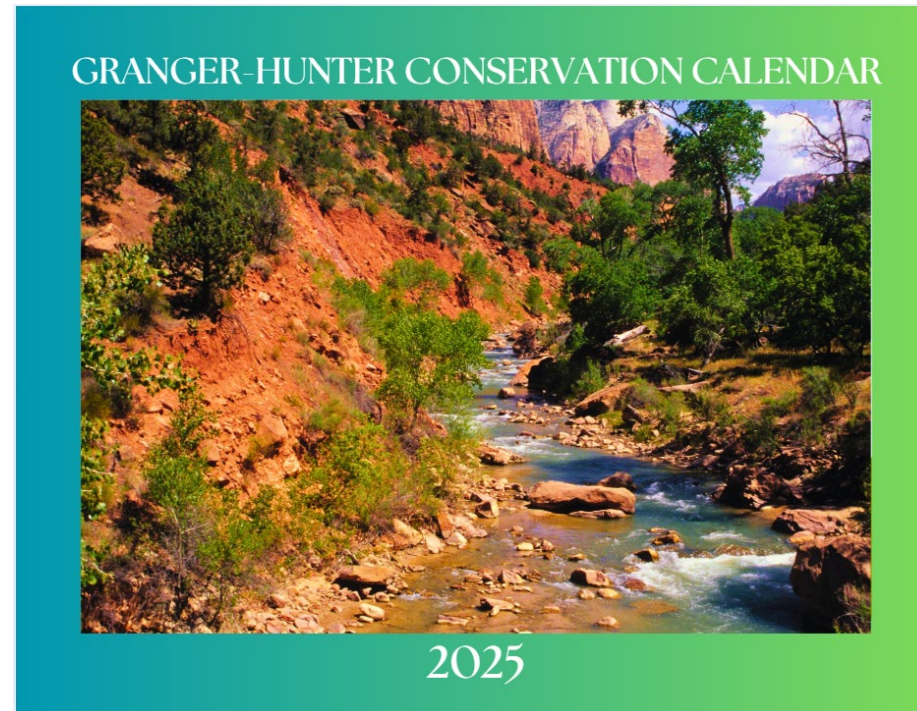
The Salt Lake County Treasurer follows a September-to-September fiscal cycle. Only 117 accounts were certified before the September deadline. 130 were certified after the September deadline and will be included on the 2025 property tax statements. The District received 126 certified payments in 2024.



Administrative Services – Community Outreach

Our Customer Service Supervisor, Krista Barnes, and Safety Coordinator, Jason Stevens, recently had the opportunity to engage in meaningful community outreach, fostering connections and sharing conservation resources. They distributed conservation calendars to several local organizations, including:


- **Utah Cultural Celebration Center**
- **Harman Senior Recreation Center**
- **Unified Fire Authority Station**
- **West Valley Fire Department**
- **West Valley Police Department**
- **West Valley City Hall**
- **West Valley City Offices**
- **West Valley Animal Services**
- **West Valley Housing Authority**



This outreach allowed us to connect with community leaders and diverse groups, building relationships and raising awareness about conservation efforts.



WATER MAINTENANCE UPDATE



Water Systems Update

2024 Data:

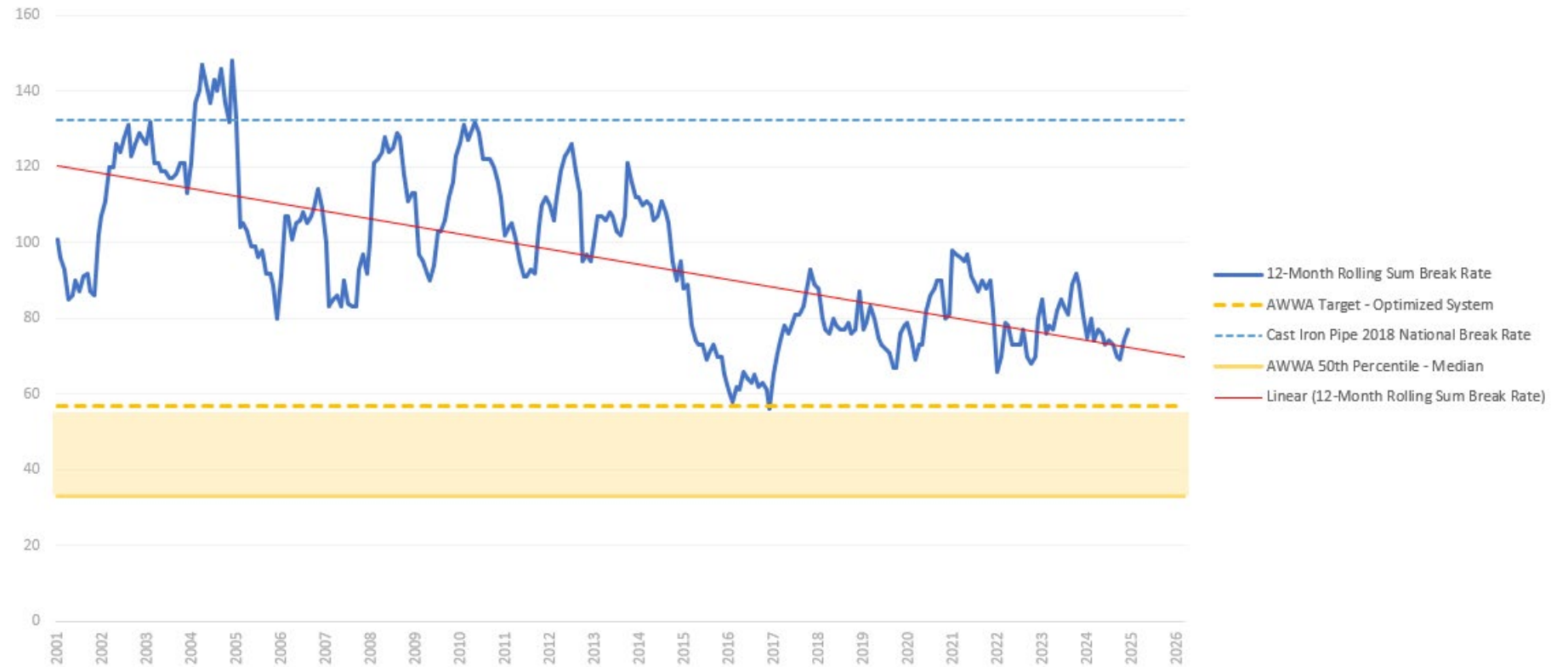
- 7 Breaks In December
- 76 Breaks Year-to-Date
- 20 Breaks Per 100 Miles of Pipe Year to Date
- Zero Percent Increase From Previous Year to Date Breaks

Long Term Break Rate Target

Development Considerations:

- Level of Service Targets / Disruption of Service Rates
- Water Quality Impacts
- Water Rate Impacts
- Claim Exposure
- System Reliability

Water Main Breaks

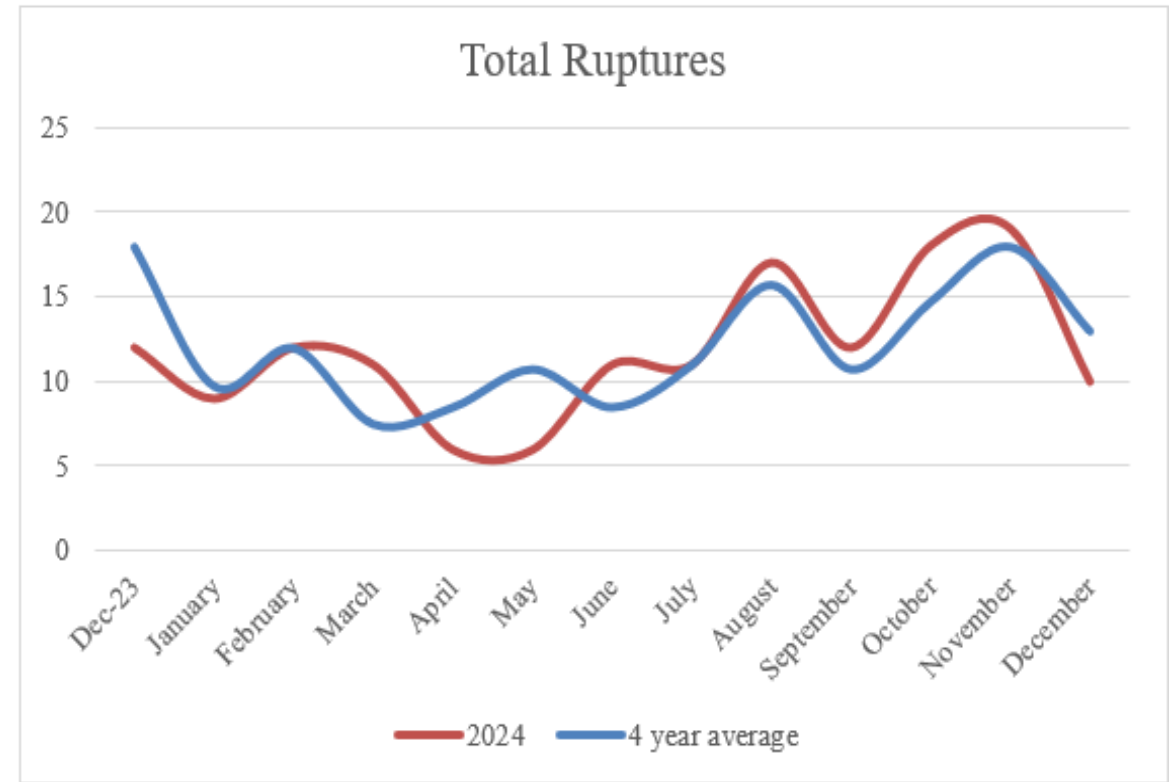


Water Breaks and Leaks

Breaks & Leaks Combined Totals																
GHID Breaks					GHID Leaks					Total Ruptures						
2020	2021	2022	2023	2024	Year	2020	2021	2022	2023	2024	2020	2021	2022	2023	2024	
8	7	11	2	7	January	2	1	7	2	2	10	8	18	4	9	
3	2	11	13	7	February	2	3	2	5	5	5	5	13	18	12	
5	4	3	2	5	March	3	5	2	3	6	8	9	5	5	11	
4	6	1	6	5	April	10	10	3	2	1	14	16	4	8	6	
9	3	3	7	3	May	5	3	12	9	3	14	6	15	16	6	
7	5	5	3	4	June	5	3	4	3	7	12	8	9	6	11	
6	4	8	6	5	July	6	5	6	4	6	12	9	14	10	11	
5	8	1	9	6	August	9	7	11	10	11	14	15	12	19	17	
6	4	2	5	4	September	8	2	6	12	8	14	6	8	17	12	
5	7	9	6	11	October	4	3	12	4	7	9	10	21	10	18	
15	7	17	9	12	November	5	10	4	6	7	20	17	21	15	19	
26	9	14	8	7	December	4	4	3	4	3	30	13	17	12	10	
99	66	85	76	76	Totals to Date	63	56	72	64	66	162	122	157	140	142	
99	66	85	76	76	Annual Totals	63	56	72	64	66	162	122	157	140	142	
	-33%	+29%	-11%	+0%			-11%	+29%	-11%	+3%		-25%	+29%	-11%	+1.4%	
	% Change from Prior Year					% Change from Prior Year					% Change from Prior Year					

Waterline breaks and leaks totaled 10 in the month of December 2024. Of the 10 breaks and leaks, 7 were water line breaks and 3 were water service line failures. 2024 estimated water loss from leaks and breaks is 14,244,649 gallons.

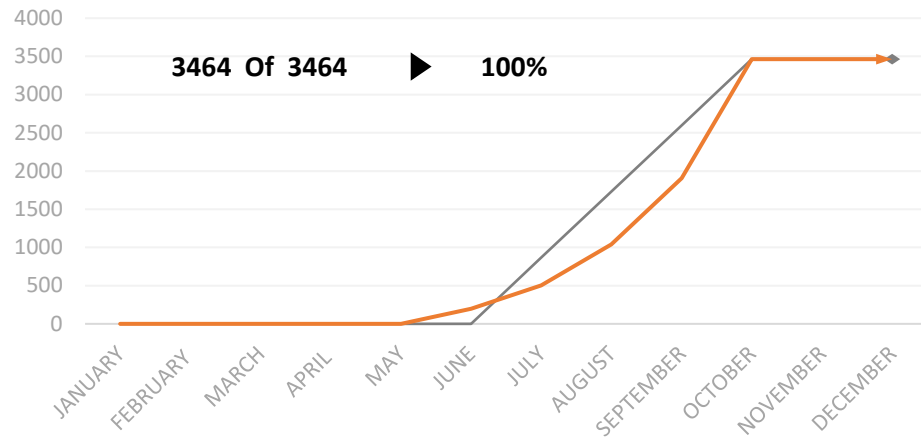
Four Year Average Trends



The District's total ruptures dropped below the four-year average trendline for December 2024.

Water Systems Update

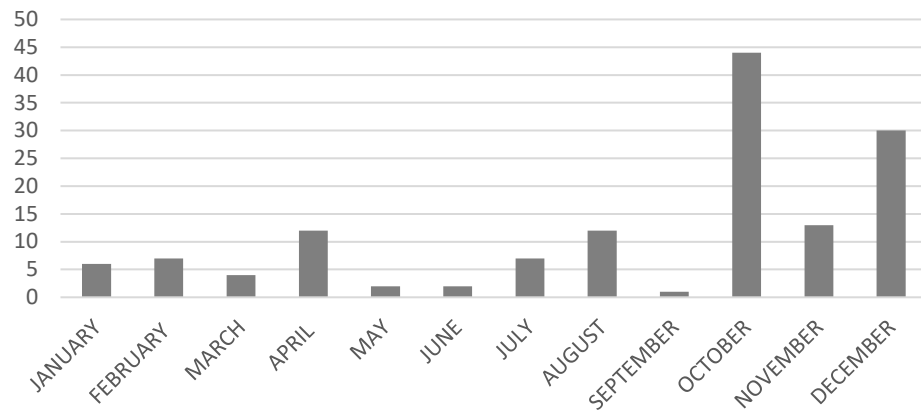
Planned Fire Hydrant Maintenance



2024 Data:

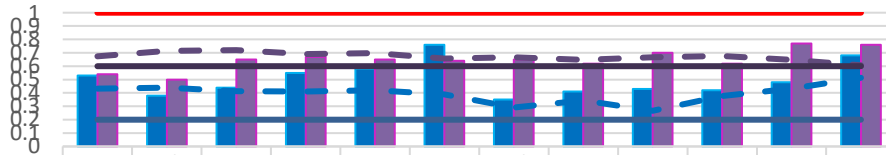
- 3464 planned fire hydrant inspections have been completed to date.
- Crews completed 30 fire hydrant work orders in December. To date, crews have completed 140 work orders. Currently, there are 41 open fire hydrant work orders.

Fire Hydrant Work Order Completed



Water Systems Update

Chlorine and Fluoride Residuals (mg/L)

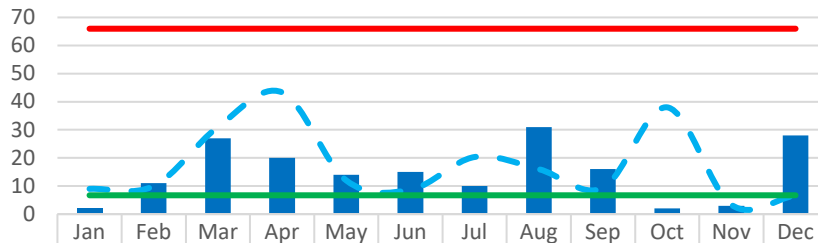


	Jan	Feb	Mar	Apr	May	Jun	Jul	Aug	Sep	Oct	Nov	Dec
Chlorine 2024	0.53	0.38	0.44	0.55	0.58	0.76	0.35	0.41	0.43	0.42	0.48	0.68
Fluoride 2024	0.54	0.5	0.65	0.67	0.65	0.64	0.65	0.62	0.7	0.62	0.77	0.76
Chlorine 3-yr Avg.	0.43	0.44	0.41	0.41	0.42	0.39	0.29	0.34	0.27	0.38	0.43	0.51
Fluoride 3-yr Avg.	0.67	0.71	0.72	0.69	0.70	0.66	0.67	0.65	0.67	0.68	0.65	0.61
Chlorine Min.	0.2	0.2	0.2	0.2	0.2	0.2	0.2	0.2	0.2	0.2	0.2	0.2
Fluoride Min.	0.6	0.6	0.6	0.6	0.6	0.6	0.6	0.6	0.6	0.6	0.6	0.6
Chlor. & Fluor. Max	1	1	1	1	1	1	1	1	1	1	1	1

2024 Data:

- The District had 28 water quality complaints in the month of December.
- Chlorine monthly average for November was 0.68 mg/L.
- Fluoride monthly average for November was 0.76 mg/L.

Water Quality Customer Complaints



	Jan	Feb	Mar	Apr	May	Jun	Jul	Aug	Sep	Oct	Nov	Dec
Water Quality Complaints	2	11	27	20	14	15	10	31	16	2	3	28
WQ 3-YR AVG.	9	10	31	43	12	9	20	16	9	38	3	7
25% AWWA Benchmark	7	7	7	7	7	7	7	7	7	7	7	7
75% AWWA Benchmark	66	66	66	66	66	66	66	66	66	66	66	66

Water Systems Spotlight

2024 Highlights:

- 142 Total Ruptures Repaired
- 93% Level of Service
- Decker Main Bypass
- 6400 w Loop Repair
- Anderson Line Break
- Main Relocation for WVC Street Rebuild Parkway Blvd
- 7 Large Meter Vault Replumbs
- Completed Lead service line inspections.
- Replaced 57 fire hydrants with new fire hydrants.
- Completed and implemented the new valve maintenance program.



Water Systems has achieved a remarkable amount of productivity this year despite undergoing a departmental rebuild. Notably, 53% of our team members have less than two years of service with the organization, yet their contributions have been invaluable. Faced with numerous high-profile repairs, our team demonstrated resilience and a strong commitment to excellence, maintaining positive attitudes and fostering a spirit of camaraderie. We deeply appreciate everyone's efforts and recognize that our success would not be possible without them.



GRANGER-HUNTER
IMPROVEMENT DISTRICT

Water Maintenance Fire Hydrant Replacement Program

- **2024 Year-End Review: Fire Hydrant Replacement Project**
- In 2024, the District embarked on a critical initiative to enhance public safety and infrastructure sustainability through the Fire Hydrant Replacement Project. The project was awarded to Hydro-Vac to replace 60 broken Pac-States and Iowa fire hydrants that were no longer functional due to outdated designs and the unavailability of repair parts. This marked a significant step forward in modernizing the District's fire safety infrastructure.
- **Project Highlights:**
- **Vendor Partnership:** Hydro-Vac was selected for the replacement work, leveraging their fire hydrant installation and maintenance expertise.
- **Scope of Work:**
 - 60 broken fire hydrants were identified and prioritized for replacement.
 - The targeted hydrants were rendered irreparable due to the discontinuation of compatible parts for Pac-States and Iowa models.
- **Collaboration Efforts:**
 - The fire hydrant replacement project was conducted in conjunction with the water repair and replacement crews, who will simultaneously start working on installing new water lines in 2025.
 - This collaborative approach ensured efficient resource utilization and minimized disruptions to the community.
- **Long-Term Vision:**
 - The 2024 initiative is the first phase of a comprehensive 10-year plan to replace the remaining 749 fire hydrants within the District.
 - By maintaining this pace, the District aims to ensure that all hydrants are fully operational and compliant with modern standards by the end of the decade.
- **Impact:**
- **Enhanced Safety:** The replacement of non-functional hydrants directly improves fire response capabilities, safeguarding residents and property, and ensuring community stewardship.
- **Infrastructure Modernization:** Upgrading to new, standardized hydrants ensures long-term reliability and simplifies future maintenance efforts.
- **Strategic Planning:** The project reflects the District's commitment to proactive infrastructure management and forward-looking sustainability.
- As we close the year, the successful execution of the 2024 Fire Hydrant Replacement Project underscores the District's dedication to maintaining and improving critical public utilities. Looking ahead, the continuation of this project over the next decade will further solidify the District's role in ensuring the safety and well-being of the community.



Water Maintenance Update

2025 Leak Detection Program

Project Description: As part of the District's Strategic Initiative Water Loss Task Force, and to help the District better identify our water losses, the District solicited proposals from vendors for leak detection services. The request for proposal was posted on the Utah Public Procurement Place. The District received three proposals from the following vendors.

1. Wachs Water Services
2. M.E. Simpson Inc.
3. Consulting Engineering, Inc.

Summary: Procurement selection was completed using a Request for Proposal Method. An Evaluation Committee was formed and evaluated all proposals with the following selection criteria:

- | | |
|---|-----|
| 1. Projects team and experience on past similar projects: | 33% |
| 2. Leak detection technology and plan for implementation: | 33% |
| 3. Cost: | 34% |

The Evaluation Committee ranked Consulting Engineering Inc the highest with 93.5 points out of 100 possible. See attached Memorandum for additional information.

Approval Requested: Consider approval of a contract with Consulting Engineering Inc. for 2025 leak detection services in the amount of \$79,530.00.



Water Maintenance Update

2025 Leak Detection Program



2888 South 3600 West • P.O. Box 701110 • West Valley City, Utah 84170-1110 • Phone (801) 968-3551 • Fax (801) 968-5467 • www.ghid.gov

Memorandum

Date: January 13, 2025
To: Jason Helm, P.E., General Manager
From: Dustin Martindale, Director of Water Systems
Subject: Award of Granger-Hunter 2025 Leak Detection Program
Copy: Troy Stout, P.E., Assistant General Manager
Todd Marti, MPA, P.E., Assistant General Manager/District Engineer

Granger-Hunter Improvement District (District) solicited proposals from vendors for leak detection services. It was expressed to the vendors that the objectives of the leak assessment effort include, but are not limited to:

1. Obtain field data on the average number and severity of undetected leaks per mile in strategic locations throughout the District and in known hot spot areas. Shall include precise location information for each leak.
2. Aid with data development that supports proven quantification of approximate water loss due to undetected leakage.
3. Provide information to support the analysis of localized/sectional pipeline replacement programs.

The request for proposal was posted on the Utah Public Procurement Place (Sciquest/Jacger). Proposals were due January 09, and the District received four proposals from the following vendors:

1. Consulting Engineering, Inc.
2. M.E. Simpson Inc.
3. Wachs Water Services

An Evaluation Committee was formed and evaluated the vendor's proposals based on the following criteria:

No.	Criteria	Weighting
1.	Projects team and experience on past similar projects:	33%
2.	Leak detection technology and plan for implementation:	33%
3.	Cost:	34%

The criteria were graded from 0-5, with 5 being the highest grade. The grades were then multiplied by the appropriate weighting factor to determine the total score. The points for cost were awarded by comparison of the total cost proposed vs. the number of miles of pipe inspected for leaks. The lowest cost per mile Vendor received all 20 points. All other Vendors received a weighted portion of the points according to their cost proposal percentage above the lowest proposed cost, with a proposal at twice the lowest cost receiving none of the points.

The Evaluation Committee included the following: Dustin Martindale (Water Systems Director), Shawn Ellis (Water Systems Division Manager), Michelle Ketchum (Director of Administrative Services), Steve Starr (Water Systems Division Manager). The Committee convened on Monday, January 13, 2025, to rank the proposals, and the results are as follows (out of 100 total):

PROPOSER	SCORE
Consulting Engineering Inc	93.5
Proposer B	65.5
Proposer C	89.5


In 2024, the District's Board approved the 2025 budget for this work in the amount of \$80,000.00. Granger-Hunter Improvement District and Jordan Valley Water Conservancy District entered a Member Agency Water Conservation Funding Agreement, which outlines a cost-sharing structure between the two Districts. Jordan Valley Water Conservancy District has agreed to cover the cost of leak detection up to \$64,000.00, and Granger-Hunter improvement District has agreed to cover the remaining \$15,530.00. Consulting Engineering Inc proposal price is \$79,530.00.

The Committee scored Consulting Engineering Inc. The highest overall with 93.5 points out of 100 possible. Based on this analysis, I recommend proceeding with requesting the Board of Trustees approve a contract with Consulting Engineering Inc in the amount of \$79,530.00 for 2025 leak detection services.





WASTEWATER MAINTENANCE UPDATE



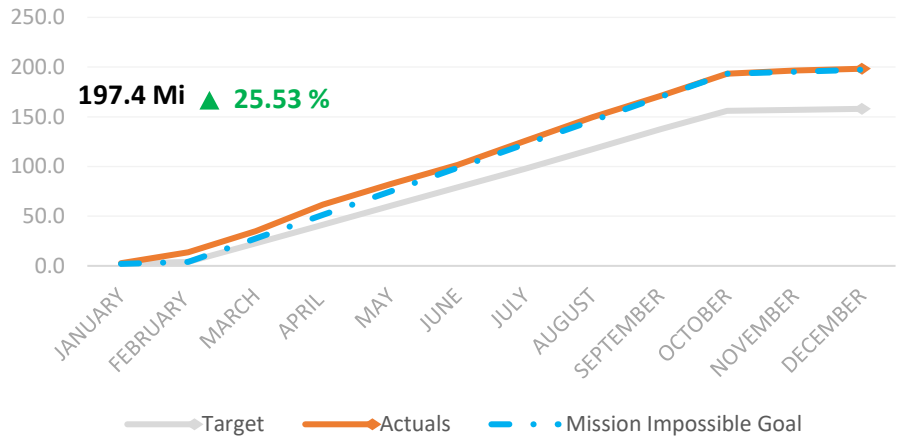
2024 Safety Review

- In 2024 employees were awarded a total of **1,291,170** safety incentive points for attending safety trainings, conducting risk talks, providing safety recommendations, and working safely without injuries.
- The Safety Program Office conducted **27** in house trainings with a total of **51.54 hours** of instruction. These trainings covered topics such as Incident Reporting, Ladder Safety, HAZCOM, Confined Space, Trenching & Excavation, and Heavy Equipment Operations.
- Across the entire organization, departments conducted **254** individual risk talks.
- There was a total of **46** reported incidents, those incidents included:
 - **1** - Customer involved incident
 - **13** - First Aid Only Injuries
 - **12** - Near Misses
 - **3** - OSHA Recordable Injuries
 - **0** - OSHA Reportable Injuries
 - **13** – Preventable Vehicle Incidents
 - **4** – Non-Preventable Vehicle Incidents

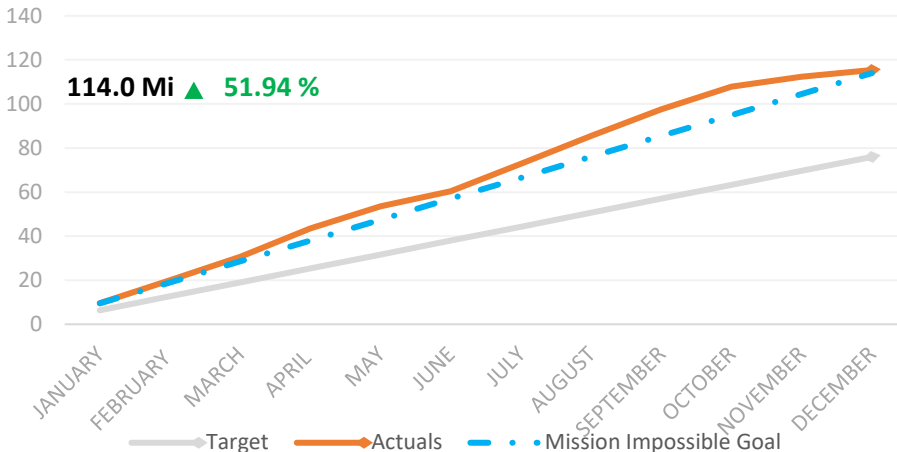


Wastewater Maintenance Update

Collection System Cleaning



Collection System CCTV

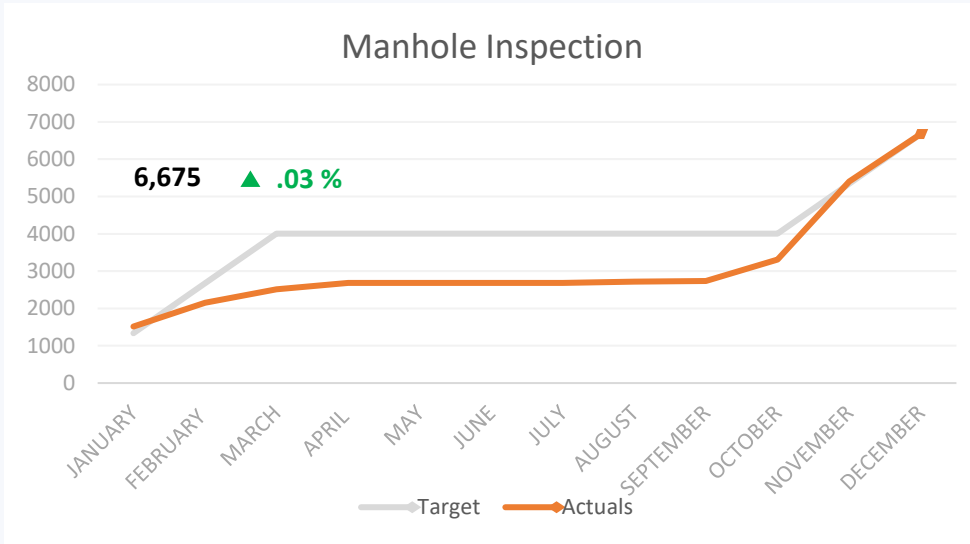


2024 Data:

- Collection System Cleaning—1.74 miles of pipe were cleaned in the month of December.
 - Mission Impossible Accomplished!
 - 1,042,272 feet of pipe cleaned!
- CCTV Inspections- 3 miles of pipe were inspected in December.
 - Mission Impossible Accomplished!
 - 601,920 feet of pipe CCTV inspected!

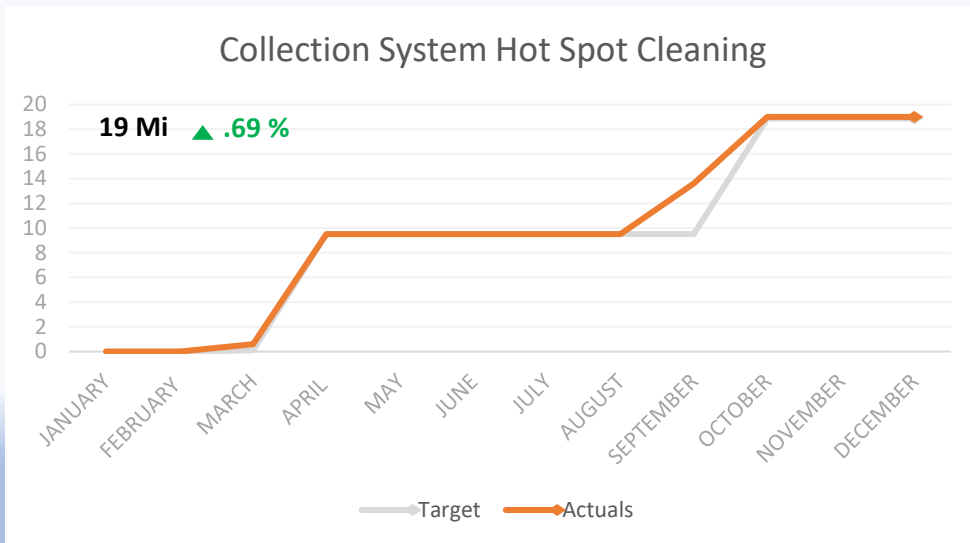


Wastewater Maintenance Update



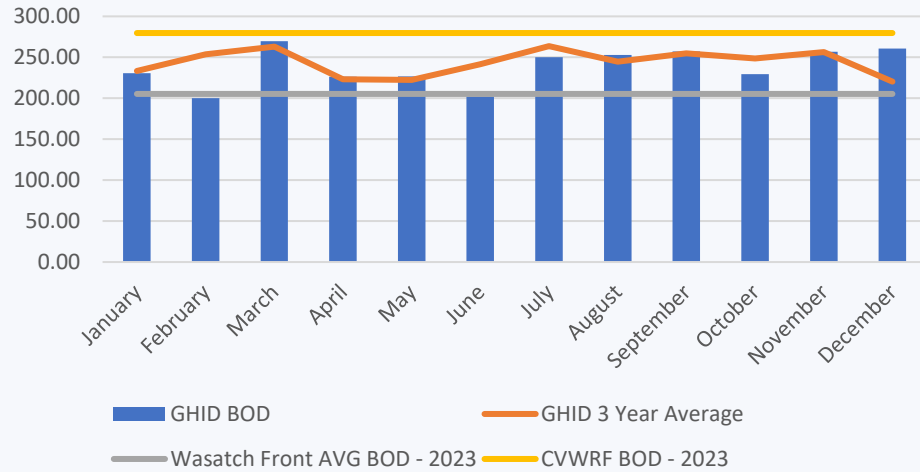
2024 Data:

- Manhole Inspections– 1,276 manholes were inspected in the month of December.
 - Mission Impossible Accomplished!
 - 6,675 manholes inspected!
- Hotspot Cleaning- Our bi-annual hotspot cleanings are complete for the 2024 year.

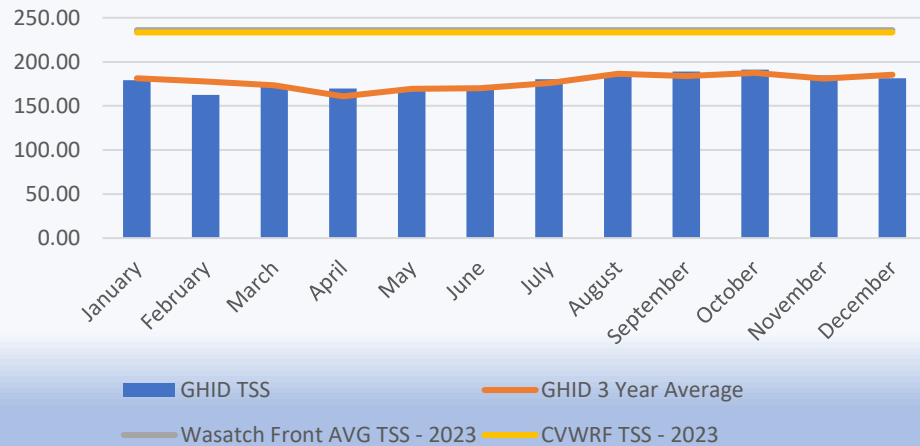


Wastewater Maintenance Update

BOD - Concentration



TSS - Concentration

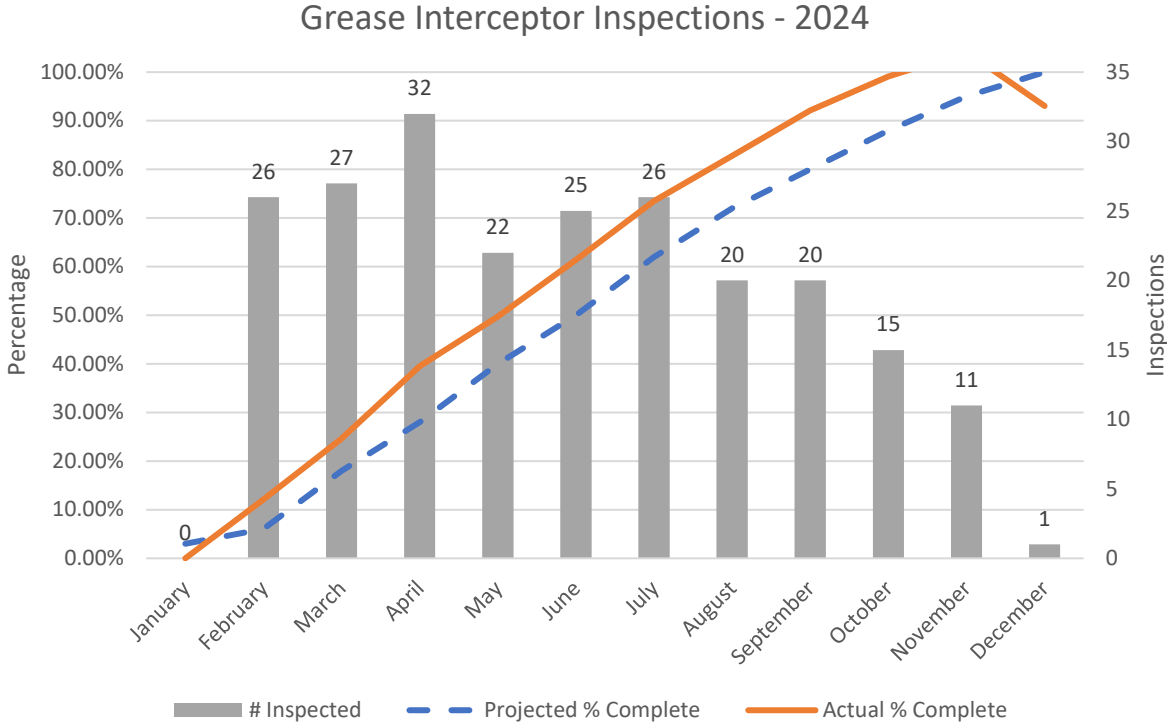


2024 Data:

- Biochemical Oxygen Demand (BOD) and Total Suspended Solids (TSS) are used to measure the overall strength of the sewer.
- The BOD/TSS numbers are an average of the results from a monthly sample.
- The surrounding areas is an annual average of BOD/TSS numbers coming from 2023 data collected from the following entities:
 - South Valley Sewer District
 - South Davis Sewer District
 - Snyderville Basin Water Reclamation Facility
 - Timpanogos Special Service District
 - Springville City



Wastewater Maintenance Update



2024 Data:

- One (1) interceptor and sampling manhole inspection was conducted in the month of December to complete the years Interceptor inspection goal.
- Fats, Oil, Grease and Solids (FOGS) program saw some turnover in the top ten percent industrial users with six (6) reducing their FOGS output and dropping out of the top 10%
- Efforts resulting in a 1% decrease in overall Biochemical Oxygen Demand (BOD).

Fleet Update



Replacement Vehicle With Crane Body, To Replace One(1) Utility Body Vehicle Based On Fleet Recommendation.

Purchase Description: During the 2025 Budget, the board approved \$77,000.00 for the purchase of one (1) new Cab and Chassis to replace an old Cab and Chassis in the fleet, as well as a new utility crane body, \$110,000.00 for the same vehicle.

- The vehicle to be replaced will be unit #50.

Request for Proposal summary and Details:

- The District requested multiple quotes from various Ford, Chevy, and Dodge dealers for the Cab and Chassis, Ken Garff Chrysler Jeep Dodge Ram West Valley came back with the low bid. The low bid was \$68,000.00. The utility crane body for the vehicle received multiple bids as well. Low bid is MTN. Land Upfitters at \$100,135.09.

**** Approval Requested: Consider approval for the purchase of one(1) Ram 5500 Cab and Chassis from Ken Garff CJDR West Valley, in the amount of \$68,000. And a crane body utility bed from MTN Land Upfitters in the amount of \$100,135.09.**

Fleet Update



Replacement Vehicle With A Water Truck, To Replace Two(2) Water Trucks Based On Fleet Recommendation.

Purchase Description: During the 2025 Budget, the board approved \$140,000.00, for the purchase of one (1) new Water Truck to replace two(2) water trucks in the fleet.

- The vehicles to be replaced will be units #13, #58.

Request for Proposal summary and Details:

- The District requested multiple quotes from various Heavy Duty Vehicle dealers for the water truck. Rush Truck Came back low bid at \$116,271.15.

**** Approval Requested: Consider approval for the purchase of one(1) International MV607, water truck from Rush Truck Centers for \$116,271.15**

Fleet Update



Replacement Vehicle With A Dump Truck, To Replace One(1) Dump Truck Based On Fleet Recommendation.

Purchase Description: During the 2025 Budget, the board approved \$185,000.00, for the purchase of one (1) new Dump Truck to replace one(1) dump truck.

- The vehicle to be replaced will be units #26.

Request for Proposal summary and Details:

- The District requested multiple quotes from various Heavy Duty Vehicle dealers for the water truck. Premier Truck Group Came back low bid at \$139,861 and Williamsen-Godwin came back at \$45,155.00.

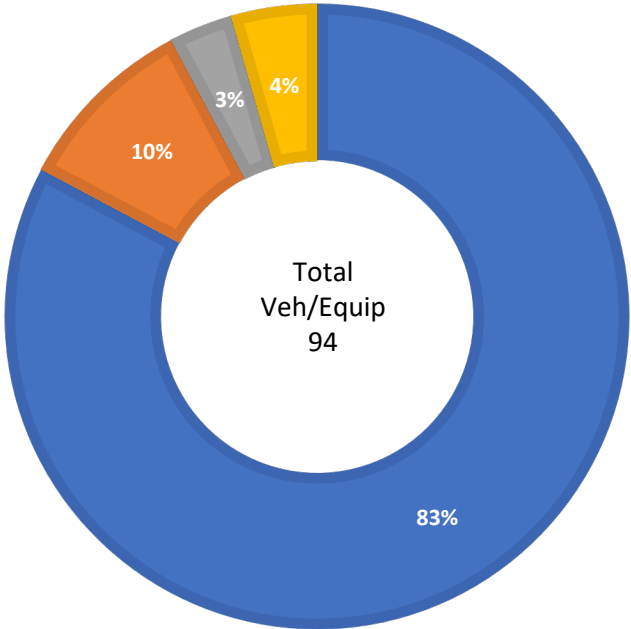
**** Approval Requested: Consider approval for the purchase of one(1) Freightliner cab and chassis, from Premier Truck Group, for \$139,861.00, and dump body from Williamsen-Godwin for \$45,155.00.**



Fleet Maintenance Update

2024 FLEET/EQUIPMENT LOS

■ Active: ■ Stopped < 24 hrs. ■ Stopped > 24 hrs. ■ Stopped > 1 week

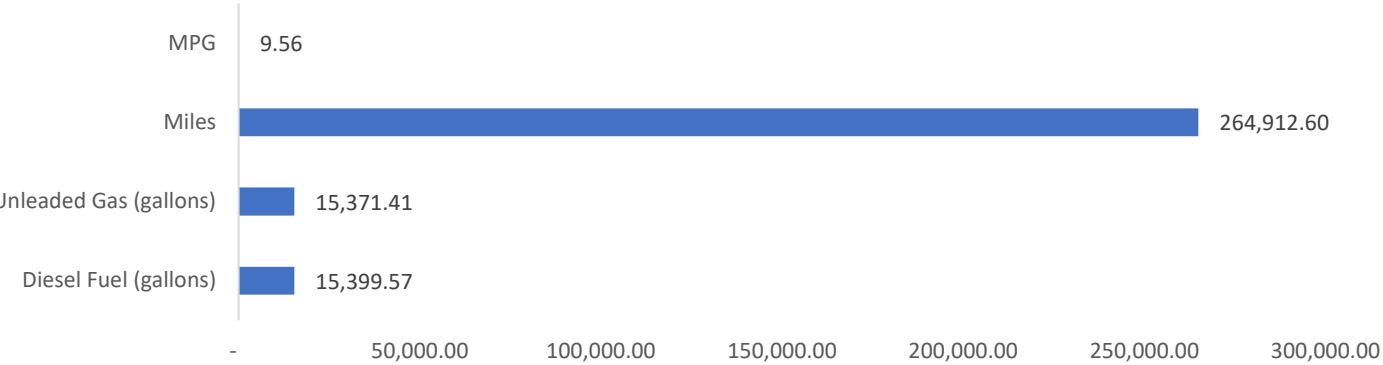


2024 Data:

- Fleet level of service (LOS). The LOS is determined by the number of vehicles/equipment and how long those vehicles/equipment were out of service for repairs at any time during the month.
- Fleet LOS are based on the following categories:
 - Active –were not out of service for repair at all for the month.
 - Stopped < 24 hrs. – were out for repair and back in service on the same day.
 - Stopped > 24 hrs. – were out for repair and not back in service that day but back in service within a week.
 - Stopped > 1 week – were out for repair or unsafe to drive for at least one week before being placed back into service.

Fleet Maintenance Update

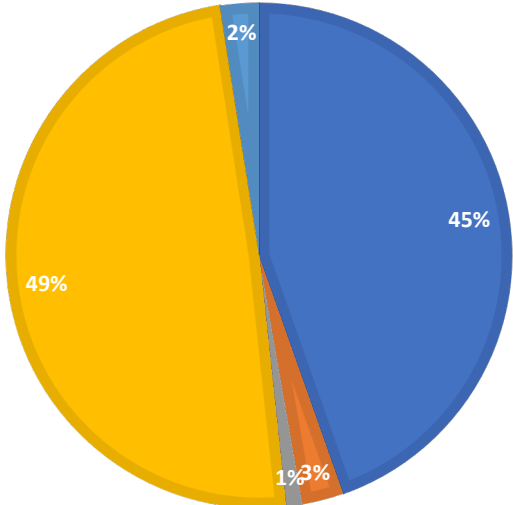
2024 Fuel Usage



	Diesel Fuel (gallons)	Unleaded Gas (gallons)	Miles	MPG
Series1	15,399.57	15,371.41	264,912.60	9.56

2024 FLEET REPAIR ALLOCATION

■ Parts ■ Tires ■ Batteries ■ Internal Labor ■ External Labor



2024 Data:

- Fuel usage shows the amount of diesel fuel used in gallons, the amount of unleaded gasoline used in gallons, the number of miles driven by all vehicles, and the overall average MPG of all vehicles.
- The Fleet repair allocations are for both vehicles and equipment. The categories demonstrate the different areas for the repair cost of the fleet.
- Fleet repair allocations are based on the following categories:
 - Parts – cost of all parts to make the repair.
 - Tires – cost of tire replacement and repairs.
 - Batteries – cost of battery replacements.
 - Internal Labor – cost for internal labor based on a shop rate of \$95/hr.
 - External Labor – cost of any labor for repairs that isn’t performed in-house.



Fleet Maintenance Update


Month	PM Hrs.	Repair Hrs.
Jan	41.50	52.90
Feb	20.00	83.90
Mar	18.00	201.50
Apr	34.00	121.50
May	36.25	78.80
Jun	8.50	54.20
Jul	21.20	54.00
Aug	20.50	81.80
Sep	15.00	27.50
Oct	33.50	137.50
Nov	49.50	90.50
Dec	14.50	56.50
Total	312.45	1,040.60
Month	PM \$	Repair \$
Jan	6,714.22	14,641.96
Feb	1,482.91	20,177.45
Mar	2,661.90	30,309.32
Apr	3,230.00	11,542.50
May	2,004.29	11,994.07
Jun	1,140.78	10,808.37
Jul	2,755.76	12,422.23
Aug	3,031.79	17,108.04
Sep	1,793.25	10,113.12
Oct	4,520.12	24,870.95
Nov	7,162.93	16,061.89
Dec	2,328.25	7,511.45
Total	38,826.20	187,561.35

2024 Data:

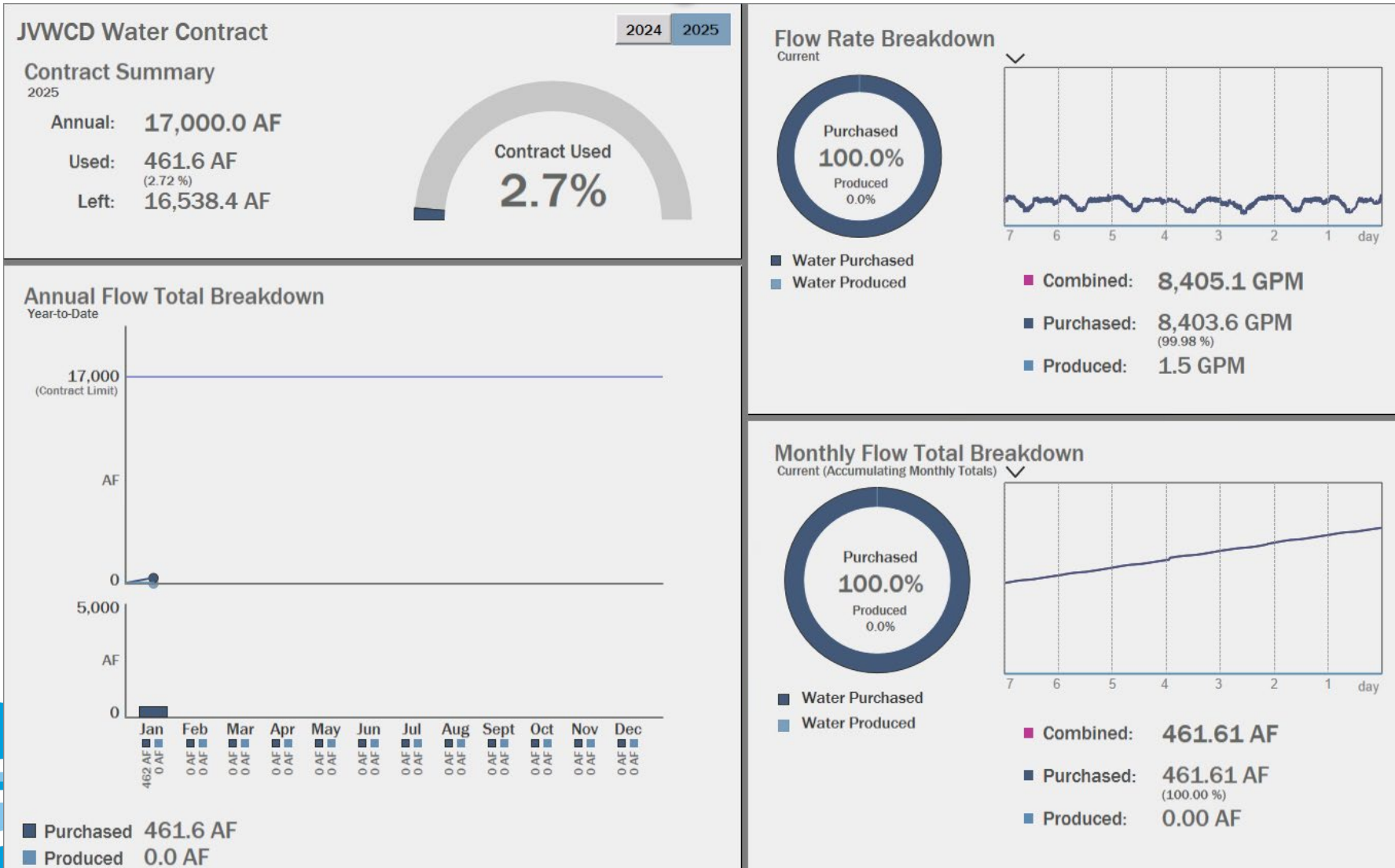
- The APWA industry standard for maintenance vs. repair costs states that Preventative maintenance should account for 30% of all maintenance and repair costs. We track all PM services and repairs by hrs. and cost to evaluate our costs against the APWA standard.



WATER SUPPLY UPDATE



January Water Supply Report



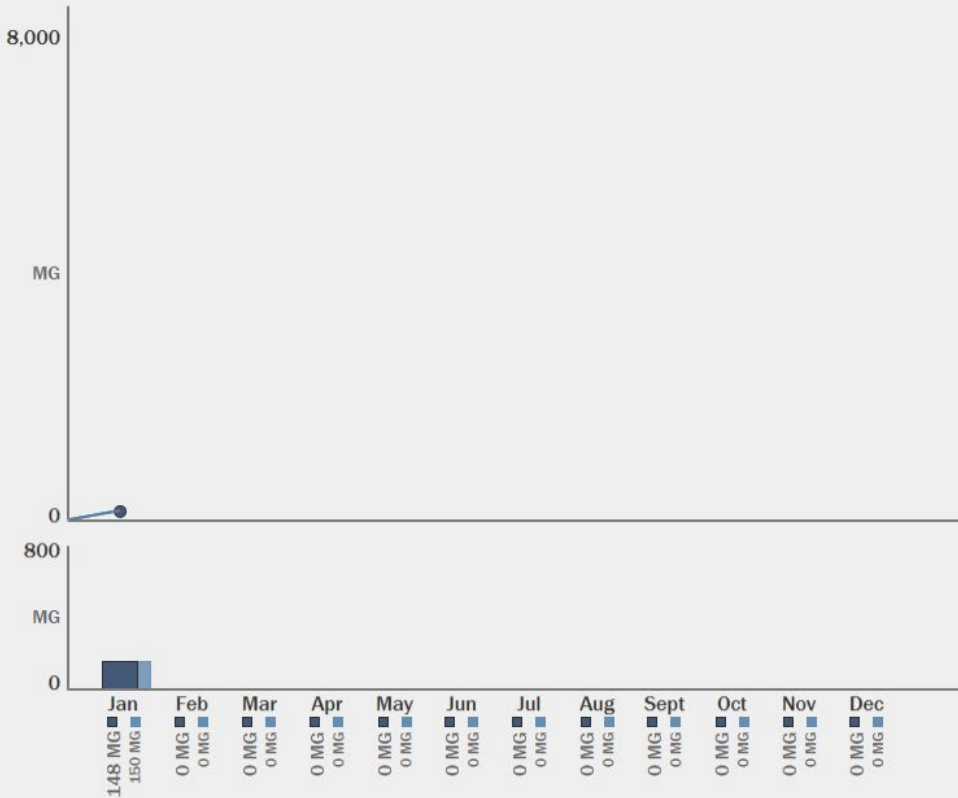
January Sewer Report

GHID Sewer Totals

2024 2025

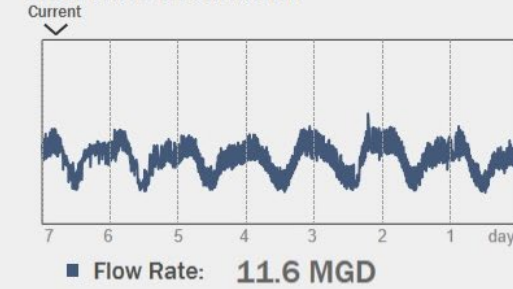
Annual Flow Total Breakdown

Year-to-Date

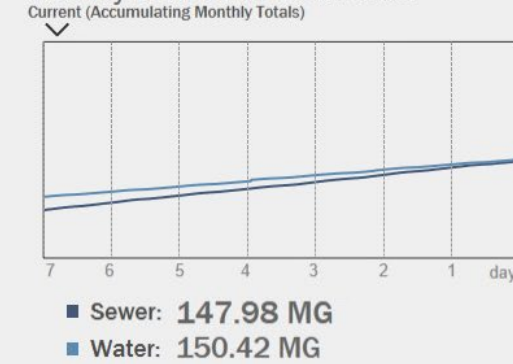


■ Sewer Total **148.0 MG**
■ Water Total **150.4 MG**

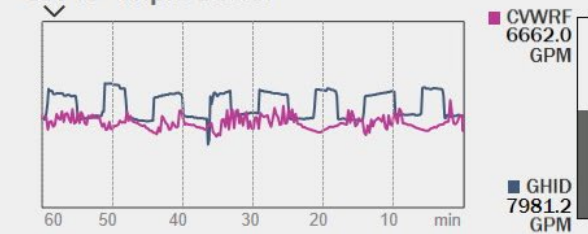
Flow Rate Breakdown



Monthly Flow Total Breakdown



CVI vs "Triple Sewer"





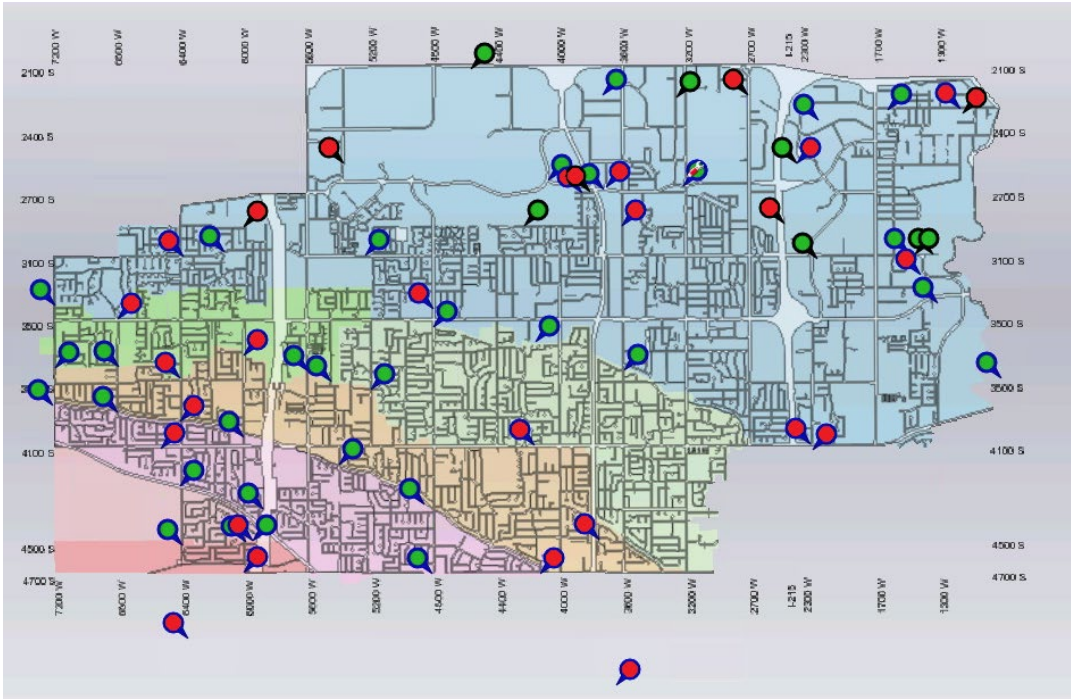
GRANGER-HUNTER
IMPROVEMENT DISTRICT

INFORMATION TECHNOLOGY APPROVAL

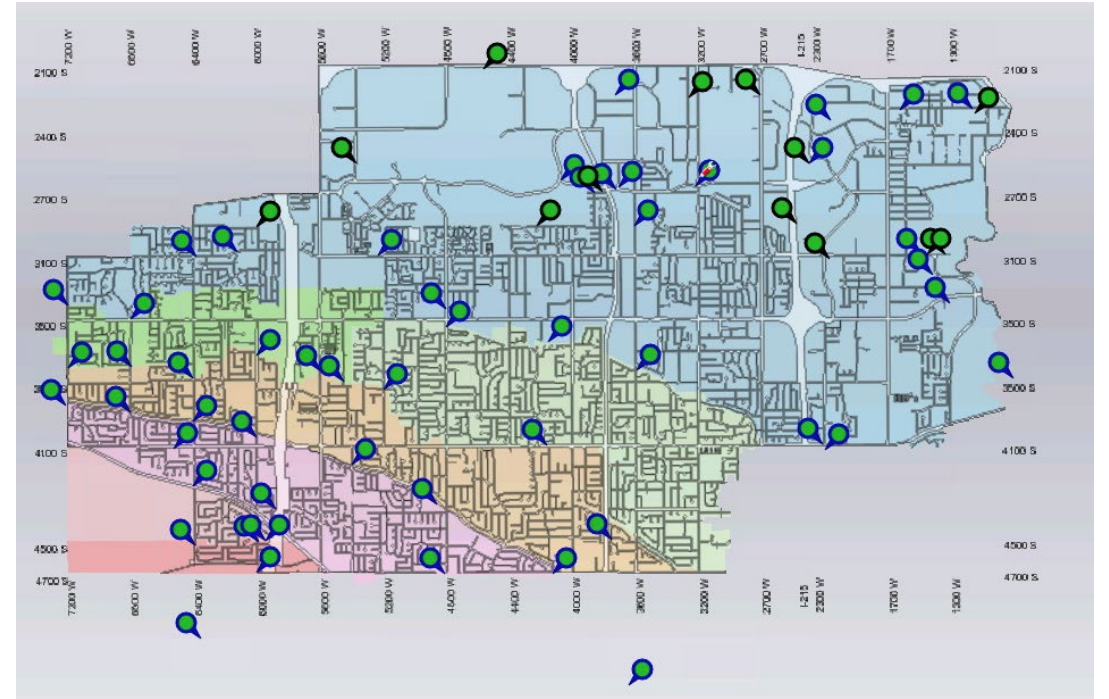
January 2025 Board Meeting

SCADA Communication

2023



2025



INFORMATION TECHNOLOGY APPROVAL

21F: SCADA Upgrades

Capital Project: SCADA Modifications/Upgrades

Project Budget (2025): \$250,000.00

Consultant: APCO, Inc.

Project Description:

Complete Phase III Communication Upgrade. Start Phase IV RTU panel upgrades and PLC replacement.


Complete Phase III of SCADA Upgrade (Radio/Comms Upgrades)

Phase out Serial 100%	Finish remaining PRV cutovers (PLC and Radio replacement). 9 PRVs remaining.
Well 14	Make an access point for Well 4
Well 4	Install communication equipment and integrate into SCADA

Continue Phase IV of SCADA Upgrade (PLC Upgrades)

Valley Downs	Red Lion replacement
Andra	Replace PLC
Armstrong	Replace PLC

Approval Requested: Consider approval of a Contract Amendment to APCO, Inc. for the 21F: SCADA Upgrades project in the amount of \$250,000.00





GRANGER-HUNTER
IMPROVEMENT DISTRICT

CAPITAL PROJECTS REPORT

January 2025 Board Meeting

INFRASTRUCTURE FUNDING OPPORTUNITIES

Funding Opportunity	Funding Agency	Cost Match	Timeline	Projects	Status
American Rescue Plan Act (ARPA) - \$1.4B to Utah	Drinking Water SRF	Up to 49% Grant Opportunity	Complete	Redwood Road Waterline Replacement, Ridgeland Pump Station Replacement	Received \$13.8 M - \$2.8M in principal forgiveness and \$11M at 0.5%
Infrastructure and Investment Jobs Act	Drinking Water SRF	Up to 49% Grant Opportunity	Complete	Redwood Road Waterline Replacement, Ridgeland Pump Station Replacement	
Clean Water State Revolving Fund (CWSRF)	Water Quality Board	Low-interest loans	TBD	Pleasant Valley Lift Station Replacement	TBD
WaterSMART Drought Response Program	Bureau of Reclamation	Up to \$5M in grants per project	Complete	Anderson TWP & Well No. 18 Drilling/Construction	Received \$5M Grant
DNR Division of Water Resources	Board of Water Resources	Used to cover match for WaterSMART	Apply by September 30.	Anderson Water Treatment Plant, Zone 1 Reservoir, Future Well No. 18, Well No. 1 Replacement	TBD
Bipartisan Infrastructure Law (BIL) for Lead Service Line Inventory - \$28M per Year for 5 Years	Utah Division of Drinking Water	Up to \$100,000 per year up to 5 years	Complete	Lead Service Line Inventory (Contractor)	Received \$100,000 with 100% principal forgiveness
Emerging Contaminants Funding (Manganese Removal)	Utah Division of Drinking Water	Requesting ~ \$2.5M	Complete	Anderson Water Treatment Plant (Wells No. 16 & 18)	Awarded \$2.5M Grant for Anderson WTP
BRIC (Building Resilient Infrastructure and Communities) Grant	FEMA	N/A	Complete	Hazard Mitigation Plan	Awarded \$119,998.99
WEEG (Water and Energy Efficiency Grant)	Bureau of Reclamation	50% or less, up to \$500,000 over 2 years	TBD	Supplement meter purchases to replace obsolete small and large meters.	TBD
Infrastructure and Investment Jobs Act (IIJA) - Community Project Funding	U.S. House of Representatives	Proposing 75/25 Split	April 2024	5400 West Pipeline	Tentatively awarded; waiting for confirmation (\$1.5M)
WaterSMART Drought Response Program	Bureau of Reclamation	Up to \$5M in grants per project	July 2024	Zone 1 Reservoir	Applying in 2025
WaterSMART Planning and Project Design	Bureau of Reclamation	Up to \$400,000 in grants per project	Complete	For 60% design for projects to be submitted for WaterSMART Drought Response Grant. Zone 1 Reservoir.	Awarded \$302,850
TOTAL GRANTS:					\$10,822,848.99

CAPITAL PROJECTS UPDATE

20A&I: 3100 South to 4100 South Redwood Road Water and Sewer Project

Capital Project: 20A-Redwood Road Sewer
20I-Redwood Road Water
Location: 3100 South to 4100 South, Redwood Road
Consultant: Bowen Collins & Associates
Contractor: Silver Spur Construction
Design Progress: 100%
Construction Progress: 85%

Project Description: Replace aging distribution piping in Redwood Road and construct a new sewer line running north to provide additional capacity for new growth. The waterline replacement will be funded by the Utah SRF and sewer line will be funded by District impact fees.

Project Update: The contractor is working on raising valves and pouring hydrant pads. The contractor will return to installing mainline this spring for the sewer along 4100 South, waterline tie-ins at 3100 South, and the Valley Fair Mall waterline feedline replacements.



Mainline Connection

20D: Kent Booster Pump Station Replacement and Tank Purchase

Capital Project: Tank Farm Booster Replacement/Tank Purchase/Energy Improvements Project
Location: 4404 South 4800 West
Consultant: Hansen, Allen & Luce
Contractor: VanCon, Inc.
Design Progress: 100%
Construction Progress: 99%

Project Description: Replacement of the existing Kent Booster Pump Station at Tank Farm (4404 South 4800 West), site piping replacements, and purchase of one existing 5 MG Jordan Valley Water tank.

Project Update: A final walkthrough took place on January 7 to review the status of the previously identified punch list items. The lead abatement work for the 5 MG tank piping has been completed, and the tank will be disinfected by District staff by mid-January. Groundwater was found seeping into the vault near the 5 MG tank. This issue will be addressed by the contractor through a change order. The site is currently operating under a temporary operating permit, with the final operating permit expected to be obtained within the next month.



Kent Booster Pump Station Building

CAPITAL PROJECTS UPDATE

21F: SCADA Modernization Project

Capital Project: SCADA Modifications/Upgrades
Location: Various Sites
Consultant: APCO, Inc.

Project Description: Upgrades and modifications to the District's existing Supervisory Control and Data Acquisition (SCADA) system. This project will modernize the AVEVA System by adding object-based tags and creating high-performance graphics, along with upgrading aging and obsolete hardware.

Project Update: APCO has completed the 2024 scope of work. District staff to obtain board approval for APCO to proceed with the 2025 scope of work.

23D: Acord Reservoir Repairs & Recoating

Capital Project: Well No. 12 Reservoir
Location: 1500 W 3100 S
Consultant: Infinity Corrosion Group
Contractor: Viking Industrial Painting (VIP)
Design Progress: 100%
Construction Progress: 5%

Project Description: Structural repairs and recoating of the 2 MG steel reservoir.

Project Update: VIP's steel subcontractor has mobilized to the project site on Jan. 8th and has begun working on the tear down of the reservoir's roof rafters.



Acord Reservoir Tank

CAPITAL PROJECTS UPDATE

23I: Anderson Water Treatment Plant

Capital Project: Anderson Treatment Plant
 Location: 1629 W 2320 S
 Consultant: J-U-B Engineers
 Contractor: Nelson Brothers Construction
 Design Progress: 100%
 Construction Progress: 0%

Project Description: Water Treatment Plant at the Well No. 16 site to remove manganese/iron/ammonia from Well No. 16 and future Well No. 18, partially funded by Bureau of Reclamation and DDW Emerging Contaminants Grants.

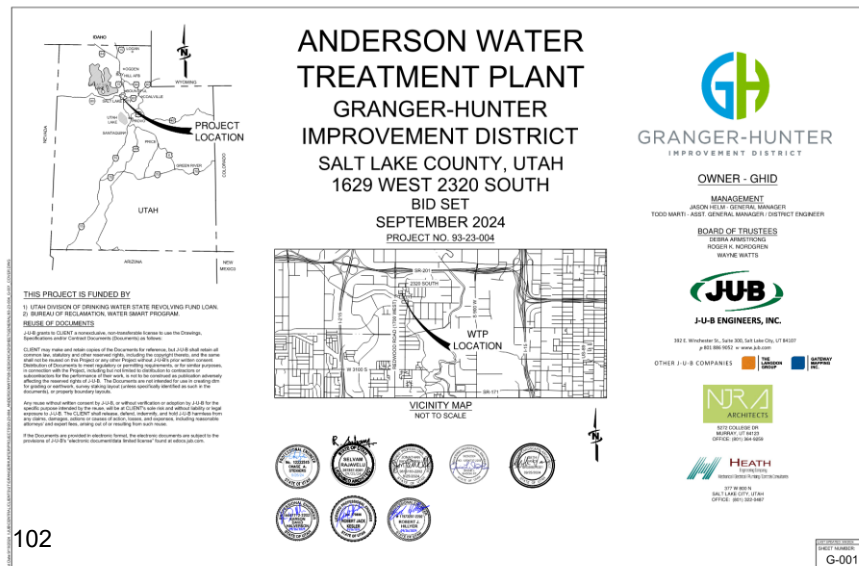
Project Update: Contractor and J-U-B are finalizing all the required contract documents and planning a Preconstruction meeting in the coming weeks.

23L: Well No. 18 Drilling & Development

Capital Project: Well No. 18
 Location: 2305 South 1130 West
 Consultant: Hansen, Allen & Luce
 Contractor: Boart Longyear (Drilling)
 Widdison Well Services (Development)
 Design Progress: 100%
 Construction Progress: 70%

Project Description: Drilling of new Well No. 18 near Well No. 16 as part of the Anderson Water Treatment Plant.

Project Update: The well has been properly capped off and Boart Longyears contract is substantially complete. Widdison Well Services has started mobilizing equipment to the site and will begin development shortly.



ANDERSON WATER TREATMENT PLANT
 GRANGER-HUNTER IMPROVEMENT DISTRICT
 SALT LAKE COUNTY, UTAH
 1629 WEST 2320 SOUTH
 BID SET
 SEPTEMBER 2024
 PROJECT NO. 93-23-004

OWNER - GHID
 MANAGEMENT
 JASON BELL, GENERAL MANAGER
 TODD WARTY, ASST. GENERAL MANAGER, DISTRICT ENGINEER

BOARD OF TRUSTEES
 BRUCE BRIDGES
 ROGER A. NORDGREN
 WAYNE WATTS

JUB
 J-U-B ENGINEERS, INC.
 312 E. WINDHAM ST., SUITE 300, SALT LAKE CITY, UT 84103
 408.560.9000 or 408.560.9001

OTHER J-U-B COMPANIES

NRA
 ADVISORS
 6075 COLUMBIA DR.
 HERRING, UT 84003
 OFFICE: 407.740.8800

HEATH
 ENGINEERS
 107 W. 800 S.
 SALT LAKE CITY, UT 84103
 OFFICE: 801.333.8887

102

G-001



Well Capped Off

CAPITAL PROJECTS UPDATE

23L-1: Well No. 18 Equipping

Capital Project:	Well No. 18
Location:	2305 South 1130 West
Consultant:	Hansen, Allen & Luce
Contractor:	TBD
Design Progress:	25%
Construction Progress:	0%

Project Description: Drilling of new Well No. 18 near Well No. 16 as part of the Anderson Water Treatment Plant.

Project Update: Design is underway. The 30% design package will be submitted within the next week.

23V: Decker Main WWPS Emergency Repairs

Capital Project:	N/A
Location:	2900 S I-215
Consultant:	GHID Staff (Vault) Bowen, Collins, & Associates (Header Replacement) Infinity Corrosion Group (Header Improvements)
Contractor:	TBD
Design Progress:	90%
Construction Progress:	100% (Vault) 0% (Discharge Header)

Project Description: Replace coupler and valves in vault and discharge header at the Decker Main Wastewater Pump Station.

Project Update: The condition assessment of the header piping is complete. The assessment indicates localized deterioration, which allows for an exterior structural repair wrap. A bid package for the structural repair work will be posted to U3P within the next week. The exterior structural repair work will be an effective long-term alternative to the costly replacement of the header piping.



Scaffold Setup

CAPITAL PROJECTS UPDATE

23W: Acord Booster Pump Flooring and Painting

Capital Project:	N/A
Location:	1490 W 3100 S
Consultant:	GHID Staff
Contractor:	Corrio Construction
Design Progress:	100%
Construction Progress:	30%

Project Description: Epoxy paint the flooring and paint doors.


Project Update: Contractor has suspended work until actuator valves are in stock.

24E: Fire Hydrant Replacement Project

Capital Project:	Fire Hydrant Replacements
Location:	Various Sites
Consultant:	GHID Staff
Contractor:	HydroVac Excavating, LLC.
Design Progress:	100%
Construction Progress:	60%

Project Description: Replacement of fire hydrants that no longer operate properly and have reached their useful life.

Project Update: Project resumed on Nov. 20th, 2024, and has been moving along very nicely. Over half the hydrants have been replaced and the contractor has been installing 2 hydrants daily starting at the beginning of 2025. We anticipate all hydrants being installed by early February.



New hydrant on Lampert Lane



New hydrant and valve on Mock Orange Drive

CAPITAL PROJECTS UPDATE

24G: Lift Station Pump Replacement

Capital Project:	2024 Lift Station Pump Replacement
Location:	Various Sites
Consultant:	GHID Staff
Contractor:	TBD
Design Progress:	N/A
Construction Progress:	0%

Project Description: Purchase and replace Lift Station Pumps throughout the District.

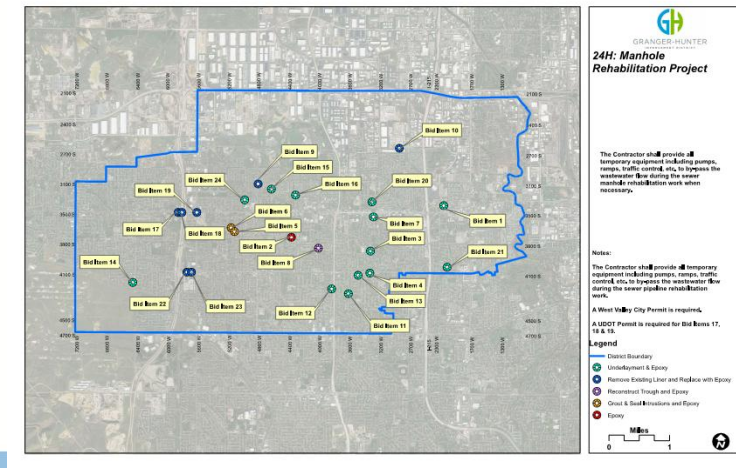
Project Update: East Rec is complete, waiting for Armstrong WWPS pumps to be re-delivered after inspection due to potential shipping damage.

24H: Manhole Rehabilitation Project

Capital Project:	2023 Sewer Lining & Manhole Rehabilitation
Location:	Various Manholes
Consultant:	GHID Staff
Contractor:	Don Calvert Painting & Special Coatings
Design Progress:	100%
Construction Progress:	100%

Project Description: Rehabilitate existing sanitary sewer collection system manholes by repairing cracks, deteriorating concrete, and removing existing liners that are failing and applying an epoxy coating liner to stop leaks and add structural integrity.

Project Update: Project was substantially completed on Dec. 21st, 2024. We are satisfied with the results of the project.



24K: 6400 W 3100 S Anderson Line Repairs

Capital Project: N/A
 Location: 6400 W 3100 S
 Consultant: PSOMAS
 Contractor: TBD
 Design Progress: 100%
 Construction Progress: 0%

Project Description: Repair of 24-inch Steel Cylindrical Concrete Pipe with HDPE.

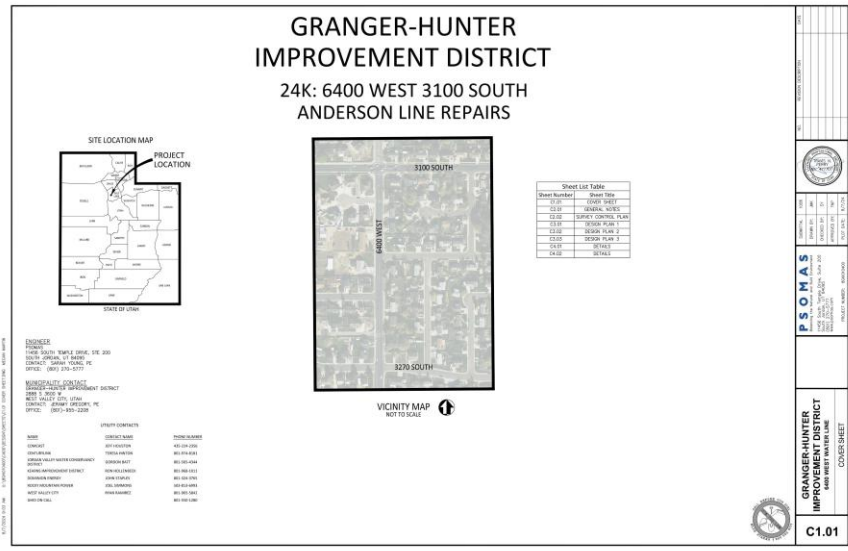
Project Update: A preconstruction meeting was held on December 17, 2024. It is anticipated that the project will begin in mid-March 2025.

24L: Large Meter Vault Replacement

Capital Project: Large Meter Replacements
 Location: Various Locations
 Consultant: GHID Staff
 Contractor: TBD
 Design Progress: 20%
 Construction Progress: 0%

Project Description: Replacement of various meter vaults throughout the District that have larger than 2-inch services.

Project Update: Project is currently being designed.



CAPITAL PROJECTS UPDATE

24N: Well No. 16 Redevelopment

Capital Project:	Well No. 1 Redevelopment
Location:	1285 W 2320 S
Consultant:	CRS Engineers
Contractor:	TBD
Design Progress:	25%
Construction Progress:	0%

Project Description: Redevelopment of Well No. 16 ahead of the Anderson WTP construction.

Project Update: Due to scheduling conflicts and site restrictions with the Anderson WTP project construction, we have decided to postpone the well redevelopment until the Anderson WTP project is completed.

24P: 2200 West PRV Replumb Project

Capital Project:	-
Location:	4100 S 2200 W
Consultant:	GHID Staff
Contractor:	TBD
Design Progress:	100%
Construction Progress:	0%

Project Description: The plumbing in the PRV/meter vault shared by both GHID and Jordan Valley Water Conservancy District (JVWCD) has corroded and reached its useful life. This is a joint project between GHID and JVWCD to replace the existing GHID pressure-reducing valve, JVWCD meter, piping and other appurtenances located in the vault.

Project Update: The preconstruction meeting was held on January 14, 2025. It is anticipated that work will begin the first part of March.



Existing Condition of Vault

CAPITAL PROJECTS UPDATE

24R: Bangerter Highway @ 4700 South

Capital Project:	-
Location:	Bangerter Highway @ 4700 South
Project Budget:	-
Consultant:	UDOT Design-Build Team Franson Civil Engineers (CM Services)
Contractor:	RLW/Clyde
Design Progress:	100%
Construction Progress:	100%

Project Description: Relocation of a 12” waterline in 4700 South due to the new grade-separated interchange with Bangerter Highway.

Project Update: The connections to existing mains and laterals have been made. The project is complete, and the relocated waterline is now in service.

25A: Pleasant Valley Lift Station

Capital Project:	Pleasant Valley Lift Station
Location:	1658 West 2920 South
Project Budget:	\$700,000.00
Consultant:	TBD
Contractor:	TBD
Design Progress:	0%
Construction Progress:	0%

Project Description: The existing Pleasant Valley Lift Station is nearly 50 year old and has reached its useful life and needs to be replaced.

Project Update: As part of the District’s procurement process to select a qualified firm for the design of the Wastewater Pump Station, a Request for Statement of Qualifications was posted on U3P in early December, with submissions due by December 24, 2024. The Statement of Qualifications from interested engineering firms are being evaluated by a committee, and a recommendation for award will be presented at the February Board Meeting.

CAPITAL PROJECTS UPDATE

25D: Zone 1 Reservoir

Capital Project:	23T: Zone 1 Reservoir
Location:	4700 South 6400 West
Project Budget:	\$650,000
Consultant:	TBD
Contractor:	-
Design Progress:	-
Construction Progress:	-

Project Description: Design and construction of a 3 MG buried concrete reservoir to provide water storage for pressure Zone 1.

Project Update: The District was recently awarded a Bureau of Reclamation WaterSMART Design Grant to fund part of the design of this project. See Infrastructure Funding Opportunities table.

As part of the District’s procurement process to select a qualified firm for the design of the concrete reservoir, a Request for Statement of Qualifications was posted on U3P in early January, with submissions due by January 23. The Statement of Qualifications from interested engineering firms will be evaluated by a committee, and a recommendation for award will be presented at the February Board Meeting.

25E: Sewer Rehabilitation Project

Capital Project:	2025 Sewer Lining & Manhole Rehabilitation
Location:	Various Locations
Project Budget:	\$1,210,000
Consultant:	In-House Design
Contractor:	-
Design Progress:	50%
Construction Progress:	-

Project Description: Install Cured-In-Place Pipe (CIPP) liners through sanitary sewers to help improve the sewer main structurally and reduce Inflow and Infiltration (I&I) which will increase capacity throughout the sewer system.

Project Update: GHID staff is working to identify sewer mains that are in poor condition and/or shown to have elevated levels of I&I to add to the Project Manual that will go out to bid.



CIPP liner being installed into a sewer main

25F: Fire Hydrant Replacement Project

Capital Project:	Fire Hydrant Replacements
Location:	Various Locations
Project Budget:	\$500,000
Consultant:	In-House Design
Contractor:	-
Design Progress:	25%
Construction Progress:	-

Project Description: Replacement of fire hydrants that no longer operate properly and have reached the end useful life and/or no longer have replacement parts available to order.

Project Update: GHID staff working together to prepare Project Manual that will go out to bid.



Hydrant on Mock Orange Drive
prior to new installation

SMALL PROJECTS UPDATE

Well No. 4 Study

Small Project:	Well No. 4 Water Quality and Rehabilitation Study
Location:	3643 W Teaberry Drive (5300 S)
Consultant:	J-U-B Engineers
Study Progress:	95%
Construction Progress:	N/A

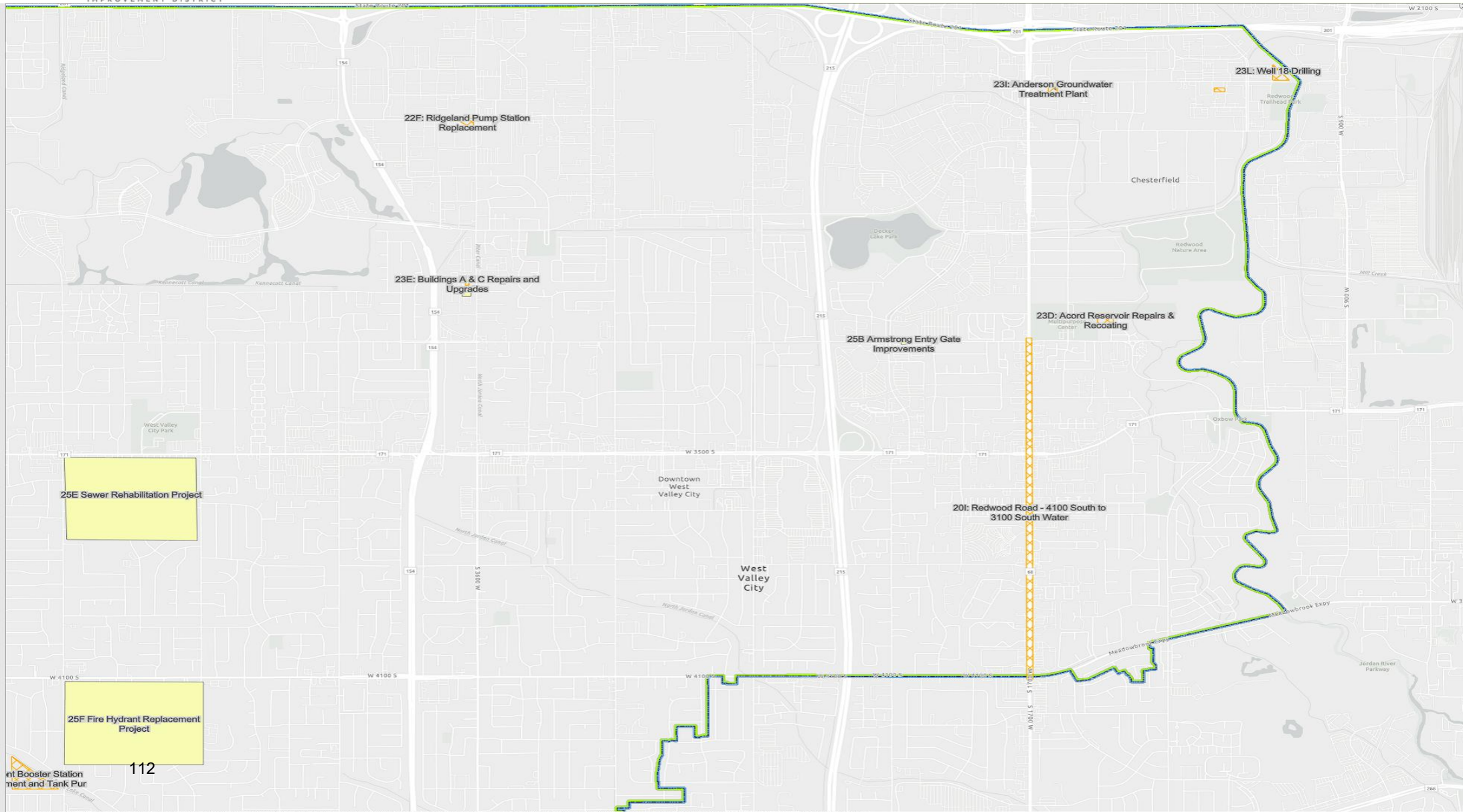
Project Description: A study for Well No. 4 and Booster Pump Station to determine rehabilitation options.

Project Update: The consultant is in the final stages of evaluating water treatment options.



GRANGER-HUNTER
IMPROVEMENT DISTRICT

CAPITAL PROJECTS MAP



- 20D: Kent Booster Station Replacement and Tank Pur
- 20I: Redwood Road - 4100 South to 3100 South Water
- 22F: Ridgeland Pump Station Replacement
- 23D: Acord Reservoir Repairs & Recoating
- 23E: Buildings A & C Repairs and Upgrades
- 23G: Chesterfield & Warner Exhaust Upgrades
- 23I: Anderson Groundwater Treatment Plant
- 23L: Well 18 Drilling
- 24E Fire Hydrant Replacement Project
- 24K: Anderson Line Repairs
- 24N: Well No. 16 Redevelopment
- 25A Pleasant Valley WWPS
- 25B Armstrong Entry Gate Improvements
- 25C Utility Network GIS Implementation
- 25D Zone 1 Reservoir
- 25E Sewer Rehabilitation Project
- 25F Fire Hydrant Replacement Project

nt Booster Station
ment and Tank Pur
112



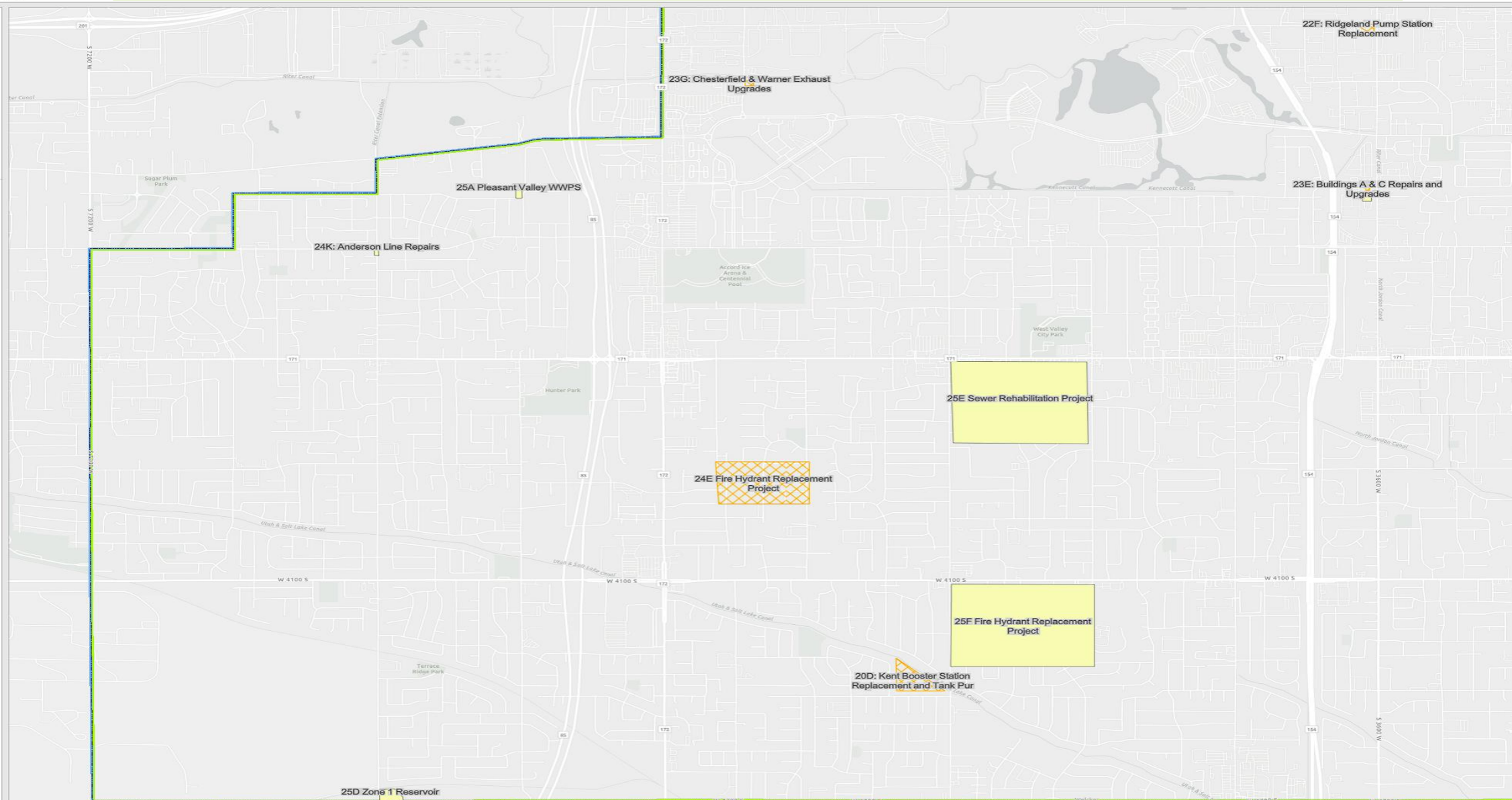
CAPITAL PROJECTS MAP

Capital Projects - Current

- CIP Status
 - Under Design
 - Constructed
 - Designed
 - Finished
 - Planning
 - Under Construction
 - others

Boundary

- GHID Boundary





Project Activity vs Budget Report By Project Number

Date Range: 01/01/2024 - 12/31/2024

Project Number	Project Name	Group	Project Type	Status					
20A	REDWOOD ROAD SEWERLINE PROJECT	CAP EX	WASTEWATER	Active					
Expenses					Date Range	Beginning		Ending	Budget
Account Key	Account Name	Encumbrances	Total Budget	Budget	Balance	Total Activity	Balance	Remaining	
20ACONSTMGMT	REDWOOD RD SEWER CONSTR...	18,715.00	18,715.00	0.00	0.00	0.00	0.00	0.00	0.00
20ACONSTRUCTION	REDWOOD RD SEWER CONSTR...	798,079.16	1,680,801.00	882,721.00	0.00	71,875.84	71,875.84	810,846.00	
20ADESIGN	DESIGN	0.00	136,311.40	87,279.00	131,311.98	0.00	131,311.98	4,999.42	
20AINSPECTION	REDWOOD RD SEWER SUPPLE...	6,241.50	58.50	0.00	58.50	0.00	58.50	-6,241.50	
20APERMITS	PERMITS	0.00	6,242.00	0.00	0.00	0.00	0.00	6,242.00	
Total Expenses:		823,035.66	1,842,127.90	970,000.00	131,370.48	71,875.84	203,246.32	815,845.92	
20A Total:		823,035.66	1,842,127.90	970,000.00	131,370.48	71,875.84	203,246.32	815,845.92	
20B	RUSHTON WATER TREATMENT PLANT	CAP EX	WATER	Active					
Expenses					Date Range	Beginning		Ending	Budget
Account Key	Account Name	Encumbrances	Total Budget	Budget	Balance	Total Activity	Balance	Remaining	
20BCONSTMGMT	CONSTRUCTION MANAGEMENT	0.00	900,867.46	63,000.00	837,867.46	62,436.92	900,304.38	563.08	
20BCONSTRUCTION	CONSTRUCTION	0.00	10,443,797.01	57,000.00	10,386,797.01	56,825.84	10,443,622.85	174.16	
20BEASEMENT	EASEMENTS	0.00	38,580.00	0.00	38,580.00	0.00	38,580.00	0.00	
20BUTILITYWORK	3RD PARTY UTILITY WORK	0.00	386.56	0.00	386.56	0.00	386.56	0.00	
Total Expenses:		0.00	11,383,631.03	120,000.00	11,263,631.03	119,262.76	11,382,893.79	737.24	
20B Total:		0.00	11,383,631.03	120,000.00	11,263,631.03	119,262.76	11,382,893.79	737.24	
20D	KENT PUMP STATION REPLACEMENT ...	CAP EX	WATER	Active					
Expenses					Date Range	Beginning		Ending	Budget
Account Key	Account Name	Encumbrances	Total Budget	Budget	Balance	Total Activity	Balance	Remaining	
20DCHANGEORDER	CONSTRUCTION CHANGE ORD...	55,029.00	236,000.00	236,000.00	0.00	180,506.31	180,506.31	464.69	
20DCONSTMGT	20D CONSTRUCTION MANAG...	81,230.70	584,733.25	447,000.00	190,840.80	224,109.52	414,950.32	88,552.23	
20DCONSTRUCTION	CONSTRUCTION	78,399.63	14,461,545.05	3,917,500.00	10,543,345.05	5,352,492.10	15,895,837.15	-1,512,691.73	
20DDESIGNCONTRACT	20D DESIGN CONTRACT	0.00	8,580.55	0.00	8,580.55	0.00	8,580.55	0.00	
20DPERMITS/EASEMENTS	PERMITS & EASEMENTS	0.00	55,000.00	49,000.00	6,700.00	35,710.00	42,410.00	12,590.00	
20DTANKPURCHASE	TANK PURCHASE	0.00	1,520,665.00	0.00	1,520,665.00	0.00	1,520,665.00	0.00	
Total Expenses:		214,659.33	16,866,523.85	4,649,500.00	12,270,131.40	5,792,817.93	18,062,949.33	-1,411,084.81	
20D Total:		214,659.33	16,866,523.85	4,649,500.00	12,270,131.40	5,792,817.93	18,062,949.33	-1,411,084.81	
20E	PIONEER WWPS REPLACEMENT	CAP EX	WASTEWATER	Active					
Expenses					Date Range	Beginning		Ending	Budget
Account Key	Account Name	Encumbrances	Total Budget	Budget	Balance	Total Activity	Balance	Remaining	
20ECONSTMGT	CONSTRUCTION MANAGEMENT	0.00	165,992.90	15,000.00	150,905.74	8,613.50	159,519.24	6,473.66	

Project Activity vs Budget Report

Date Range: 01/01/2024 - 12/31/2024

Project Number	Project Name	Group	Project Type	Status					
20ECONSTRUCTION	CONSTRUCTION		0.00	3,617,211.16	19,000.00	3,598,298.32	-16,560.68	3,581,737.64	35,473.52
20ESCADA	PIONEER WWPS SCADA WORK		0.00	23,726.70	0.00	23,726.70	0.00	23,726.70	0.00
Total Expenses:			0.00	3,806,930.76	34,000.00	3,772,930.76	-7,947.18	3,764,983.58	41,947.18
20E Total:			0.00	3,806,930.76	34,000.00	3,772,930.76	-7,947.18	3,764,983.58	41,947.18

[20I](#) REDWOOD ROAD WATERLINE PROJECT CAP EX WATER Active

Expenses	Account Key	Account Name	Encumbrances	Total Budget	Date Range Budget	Beginning Balance	Total Activity	Ending Balance	Budget Remaining
20ICHANGEORDERS		REDWOOD RD WATER CHANGE...	0.00	5,100.00	5,100.00	0.00	5,085.00	5,085.00	15.00
20ICONSTMGMT		REDWOOD RD WATER CONST...	89,354.25	222,489.25	203,000.00	19,489.25	28,399.50	47,888.75	85,246.25
20ICONSTRUCTION		REDWOOD RD WATERLINE CO...	1,493,253.55	11,881,545.53	7,145,528.65	4,216,016.88	5,920,774.57	10,136,791.45	251,500.53
20IDESIGN		DESIGN	0.00	259,513.16	0.00	63,354.79	0.00	63,354.79	196,158.37
20IINSPECTION		REDWOOD RD WATER SUPPLE...	25,017.50	620.00	0.00	620.00	56,502.50	57,122.50	-81,520.00
20IPI		REDWOOD RD PUBLIC INVOLV...	4,933.44	67,267.06	50,000.00	17,267.06	27,133.95	44,401.01	17,932.61
Total Expenses:			1,612,558.74	12,436,535.00	7,403,628.65	4,316,747.98	6,037,895.52	10,354,643.50	469,332.76
20I Total:			1,612,558.74	12,436,535.00	7,403,628.65	4,316,747.98	6,037,895.52	10,354,643.50	469,332.76

[21F](#) SCADA MASTER PLAN CAP EX FACILITIES Active

Expenses	Account Key	Account Name	Encumbrances	Total Budget	Date Range Budget	Beginning Balance	Total Activity	Ending Balance	Budget Remaining
21FCONTRACT		CONTRACT	90,504.60	621,009.27	176,000.00	194,349.27	85,704.18	280,053.45	250,451.22
21FPRVPANELS		PRV PANELS	61,775.41	195,000.00	195,000.00	0.00	132,388.45	132,388.45	836.14
21FWIN911		WIN911 SOFTWARE	0.00	0.00	0.00	660.00	0.00	660.00	-660.00
Total Expenses:			152,280.01	816,009.27	371,000.00	195,009.27	218,092.63	413,101.90	250,627.36
21F Total:			152,280.01	816,009.27	371,000.00	195,009.27	218,092.63	413,101.90	250,627.36

[22F](#) RIDGELAND PUMP STATION REPLAC... CAP EX WATER Active

Expenses	Account Key	Account Name	Encumbrances	Total Budget	Date Range Budget	Beginning Balance	Total Activity	Ending Balance	Budget Remaining
22FCHANGEORDER		CONSTRUCTION CHANGE ORD...	167.11	173,368.33	42,225.00	131,143.33	30,608.55	161,751.88	11,449.34
22FCONSTMGMT		CONSTRUCTION MANAGEMENT	0.00	136,825.29	50,000.00	86,825.29	64,417.71	151,243.00	-14,417.71
22FCONSTMGMTAMEND		22F CONSTRUCTION MANAGE...	14,976.67	43,000.00	43,000.00	0.00	25,853.33	25,853.33	2,170.00
22FCONSTRUCTION		CONSTRUCTION	3,465.48	2,939,832.45	1,827,275.00	1,112,557.45	1,818,479.47	2,931,036.92	5,330.05
22FDESIGN		DESIGN	0.00	328,056.46	0.00	328,056.46	0.00	328,056.46	0.00
22FPERMITS		WVC PERMIT FEES	0.00	1,767.00	0.00	1,767.00	0.00	1,767.00	0.00
Total Expenses:			18,609.26	3,622,849.53	1,962,500.00	1,660,349.53	1,939,359.06	3,599,708.59	4,531.68
22F Total:			18,609.26	3,622,849.53	1,962,500.00	1,660,349.53	1,939,359.06	3,599,708.59	4,531.68

[22H](#) WATER INNOVATION & METER TESTI... CAP EX FACILITIES Active

Expenses	Account Key	Account Name	Encumbrances	Total Budget	Date Range Budget	Beginning Balance	Total Activity	Ending Balance	Budget Remaining
22HCONSTRUCTION		CONSTRUCTION	0.00	138,879.66	0.00	138,879.66	0.00	138,879.66	0.00

Project Activity vs Budget Report

Date Range: 01/01/2024 - 12/31/2024

Project Number	Project Name	Group	Project Type	Status					
	22HCONSTRUCTIONBATH	WATER INNOVATION CENTER ...	14,435.00	15,000.00	15,000.00	0.00	0.00	0.00	565.00
		Total Expenses:	14,435.00	153,879.66	15,000.00	138,879.66	0.00	138,879.66	565.00
		22H Total:	14,435.00	153,879.66	15,000.00	138,879.66	0.00	138,879.66	565.00

[23C](#)

Expenses		Account Name	Encumbrances	Total Budget	Date Range Budget	Beginning Balance	Total Activity	Ending Balance	Budget Remaining
		WELL NO. 1 CHLORINATOR			WATER	Active			
		23C DESIGN	0.00	30,700.00	0.00	30,700.00	0.00	30,700.00	0.00
		23CCHANGEORDER	0.00	8,000.00	8,000.00	0.00	7,852.68	7,852.68	147.32
		23CONSTMGMT	0.00	23,069.50	10,000.00	13,069.50	3,530.50	16,600.00	6,469.50
		23CONSTRUCTION	0.00	541,380.00	196,500.00	344,880.00	157,581.16	502,461.16	38,918.84
		Total Expenses:	0.00	603,149.50	214,500.00	388,649.50	168,964.34	557,613.84	45,535.66
		23C Total:	0.00	603,149.50	214,500.00	388,649.50	168,964.34	557,613.84	45,535.66

[23D](#)

Expenses		Account Name	Encumbrances	Total Budget	Date Range Budget	Beginning Balance	Total Activity	Ending Balance	Budget Remaining
		ACORD RESERVOIR REPAIR & RECOAT...			WATER	Active			
		23DCONSTAMEND	0.00	0.00	0.00	0.00	0.00	0.00	0.00
		23DCONSTMGMT	60,228.96	127,091.00	81,000.00	0.00	9,161.86	9,161.86	57,700.18
		23DCONSTRUCTION	1,002,664.00	1,935,498.00	1,080,000.00	0.00	15,066.00	15,066.00	917,768.00
		23DDESIGN	4,340.55	65,658.22	35,000.00	27,403.22	6,756.23	34,159.45	27,158.22
		Total Expenses:	1,067,233.51	2,128,247.22	1,196,000.00	27,403.22	30,984.09	58,387.31	1,002,626.40
		23D Total:	1,067,233.51	2,128,247.22	1,196,000.00	27,403.22	30,984.09	58,387.31	1,002,626.40

[23E](#)

Expenses		Account Name	Encumbrances	Total Budget	Date Range Budget	Beginning Balance	Total Activity	Ending Balance	Budget Remaining
		BUILDINGS A B & C UPGRADES AND ...			FACILITIES	Active			
		23EBLDGACHANGEORDER	1,985.00	31,120.00	31,120.00	0.00	28,874.40	28,874.40	260.60
		23EBLDGACONSTAMEND	0.00	770.00	770.00	0.00	770.00	770.00	0.00
		23EBLDGADESIGNAMEND	126.77	6,781.36	0.00	6,781.36	111.87	6,893.23	-238.64
		23EBLDGBCHANGEORDER	0.00	8,522.00	8,522.00	0.00	7,586.63	7,586.63	935.37
		23EBLDGBDESIGNAMEND	0.00	1,016.87	0.00	1,016.87	383.13	1,400.00	-383.13
		23EBLDGCCHANGEORDER	0.00	5,022.00	5,022.00	0.00	4,952.76	4,952.76	69.24
		23EBLDGCDESIGNAMEND	0.00	200.00	0.00	200.00	0.00	200.00	0.00
		23EBUILDINGACM	0.00	798.22	0.00	798.22	1,740.71	2,538.93	-1,740.71
		23EBUILDINGACONST	0.00	262,240.00	258,639.00	3,601.00	268,009.38	271,610.38	-9,370.38
		23EBUILDINGADESIGN	0.00	8,473.43	0.00	8,473.43	0.00	8,473.43	0.00
		23EBUILDINGBCM	0.00	252.89	0.00	252.89	541.84	794.73	-541.84
		23EBUILDINGBCONST	0.00	65,000.00	64,600.00	400.00	64,593.57	64,993.57	6.43
		23EBUILDINGBDESIGN	0.00	5,167.53	0.00	5,167.53	0.00	5,167.53	0.00
		23EBUILDINGCCM	697.08	980.01	0.00	980.01	1,443.25	2,423.26	-2,140.33
		23EBUILDINGCCONST	0.00	292,449.80	225,964.00	66,485.80	211,412.17	277,897.97	14,551.83
		23EBUILDINGCDESIGN	0.00	9,755.04	0.00	9,755.04	0.00	9,755.04	0.00

Project Activity vs Budget Report

Date Range: 01/01/2024 - 12/31/2024

Project Number	Project Name	Group	Project Type	Status					
	23EOFFICESUPPLIES	BUILDING A OFFICE IMPROVE...	0.00	20,000.00	20,000.00	0.00	18,402.65	18,402.65	1,597.35
	23EPROGRAM	BUILDING A 2ND FLOOR PROG...	0.00	595.00	0.00	595.00	0.00	595.00	0.00
	23EROOFCONSTMGMT	BUILDING A REROOF CONSTRU...	0.00	3,360.00	0.00	3,360.00	0.00	3,360.00	0.00
	23EROOFCONSTRUCTION	BUILDING A REROOF CONSTRU...	0.00	177,188.60	0.00	177,188.60	0.00	177,188.60	0.00
	23EROOFDESIGN	BUILDING A REROOF DESIGN	0.00	13,440.00	0.00	13,440.00	0.00	13,440.00	0.00
	Total Expenses:		2,808.85	913,132.75	614,637.00	298,495.75	608,822.36	907,318.11	3,005.79
	23E Total:		2,808.85	913,132.75	614,637.00	298,495.75	608,822.36	907,318.11	3,005.79

[23F](#) EAST REC CATHODIC PROTECTION & ... CAP EX WASTEWATER Active

Expenses	Account Key	Account Name	Encumbrances	Total Budget	Date Range Budget	Beginning Balance	Total Activity	Ending Balance	Budget Remaining
	23FCONSTMGMT	CONSTRUCTION MANAGMENT	26,393.50	34,575.00	34,575.00	0.00	15,606.50	15,606.50	-7,425.00
	23FCONSTR	CONSTRUCTION	0.00	543,705.39	543,705.39	0.00	543,705.39	543,705.39	0.00
	23FDEDSIGN	DESIGN	17,925.92	56,225.00	38,875.42	17,349.58	20,949.50	38,299.08	0.00
	Total Expenses:		44,319.42	634,505.39	617,155.81	17,349.58	580,261.39	597,610.97	-7,425.00
	23F Total:		44,319.42	634,505.39	617,155.81	17,349.58	580,261.39	597,610.97	-7,425.00

[23G](#) CHESTERFIELD & WARNER EXHAUST ... CAP EX WASTEWATER Active

Expenses	Account Key	Account Name	Encumbrances	Total Budget	Date Range Budget	Beginning Balance	Total Activity	Ending Balance	Budget Remaining
	23G Design	23G Design	0.00	20,090.75	0.00	20,090.75	2,809.25	22,900.00	-2,809.25
	23G DESIGN AMEND	Design Amendments	0.00	0.00	0.00	0.00	0.00	0.00	0.00
	23GCHANGEORDER	CHESTERFIELD WWPS EXHAUST...	0.00	800.00	800.00	0.00	783.85	783.85	16.15
	23GCONSTMGMT	23G CONSTRUCTION MANAG...	776.50	5,300.00	5,300.00	0.00	4,523.50	4,523.50	0.00
	23GCONSTR	CONSTRUCTION	0.00	88,844.19	61,344.19	27,500.00	52,378.00	79,878.00	8,966.19
	Total Expenses:		776.50	115,034.94	67,444.19	47,590.75	60,494.60	108,085.35	6,173.09
	23G Total:		776.50	115,034.94	67,444.19	47,590.75	60,494.60	108,085.35	6,173.09

[23I](#) ANDERSON WTP CAP EX WATER Active

Expenses	Account Key	Account Name	Encumbrances	Total Budget	Date Range Budget	Beginning Balance	Total Activity	Ending Balance	Budget Remaining
	23I Design	Anderson WTP Design	169,271.68	731,196.81	700,000.00	31,196.81	545,332.21	576,529.02	-14,603.89
	23I DESIGN AMENDMENT	ANDERSON WTP DESIGN AME...	14,855.70	19,300.00	19,300.00	0.00	4,444.30	4,444.30	0.00
	23I Scoping Anderson Wate	Anderson WTP Scoping Update	0.00	9,639.90	0.00	9,639.90	0.00	9,639.90	0.00
	23ICONSTMGMT	ANDERSTON CONST MGMT	0.00	400,000.00	0.00	0.00	0.00	0.00	400,000.00
	23ICONSTR	ANDERSON CONSTRUCTION	470,240.00	7,180,700.00	980,700.00	0.00	13,710.16	13,710.16	6,696,749.84
	Total Expenses:		654,367.38	8,340,836.71	1,700,000.00	40,836.71	563,486.67	604,323.38	7,082,145.95
	23I Total:		654,367.38	8,340,836.71	1,700,000.00	40,836.71	563,486.67	604,323.38	7,082,145.95

[23K](#) LARGE METER VAULT REPLUMBS CAP EX WATER Active

Expenses	Account Key	Account Name	Encumbrances	Total Budget	Date Range Budget	Beginning Balance	Total Activity	Ending Balance	Budget Remaining
----------	-------------	--------------	--------------	--------------	-------------------	-------------------	----------------	----------------	------------------

Project Activity vs Budget Report

Date Range: 01/01/2024 - 12/31/2024

Project Number	Project Name	Group	Project Type	Status					
	23KMATERIALS	MATERIALS FOR IN-HOUSE ME...	0.00	75,966.75	0.00	75,966.75	0.00	75,966.75	0.00
		Total Expenses:	0.00	75,966.75	0.00	75,966.75	0.00	75,966.75	0.00
		23K Total:	0.00	75,966.75	0.00	75,966.75	0.00	75,966.75	0.00

[23L](#)

Expenses		Group	Project Type	Status					
Account Key	Account Name	Encumbrances	Total Budget	Date Range Budget	Beginning Balance	Total Activity	Ending Balance	Budget Remaining	
	WATTS WELL NO. 18 DRILLING & EQU...	CAP EX		WATER	Active				
23LCONSTMGMT-PH1	23L WELL 18 CONSTRUCTION ...	36,804.95	82,000.00	82,000.00	0.00	48,181.35	48,181.35	-2,986.30	
23LCONSTMGMT-PH2	23L WELL 18 CONSTRUCTION ...	0.00	400,000.00	0.00	0.00	0.00	0.00	400,000.00	
23LCONSTRUCTION-PH1	23L WELL 18 CONSTRUCTION ...	0.00	1,368,000.00	1,368,000.00	0.00	1,226,742.94	1,226,742.94	141,257.06	
23LCONSTRUCTION-PH2	23L WELL 18 CONSTRUCTION ...	505,250.00	2,505,250.00	505,250.00	0.00	0.00	0.00	2,000,000.00	
23LDESIGN	23L DESIGN ENGINEERING	224,484.82	710,144.25	428,000.00	32,144.25	97,599.58	129,743.83	355,915.60	
23LDESIGNAMENDMENT	23L WELL 18 DESIGN AMENDM...	11,237.00	17,000.00	17,000.00	0.00	5,263.00	5,263.00	500.00	
23LLANDPURCHASE	23L WELL 18 LAND PURCHASE	0.00	335,000.00	335,000.00	0.00	338,213.00	338,213.00	-3,213.00	
23LPERMITS	WELL 18 PERMITS AND OTHER	0.00	25,000.00	25,000.00	0.00	0.00	0.00	25,000.00	
	Total Expenses:	777,776.77	5,442,394.25	2,760,250.00	32,144.25	1,715,999.87	1,748,144.12	2,916,473.36	
	23L Total:	777,776.77	5,442,394.25	2,760,250.00	32,144.25	1,715,999.87	1,748,144.12	2,916,473.36	

[23PV](#)

Expenses		Group	Project Type	Status					
Account Key	Account Name	Encumbrances	Total Budget	Date Range Budget	Beginning Balance	Total Activity	Ending Balance	Budget Remaining	
	PLEASANT VALLEY LIFTS STATION	CAP EX		WASTEWATER	Future				
23PVLAND	LAND PURCHASE	0.00	500,000.00	250,000.00	0.00	0.00	0.00	500,000.00	
23PVLDESIGN	PLEASANT VALLEY LIFT STATION...	0.00	800,000.00	350,000.00	0.00	0.00	0.00	800,000.00	
	Total Expenses:	0.00	1,300,000.00	600,000.00	0.00	0.00	0.00	1,300,000.00	
	23PV Total:	0.00	1,300,000.00	600,000.00	0.00	0.00	0.00	1,300,000.00	

[23Q](#)

Expenses		Group	Project Type	Status					
Account Key	Account Name	Encumbrances	Total Budget	Date Range Budget	Beginning Balance	Total Activity	Ending Balance	Budget Remaining	
	PRV VAULT ELECTRICAL UPGRADES	CAP EX		FACILITIES	Active				
23QPROJECT	PRV VAULT ELECTRICAL	0.00	82,968.70	15,000.00	67,968.70	12,774.78	80,743.48	2,225.22	
	Total Expenses:	0.00	82,968.70	15,000.00	67,968.70	12,774.78	80,743.48	2,225.22	
	23Q Total:	0.00	82,968.70	15,000.00	67,968.70	12,774.78	80,743.48	2,225.22	

[23T](#)

Expenses		Group	Project Type	Status					
Account Key	Account Name	Encumbrances	Total Budget	Date Range Budget	Beginning Balance	Total Activity	Ending Balance	Budget Remaining	
	ZONE 1 RESERVOIR	CAP EX		WATER	Active				
23TDESIGN	ZONE 1 RESERVOIR DESIGN	0.00	650,000.00	0.00	0.00	0.00	0.00	650,000.00	
23TLANDPURCHASE	LAND PURCHASE	0.00	1,996,121.85	0.00	1,996,121.85	0.00	1,996,121.85	0.00	
23TPERMITS	PERMITS	0.00	5,000.00	0.00	5,000.00	0.00	5,000.00	0.00	
	Total Expenses:	0.00	2,651,121.85	0.00	2,001,121.85	0.00	2,001,121.85	650,000.00	
	23T Total:	0.00	2,651,121.85	0.00	2,001,121.85	0.00	2,001,121.85	650,000.00	

Project Activity vs Budget Report

Date Range: 01/01/2024 - 12/31/2024

Project Number	Project Name	Group	Project Type	Status					
23V	DECKER MAIN EMERGENCY REPAIRS	CAP EX	WASTEWATER	Active					
Expenses					Date Range	Beginning		Ending	Budget
Account Key	Account Name	Encumbrances	Total Budget	Budget	Balance	Total Activity	Balance	Remaining	
23VCONSTMGMT	23V CONST MGMT HEADER PIP...	10,875.00	416,604.00	16,604.00	0.00	0.00	0.00	405,729.00	
23VCONSTRUCTION	DECKER MAIN EMERGENCY CO...	0.00	280,000.00	280,000.00	0.00	263,593.08	263,593.08	16,406.92	
23VDESIGN	23V DESIGN FOR HEADER PIPL...	1,026.50	58,046.00	58,046.00	0.00	54,899.54	54,899.54	2,119.96	
23VDESIGNAMENDMENT	23V DESIGN AMENDMENT FOR...	6,000.00	6,000.00	6,000.00	0.00	0.00	0.00	0.00	
Total Expenses:		17,901.50	760,650.00	360,650.00	0.00	318,492.62	318,492.62	424,255.88	
23V Total:		17,901.50	760,650.00	360,650.00	0.00	318,492.62	318,492.62	424,255.88	
23W	ACORD BOOSTER PUMP FLOORING A...	CAP EX	FACILITIES	Active					
Expenses					Date Range	Beginning		Ending	Budget
Account Key	Account Name	Encumbrances	Total Budget	Budget	Balance	Total Activity	Balance	Remaining	
23WCHANGEORDER	CONSTRUCTION CHANGE ORD...	13,997.03	24,000.00	24,000.00	0.00	5,789.60	5,789.60	4,213.37	
23WCONSTRUCTION	CONSTRUCTION	0.00	6,000.00	6,000.00	0.00	5,565.83	5,565.83	434.17	
Total Expenses:		13,997.03	30,000.00	30,000.00	0.00	11,355.43	11,355.43	4,647.54	
23W Total:		13,997.03	30,000.00	30,000.00	0.00	11,355.43	11,355.43	4,647.54	
24A	2024 SEWER REHABILITATION PROJECT	CAP EX	WASTEWATER	Active					
Expenses					Date Range	Beginning		Ending	Budget
Account Key	Account Name	Encumbrances	Total Budget	Budget	Balance	Total Activity	Balance	Remaining	
24ACHANGEORDERS	CONSTRUCTION CHANGE ORD...	0.00	0.00	0.00	0.00	0.00	0.00	0.00	
24ACONSTRUCTION	CONSTRUCTION	0.00	539,000.00	539,000.00	0.00	538,978.94	538,978.94	21.06	
Total Expenses:		0.00	539,000.00	539,000.00	0.00	538,978.94	538,978.94	21.06	
24A Total:		0.00	539,000.00	539,000.00	0.00	538,978.94	538,978.94	21.06	
24B	2024 SEWER FLOW MONITORING EQU..	CAP EX	WASTEWATER	Active					
Expenses					Date Range	Beginning		Ending	Budget
Account Key	Account Name	Encumbrances	Total Budget	Budget	Balance	Total Activity	Balance	Remaining	
24BEQUIP	SEWER FLOW MONITORING E...	0.00	16,432.35	16,432.35	0.00	16,432.35	16,432.35	0.00	
Total Expenses:		0.00	16,432.35	16,432.35	0.00	16,432.35	16,432.35	0.00	
24B Total:		0.00	16,432.35	16,432.35	0.00	16,432.35	16,432.35	0.00	
24C	2024 LARGE METER VAULT REPLUMBS	CAP EX	WATER	Active					
Expenses					Date Range	Beginning		Ending	Budget
Account Key	Account Name	Encumbrances	Total Budget	Budget	Balance	Total Activity	Balance	Remaining	
24CVAULTREPLUMBS	LARGE METER VAULT REPLUM...	538.00	630,000.00	630,000.00	0.00	139,164.24	139,164.24	490,297.76	
Total Expenses:		538.00	630,000.00	630,000.00	0.00	139,164.24	139,164.24	490,297.76	
24C Total:		538.00	630,000.00	630,000.00	0.00	139,164.24	139,164.24	490,297.76	
24CYBEREQUIP	2024 CYBERSECURITY EQUIPMENT	CAP EX	FACILITIES	Active					

Project Activity vs Budget Report

Date Range: 01/01/2024 - 12/31/2024

Project Number	Project Name	Group	Project Type	Status	Beginning Balance	Total Activity	Ending Balance	Budget Remaining
	Expenses			Date Range				
	Account Key	Account Name	Encumbrances	Total Budget	Budget			
	24CYBEREQUP	CYBERSECURITY EQUIPMENT	0.00	35,000.00	35,000.00	0.00	0.00	35,000.00
		Total Expenses:	0.00	35,000.00	35,000.00	0.00	0.00	35,000.00
		24CYBEREQUP Total:	0.00	35,000.00	35,000.00	0.00	0.00	35,000.00
24D	2024 CHANNEL GRINDERS	CAP EX	WASTEWATER	Active				
	Expenses			Date Range				
	Account Key	Account Name	Encumbrances	Total Budget	Budget			
	24D	2024 CHANNEL GRINDERS	0.00	107,000.00	107,000.00	0.00	91,824.22	15,175.78
		Total Expenses:	0.00	107,000.00	107,000.00	0.00	91,824.22	15,175.78
		24D Total:	0.00	107,000.00	107,000.00	0.00	91,824.22	15,175.78
24E	2024 FIRE HYDRANT REPLACEMENT	CAP EX	WATER	Active				
	Expenses			Date Range				
	Account Key	Account Name	Encumbrances	Total Budget	Budget			
	24ECHANGEORDERS	CONSTRUCTION CHANGE ORD...	0.00	0.00	0.00	0.00	0.00	0.00
	24ECONSTRUCTION	CONSTRUCTION	506,324.50	1,250,000.00	750,000.00	0.00	238,383.36	505,292.14
	24EPI	24E PUBLIC INVOLVEMENT	26,535.71	33,000.00	33,000.00	0.00	5,790.18	674.11
		Total Expenses:	532,860.21	1,283,000.00	783,000.00	0.00	244,173.54	505,966.25
		24E Total:	532,860.21	1,283,000.00	783,000.00	0.00	244,173.54	505,966.25
24F	2024 SEWER REHABILITATION PROJECT	CAP EX	WASTEWATER	Active				
	Expenses			Date Range				
	Account Key	Account Name	Encumbrances	Total Budget	Budget			
	24FCHANGEORDERS	CONSTRUCTION CHANGE ORD...	0.00	0.00	0.00	0.00	0.00	0.00
	24FCONSTRUCTION	CONSTRUCTION	377,747.00	380,000.00	380,000.00	0.00	0.00	2,253.00
		Total Expenses:	377,747.00	380,000.00	380,000.00	0.00	0.00	2,253.00
		24F Total:	377,747.00	380,000.00	380,000.00	0.00	0.00	2,253.00
24G	2024 LIFT STATION PUMP REPLACEM...	CAP EX	WASTEWATER	Active				
	Expenses			Date Range				
	Account Key	Account Name	Encumbrances	Total Budget	Budget			
	24GPUMPS	2024 LIFT STATION PUMP REPL...	51,580.00	140,000.00	140,000.00	0.00	49,939.00	38,481.00
		Total Expenses:	51,580.00	140,000.00	140,000.00	0.00	49,939.00	38,481.00
		24G Total:	51,580.00	140,000.00	140,000.00	0.00	49,939.00	38,481.00
24H	2024 MANHOLE REHABILITATION PRO...	CAP EX	WASTEWATER	Active				
	Expenses			Date Range				
	Account Key	Account Name	Encumbrances	Total Budget	Budget			
	24HCHANGEORDERS	CONSTRUCTION CHANGE ORD...	0.00	0.00	0.00	0.00	0.00	0.00
	24HCONSTRUCTION	CONSTRUCTION	0.00	256,000.00	256,000.00	0.00	166,480.50	89,519.50

Project Activity vs Budget Report

Date Range: 01/01/2024 - 12/31/2024

Project Number	Project Name	Group	Project Type	Status					
		Total Expenses:	0.00	256,000.00	256,000.00	0.00	166,480.50	166,480.50	89,519.50
		24H Total:	0.00	256,000.00	256,000.00	0.00	166,480.50	166,480.50	89,519.50
24I	DECKER MAIN EMERGENCY ELECTRIC...	CAP EX	WASTEWATER	Active					
	Expenses			Date Range	Beginning		Ending	Budget	
	Account Key	Account Name	Encumbrances	Total Budget	Budget	Balance	Total Activity	Balance	Remaining
	24ICONSTMGMT	24I CONSTRUCTION MANAGE...	0.00	0.00	0.00	0.00	0.00	0.00	0.00
	24ICONSTR	DECKER MAIN EMERGENCY CO...	0.00	14,500.00	14,500.00	0.00	13,555.84	13,555.84	944.16
	24IDESIGN	23V DESIGN FOR HEADER PIPI...	0.00	0.00	0.00	0.00	0.00	0.00	0.00
		Total Expenses:	0.00	14,500.00	14,500.00	0.00	13,555.84	13,555.84	944.16
		24I Total:	0.00	14,500.00	14,500.00	0.00	13,555.84	13,555.84	944.16
24J	I&I STUDY EQUIPMENT PURCHASE	CAP EX	WASTEWATER	Active					
	Expenses			Date Range	Beginning		Ending	Budget	
	Account Key	Account Name	Encumbrances	Total Budget	Budget	Balance	Total Activity	Balance	Remaining
	24J I&I STUDY EQUIPMENT	I&I STUDY EQUIPMENT PURCH...	0.00	50,000.00	50,000.00	0.00	45,812.00	45,812.00	4,188.00
		Total Expenses:	0.00	50,000.00	50,000.00	0.00	45,812.00	45,812.00	4,188.00
		24J Total:	0.00	50,000.00	50,000.00	0.00	45,812.00	45,812.00	4,188.00
24K	6400 WEST & 3100 SOUTH ANDERSON..	CAP EX	WATER	Active					
	Expenses			Date Range	Beginning		Ending	Budget	
	Account Key	Account Name	Encumbrances	Total Budget	Budget	Balance	Total Activity	Balance	Remaining
	24KCONSTRUCTION	6400 W & 3100 S ANDERSON L...	410,076.00	840,000.00	420,000.00	0.00	0.00	0.00	429,924.00
	24KDESIGN	6400 W & 3100 S ANDERSON L...	71.50	17,000.00	17,000.00	0.00	16,893.50	16,893.50	35.00
		Total Expenses:	410,147.50	857,000.00	437,000.00	0.00	16,893.50	16,893.50	429,959.00
		24K Total:	410,147.50	857,000.00	437,000.00	0.00	16,893.50	16,893.50	429,959.00
24N	WELL NO. 16 REDEVELOPMENT	CAP EX	WATER	Future					
	Expenses			Date Range	Beginning		Ending	Budget	
	Account Key	Account Name	Encumbrances	Total Budget	Budget	Balance	Total Activity	Balance	Remaining
	24NWELL16CONSTR	WELL #16 REDEVELOPMENT C...	0.00	561,500.00	280,750.00	0.00	0.00	0.00	561,500.00
	24NWELL16CONSTRMGMT	WELL #16 REDEVELOPMENT C...	14,750.00	14,750.00	14,750.00	0.00	0.00	0.00	0.00
	24NWELL16DESIGN	WELL #16 REDEVELOPMENT DE...	3,313.00	8,000.00	8,000.00	0.00	4,687.00	4,687.00	0.00
	24NWELL16PERMIT	WELL #16 REDEVELOPMENT PE...	6,500.00	6,500.00	6,500.00	0.00	0.00	0.00	0.00
		Total Expenses:	24,563.00	590,750.00	310,000.00	0.00	4,687.00	4,687.00	561,500.00
		24N Total:	24,563.00	590,750.00	310,000.00	0.00	4,687.00	4,687.00	561,500.00
24Q	BREEZE BOOSTER STATION HVAC REP...	CAP EX	FACILITIES	Active					
	Expenses			Date Range	Beginning		Ending	Budget	
	Account Key	Account Name	Encumbrances	Total Budget	Budget	Balance	Total Activity	Balance	Remaining
	24QBREEZEHVAC	BREEZE BOOSTER STATION HV...	43,984.00	45,000.00	45,000.00	0.00	0.00	0.00	1,016.00

Project Activity vs Budget Report

Date Range: 01/01/2024 - 12/31/2024

Project Number	Project Name	Group	Project Type	Status					
		Total Expenses:	43,984.00	45,000.00	45,000.00	0.00	0.00	0.00	1,016.00
		24Q Total:	43,984.00	45,000.00	45,000.00	0.00	0.00	0.00	1,016.00
24R	BANGERTER HIGHWAY @ 4700 SOUTH	CAP EX	WATER	Active					
	Expenses				Date Range	Beginning		Ending	Budget
	Account Key	Account Name	Encumbrances	Total Budget	Budget	Balance	Total Activity	Balance	Remaining
	24RCONSTMGMT	CONSTRUCTION MANAGEMENT	35,413.37	59,902.00	59,902.00	0.00	24,488.63	24,488.63	0.00
		Total Expenses:	35,413.37	59,902.00	59,902.00	0.00	24,488.63	24,488.63	0.00
		24R Total:	35,413.37	59,902.00	59,902.00	0.00	24,488.63	24,488.63	0.00
24WELL15ELECT	WELL #15 ELECTRICAL UPGRADES	CAP EX	WATER	Future					
	Expenses				Date Range	Beginning		Ending	Budget
	Account Key	Account Name	Encumbrances	Total Budget	Budget	Balance	Total Activity	Balance	Remaining
	24WELL15CONSTR	WELL #15 ELECTRICAL CONSTR...	0.00	19,000.00	19,000.00	0.00	0.00	0.00	19,000.00
	24WELL15CONSTRMGMT	WELL #15 ELECTRICAL CONSTR...	0.00	0.00	0.00	0.00	0.00	0.00	0.00
	24WELL15DESIGN	WELL #15 ELECTRICAL DESIGN	0.00	0.00	0.00	0.00	0.00	0.00	0.00
		Total Expenses:	0.00	19,000.00	19,000.00	0.00	0.00	0.00	19,000.00
		24WELL15ELECT Total:	0.00	19,000.00	19,000.00	0.00	0.00	0.00	19,000.00
24WVC	2024 WEST VALLEY CITY - OVERLAY & ...	CAP EX	WATER	Future					
	Expenses				Date Range	Beginning		Ending	Budget
	Account Key	Account Name	Encumbrances	Total Budget	Budget	Balance	Total Activity	Balance	Remaining
	24WVCCONSTRUCTION	WVC OVERLAY & LOOP CONST...	0.00	125,000.00	125,000.00	0.00	83,585.00	83,585.00	41,415.00
		Total Expenses:	0.00	125,000.00	125,000.00	0.00	83,585.00	83,585.00	41,415.00
		24WVC Total:	0.00	125,000.00	125,000.00	0.00	83,585.00	83,585.00	41,415.00
25-3900S	3900 S WATERLINE REPLACEMENT	CAP EX	WATER	Active					
	Expenses				Date Range	Beginning		Ending	Budget
	Account Key	Account Name	Encumbrances	Total Budget	Budget	Balance	Total Activity	Balance	Remaining
	25-3900SCONST	CONSTRUCTION	0.00	100,000.00	0.00	0.00	0.00	0.00	100,000.00
		Total Expenses:	0.00	100,000.00	0.00	0.00	0.00	0.00	100,000.00
		25-3900S Total:	0.00	100,000.00	0.00	0.00	0.00	0.00	100,000.00
25-4800W	4800 W WATERLINE REPLACEMENT	CAP EX	WATER	Active					
	Expenses				Date Range	Beginning		Ending	Budget
	Account Key	Account Name	Encumbrances	Total Budget	Budget	Balance	Total Activity	Balance	Remaining
	25-4800CONST	CONSTRUCTION	0.00	200,000.00	0.00	0.00	0.00	0.00	200,000.00
		Total Expenses:	0.00	200,000.00	0.00	0.00	0.00	0.00	200,000.00
		25-4800W Total:	0.00	200,000.00	0.00	0.00	0.00	0.00	200,000.00
25-5400W	5400 W WATERLINE REPLACEMENT	CAP EX	WATER	Active					

Project Activity vs Budget Report

Date Range: 01/01/2024 - 12/31/2024

Project Number	Project Name	Group	Project Type	Status	Beginning Balance	Total Activity	Ending Balance	Budget Remaining
25-5400WCONST	Expenses			Date Range				
	Account Key	Account Name	Encumbrances	Total Budget	Budget			
		CONSTRUCTION	0.00	100,000.00	0.00	0.00	0.00	100,000.00
	Total Expenses:		0.00	100,000.00	0.00	0.00	0.00	100,000.00
25-5400W Total:			0.00	100,000.00	0.00	0.00	0.00	100,000.00
25ARMSTGATE	ARMSTRONG GATE REPLACEMENT	CAP EX	WASTEWATER	Active				
	Expenses			Date Range				
	Account Key	Account Name	Encumbrances	Total Budget	Budget	Beginning Balance	Total Activity	Ending Balance
		CONSTRUCTION	0.00	50,000.00	0.00	0.00	0.00	50,000.00
Total Expenses:		0.00	50,000.00	0.00	0.00	0.00	50,000.00	
25ARMSTGATE Total:			0.00	50,000.00	0.00	0.00	0.00	50,000.00
25BREEZEA/C	BREEZE A/C REPLACEMENT	CAP EX	WATER	Active				
	Expenses			Date Range				
	Account Key	Account Name	Encumbrances	Total Budget	Budget	Beginning Balance	Total Activity	Ending Balance
		BREEZE A/C REPLACEMENT	0.00	68,000.00	0.00	0.00	0.00	68,000.00
Total Expenses:		0.00	68,000.00	0.00	0.00	0.00	68,000.00	
25BREEZEA/C Total:			0.00	68,000.00	0.00	0.00	0.00	68,000.00
25BUILDINGREHAB	2025 VARIOUS BUILDING REHAB PROJ...	CAP EX	FACILITIES	Active				
	Expenses			Date Range				
	Account Key	Account Name	Encumbrances	Total Budget	Budget	Beginning Balance	Total Activity	Ending Balance
		2025 VARIOUS BLDG REHAB	0.00	283,500.00	0.00	0.00	0.00	283,500.00
Total Expenses:		0.00	283,500.00	0.00	0.00	0.00	283,500.00	
25BUILDINGREHAB Total:			0.00	283,500.00	0.00	0.00	0.00	283,500.00
25CHANNELGRNDRS	2025 CHANNEL GRINDERS	CAP EX	WASTEWATER	Active				
	Expenses			Date Range				
	Account Key	Account Name	Encumbrances	Total Budget	Budget	Beginning Balance	Total Activity	Ending Balance
		2025 CHANNEL GRINDERS	0.00	90,000.00	0.00	0.00	0.00	90,000.00
Total Expenses:		0.00	90,000.00	0.00	0.00	0.00	90,000.00	
25CHANNELGRNDRS Total:			0.00	90,000.00	0.00	0.00	0.00	90,000.00
25CHERRY	CHERRYWOOD VILLAGE WATERLINE R...	CAP EX	WATER	Future				
	Expenses			Date Range				
	Account Key	Account Name	Encumbrances	Total Budget	Budget	Beginning Balance	Total Activity	Ending Balance
		CONSTRUCTION	0.00	900,000.00	0.00	0.00	0.00	900,000.00
24CHERRYDESIGN	DESIGN	0.00	100,000.00	100,000.00	0.00	0.00	100,000.00	
Total Expenses:		0.00	1,000,000.00	100,000.00	0.00	0.00	1,000,000.00	
25CHERRY Total:			0.00	1,000,000.00	100,000.00	0.00	0.00	1,000,000.00

Project Activity vs Budget Report

Date Range: 01/01/2024 - 12/31/2024

Project Number	Project Name	Group	Project Type	Status					
25CHLORANALYZERS	2025CHLORINE ANALYZERS	CAP EX	FACILITIES	Active					
Expenses					Date Range	Beginning		Ending	Budget
Account Key	Account Name		Encumbrances	Total Budget	Budget	Balance	Total Activity	Balance	Remaining
25CHORANALYZERS	CHLORINE ANALYZERS		0.00	17,500.00	0.00	0.00	0.00	0.00	17,500.00
	Total Expenses:		0.00	17,500.00	0.00	0.00	0.00	0.00	17,500.00
	25CHLORANALYZERS Total:		0.00	17,500.00	0.00	0.00	0.00	0.00	17,500.00
25CUSTPORTAGG	2025 CUSTOMER PORTAL AGGREGAT...	CAP EX	FACILITIES	Active					
Expenses					Date Range	Beginning		Ending	Budget
Account Key	Account Name		Encumbrances	Total Budget	Budget	Balance	Total Activity	Balance	Remaining
25CUSTPORTAGG	CUSTOMER PORTAL AGGREGAT...		0.00	150,000.00	0.00	0.00	0.00	0.00	150,000.00
	Total Expenses:		0.00	150,000.00	0.00	0.00	0.00	0.00	150,000.00
	25CUSTPORTAGG Total:		0.00	150,000.00	0.00	0.00	0.00	0.00	150,000.00
25DECKERREHAB	DECKER NORTH CATHOTIC PROTECTI...	CAP EX	WASTEWATER	Active					
Expenses					Date Range	Beginning		Ending	Budget
Account Key	Account Name		Encumbrances	Total Budget	Budget	Balance	Total Activity	Balance	Remaining
25DECKNCONST	CONSTRUCTION		0.00	250,000.00	0.00	0.00	0.00	0.00	250,000.00
25DECKNCONSTMGMT	CONSTRUCTION MANAGMENT		0.00	0.00	0.00	0.00	0.00	0.00	0.00
25DECKNDEDSIGN	DESIGN		0.00	20,000.00	0.00	0.00	0.00	0.00	20,000.00
	Total Expenses:		0.00	270,000.00	0.00	0.00	0.00	0.00	270,000.00
	25DECKERREHAB Total:		0.00	270,000.00	0.00	0.00	0.00	0.00	270,000.00
25EASTRECREHAB	2025 EAST REC REHABILITATION	CAP EX	WASTEWATER	Active					
Expenses					Date Range	Beginning		Ending	Budget
Account Key	Account Name		Encumbrances	Total Budget	Budget	Balance	Total Activity	Balance	Remaining
25EASTRECREH	CONSTRUCTION		0.00	175,000.00	0.00	0.00	0.00	0.00	175,000.00
	Total Expenses:		0.00	175,000.00	0.00	0.00	0.00	0.00	175,000.00
	25EASTRECREHAB Total:		0.00	175,000.00	0.00	0.00	0.00	0.00	175,000.00
25FIREHYDR	2025 FIRE HYDRANT REPLACEMENT	CAP EX	WATER	Active					
Expenses					Date Range	Beginning		Ending	Budget
Account Key	Account Name		Encumbrances	Total Budget	Budget	Balance	Total Activity	Balance	Remaining
25FIRECONSTRUCTION	CONSTRUCTION		0.00	500,000.00	0.00	0.00	0.00	0.00	500,000.00
	Total Expenses:		0.00	500,000.00	0.00	0.00	0.00	0.00	500,000.00
	25FIREHYDR Total:		0.00	500,000.00	0.00	0.00	0.00	0.00	500,000.00
25GIS	GIS IMPLEMENTATION AND CLOUD H...	CAP EX	FACILITIES	Active					
Expenses					Date Range	Beginning		Ending	Budget
Account Key	Account Name		Encumbrances	Total Budget	Budget	Balance	Total Activity	Balance	Remaining
21GISCONTRACT	25GISCONTRACT		0.00	210,000.00	0.00	0.00	0.00	0.00	210,000.00

Project Activity vs Budget Report

Date Range: 01/01/2024 - 12/31/2024

Project Number	Project Name	Group	Project Type	Status					
		Total Expenses:	0.00	210,000.00	0.00	0.00	0.00	0.00	210,000.00
		25GIS Total:	0.00	210,000.00	0.00	0.00	0.00	0.00	210,000.00
25GPSEQUIP	GPS EQUIPMENT	CAP EX	FACILITIES	Active					
	Expenses			Date Range	Beginning		Ending	Budget	
	Account Key	Account Name	Encumbrances	Total Budget	Budget	Balance	Total Activity	Balance	Remaining
	25GPSEQUIPMENT	GPS EQUIPMENT	0.00	35,000.00	0.00	0.00	0.00	0.00	35,000.00
		Total Expenses:	0.00	35,000.00	0.00	0.00	0.00	0.00	35,000.00
		25GPSEQUIP Total:	0.00	35,000.00	0.00	0.00	0.00	0.00	35,000.00
25I&I	INFLOW AND INFILTRATION EQUIP	CAP EX	WASTEWATER	Active					
	Expenses			Date Range	Beginning		Ending	Budget	
	Account Key	Account Name	Encumbrances	Total Budget	Budget	Balance	Total Activity	Balance	Remaining
	25I&I	INFLOW AND INFILTRATION	0.00	100,000.00	0.00	0.00	0.00	0.00	100,000.00
		Total Expenses:	0.00	100,000.00	0.00	0.00	0.00	0.00	100,000.00
		25I&I Total:	0.00	100,000.00	0.00	0.00	0.00	0.00	100,000.00
25LIFTPUMPRPLCMT	2025 LIFT STATION PUMP REPLACME...	CAP EX	WASTEWATER	Active					
	Expenses			Date Range	Beginning		Ending	Budget	
	Account Key	Account Name	Encumbrances	Total Budget	Budget	Balance	Total Activity	Balance	Remaining
	25LIFTSTNTPUMPS	LIFT STATION PUMP REPLACM...	0.00	155,000.00	0.00	0.00	0.00	0.00	155,000.00
		Total Expenses:	0.00	155,000.00	0.00	0.00	0.00	0.00	155,000.00
		25LIFTPUMPRPLCMT Total:	0.00	155,000.00	0.00	0.00	0.00	0.00	155,000.00
25LVM	2025 LARGE VALUT METER REPLACE...	CAP EX	WATER	Future					
	Expenses			Date Range	Beginning		Ending	Budget	
	Account Key	Account Name	Encumbrances	Total Budget	Budget	Balance	Total Activity	Balance	Remaining
	LVMCONSTR	LVMCONSTR	0.00	650,000.00	0.00	0.00	0.00	0.00	650,000.00
	LVMOTHER	LVMOTHER	0.00	0.00	0.00	0.00	0.00	0.00	0.00
		Total Expenses:	0.00	650,000.00	0.00	0.00	0.00	0.00	650,000.00
		25LVM Total:	0.00	650,000.00	0.00	0.00	0.00	0.00	650,000.00
25PARLIMAVE	PARLIAMENT AVENUE SWR RPLCMNT	CAP EX	WATER	Active					
	Expenses			Date Range	Beginning		Ending	Budget	
	Account Key	Account Name	Encumbrances	Total Budget	Budget	Balance	Total Activity	Balance	Remaining
	25PARLIMAVECONST	CONSTRUCTION	0.00	1,850,000.00	0.00	0.00	0.00	0.00	1,850,000.00
		Total Expenses:	0.00	1,850,000.00	0.00	0.00	0.00	0.00	1,850,000.00
		25PARLIMAVE Total:	0.00	1,850,000.00	0.00	0.00	0.00	0.00	1,850,000.00
25PLANTEASEMENT	PLANT EASEMENT AND FENCE REPLA...	CAP EX	FACILITIES	Active					
	Expenses			Date Range	Beginning		Ending	Budget	
	Account Key	Account Name	Encumbrances	Total Budget	Budget	Balance	Total Activity	Balance	Remaining

Project Activity vs Budget Report

Date Range: 01/01/2024 - 12/31/2024

Project Number	Project Name	Group	Project Type	Status					
	25PLANTESMNT	PLANT EASEMENT	0.00	30,000.00	0.00	0.00	0.00	0.00	30,000.00
	25PLNTFENCE	PLANT FENCE REPLACEMENT	0.00	40,000.00	0.00	0.00	0.00	0.00	40,000.00
		Total Expenses:	0.00	70,000.00	0.00	0.00	0.00	0.00	70,000.00
		25PLANTEASEMENT Total:	0.00	70,000.00	0.00	0.00	0.00	0.00	70,000.00
25SWRREHAB	2025 SEWER REHABILITATION PROJECT	CAP EX		WASTEWATER	Active				
	Expenses				Date Range	Beginning	Total Activity	Ending	Budget
	Account Key	Account Name	Encumbrances	Total Budget	Budget	Balance		Balance	Remaining
	24SWRREHCONSTR	CONSTRUCTION	0.00	1,210,000.00	0.00	0.00	0.00	0.00	1,210,000.00
	25SWRREHCHANGEORDERS	CONSTRUCTION CHANGE ORD...	0.00	0.00	0.00	0.00	0.00	0.00	0.00
		Total Expenses:	0.00	1,210,000.00	0.00	0.00	0.00	0.00	1,210,000.00
		25SWRREHAB Total:	0.00	1,210,000.00	0.00	0.00	0.00	0.00	1,210,000.00
25WELL15GEN	WELL 15 GENERATOR REPLACEMENT	CAP EX		WATER	Active				
	Expenses				Date Range	Beginning	Total Activity	Ending	Budget
	Account Key	Account Name	Encumbrances	Total Budget	Budget	Balance		Balance	Remaining
	25WELL15GEN	WELL 15 GENERATOR	0.00	500,000.00	0.00	0.00	0.00	0.00	500,000.00
		Total Expenses:	0.00	500,000.00	0.00	0.00	0.00	0.00	500,000.00
		25WELL15GEN Total:	0.00	500,000.00	0.00	0.00	0.00	0.00	500,000.00
25WELL16A/C	WELL 16 A/C REHABILITATION	CAP EX		WATER	Active				
	Expenses				Date Range	Beginning	Total Activity	Ending	Budget
	Account Key	Account Name	Encumbrances	Total Budget	Budget	Balance		Balance	Remaining
	25WELL16A/C	WELL 16 A/C REHABILITATION	0.00	58,000.00	0.00	0.00	0.00	0.00	58,000.00
		Total Expenses:	0.00	58,000.00	0.00	0.00	0.00	0.00	58,000.00
		25WELL16A/C Total:	0.00	58,000.00	0.00	0.00	0.00	0.00	58,000.00
25WESTWARD	WESTWARD TERRACE/SUNDOWN WT...	CAP EX		WATER	Future				
	Expenses				Date Range	Beginning	Total Activity	Ending	Budget
	Account Key	Account Name	Encumbrances	Total Budget	Budget	Balance		Balance	Remaining
	25WESTWARDCONST	CONSTRUCTION	0.00	0.00	0.00	0.00	0.00	0.00	0.00
	25WESTWARDDESIGN	DESIGN	0.00	100,000.00	0.00	0.00	0.00	0.00	100,000.00
		Total Expenses:	0.00	100,000.00	0.00	0.00	0.00	0.00	100,000.00
		25WESTWARD Total:	0.00	100,000.00	0.00	0.00	0.00	0.00	100,000.00
25WVC	2025 WEST VALLEY CITY - OVERLAY & ...	CAP EX		WATER	Active				
	Expenses				Date Range	Beginning	Total Activity	Ending	Budget
	Account Key	Account Name	Encumbrances	Total Budget	Budget	Balance		Balance	Remaining
	25WVCCONSTRUCTION	WVC OVERLAY & LOOP CONST...	0.00	250,000.00	0.00	0.00	0.00	0.00	250,000.00
		Total Expenses:	0.00	250,000.00	0.00	0.00	0.00	0.00	250,000.00
		25WVC Total:	0.00	250,000.00	0.00	0.00	0.00	0.00	250,000.00

Summary

Project Summary

Project Number	Project Name	Encumbrances	Total Budget	Date Range Budget	Beginning Balance	Total Activity	Ending Balance	Budget Remaining
20A	REDWOOD ROAD SEWERLINE PROJECT	823,035.66	1,842,127.90	970,000.00	131,370.48	71,875.84	203,246.32	815,845.92
20B	RUSHTON WATER TREATMENT PLANT	0.00	11,383,631.03	120,000.00	11,263,631.03	119,262.76	11,382,893.79	737.24
20D	KENT PUMP STATION REPLACEMENT ...	214,659.33	16,866,523.85	4,649,500.00	12,270,131.40	5,792,817.93	18,062,949.33	-1,411,084.81
20E	PIONEER WWWS REPLACEMENT	0.00	3,806,930.76	34,000.00	3,772,930.76	-7,947.18	3,764,983.58	41,947.18
20I	REDWOOD ROAD WATERLINE PROJECT	1,612,558.74	12,436,535.00	7,403,628.65	4,316,747.98	6,037,895.52	10,354,643.50	469,332.76
21F	SCADA MASTER PLAN	152,280.01	816,009.27	371,000.00	195,009.27	218,092.63	413,101.90	250,627.36
22F	RIDGELAND PUMP STATION REPLAC...	18,609.26	3,622,849.53	1,962,500.00	1,660,349.53	1,939,359.06	3,599,708.59	4,531.68
22H	WATER INNOVATION & METER TESTI...	14,435.00	153,879.66	15,000.00	138,879.66	0.00	138,879.66	565.00
23C	WELL NO. 1 CHLORINATOR	0.00	603,149.50	214,500.00	388,649.50	168,964.34	557,613.84	45,535.66
23D	ACORD RESERVOIR REPAIR & RECOAT...	1,067,233.51	2,128,247.22	1,196,000.00	27,403.22	30,984.09	58,387.31	1,002,626.40
23E	BUILDINGS A B & C UPGRADES AND ...	2,808.85	913,132.75	614,637.00	298,495.75	608,822.36	907,318.11	3,005.79
23F	EAST REC CATHODIC PROTECTION & ...	44,319.42	634,505.39	617,155.81	17,349.58	580,261.39	597,610.97	-7,425.00
23G	CHESTERFIELD & WARNER EXHAUST ...	776.50	115,034.94	67,444.19	47,590.75	60,494.60	108,085.35	6,173.09
23I	ANDERSON WTP	654,367.38	8,340,836.71	1,700,000.00	40,836.71	563,486.67	604,323.38	7,082,145.95
23K	LARGE METER VAULT REPLUMBS	0.00	75,966.75	0.00	75,966.75	0.00	75,966.75	0.00
23L	WATTS WELL NO. 18 DRILLING & EQU...	777,776.77	5,442,394.25	2,760,250.00	32,144.25	1,715,999.87	1,748,144.12	2,916,473.36
23PV	PLEASANT VALLEY LIFTS STATION	0.00	1,300,000.00	600,000.00	0.00	0.00	0.00	1,300,000.00
23Q	PRV VAULT ELECTRICAL UPGRADES	0.00	82,968.70	15,000.00	67,968.70	12,774.78	80,743.48	2,225.22
23T	ZONE 1 RESERVOIR	0.00	2,651,121.85	0.00	2,001,121.85	0.00	2,001,121.85	650,000.00
23V	DECKER MAIN EMERGENCY REPAIRS	17,901.50	760,650.00	360,650.00	0.00	318,492.62	318,492.62	424,255.88
23W	ACORD BOOSTER PUMP FLOORING A...	13,997.03	30,000.00	30,000.00	0.00	11,355.43	11,355.43	4,647.54
24A	2024 SEWER REHABILITATION PROJECT	0.00	539,000.00	539,000.00	0.00	538,978.94	538,978.94	21.06
24B	2024 SEWER FLOW MONITORING EQU..	0.00	16,432.35	16,432.35	0.00	16,432.35	16,432.35	0.00
24C	2024 LARGE METER VAULT REPLUMBS	538.00	630,000.00	630,000.00	0.00	139,164.24	139,164.24	490,297.76
24CYBEREQUIP	2024 CYBERSECURITY EQUIPMENT	0.00	35,000.00	35,000.00	0.00	0.00	0.00	35,000.00
24D	2024 CHANNEL GRINDERS	0.00	107,000.00	107,000.00	0.00	91,824.22	91,824.22	15,175.78
24E	2024 FIRE HYDRANT REPLACEMENT	532,860.21	1,283,000.00	783,000.00	0.00	244,173.54	244,173.54	505,966.25
24F	2024 SEWER REHABILITATION PROJECT	377,747.00	380,000.00	380,000.00	0.00	0.00	0.00	2,253.00
24G	2024 LIFT STATION PUMP REPLACEM...	51,580.00	140,000.00	140,000.00	0.00	49,939.00	49,939.00	38,481.00
24H	2024 MANHOLE REHABILITATION PRO...	0.00	256,000.00	256,000.00	0.00	166,480.50	166,480.50	89,519.50
24I	DECKER MAIN EMERGENCY ELECTRIC...	0.00	14,500.00	14,500.00	0.00	13,555.84	13,555.84	944.16
24J	I&J STUDY EQUIPMENT PURCHASE	0.00	50,000.00	50,000.00	0.00	45,812.00	45,812.00	4,188.00
24K	6400 WEST & 3100 SOUTH ANDERSON..	410,147.50	857,000.00	437,000.00	0.00	16,893.50	16,893.50	429,959.00
24N	WELL NO. 16 REDEVELOPMENT	24,563.00	590,750.00	310,000.00	0.00	4,687.00	4,687.00	561,500.00
24Q	BREEZE BOOSTER STATION HVAC REP...	43,984.00	45,000.00	45,000.00	0.00	0.00	0.00	1,016.00
24R	BANGERTER HIGHWAY @ 4700 SOUTH	35,413.37	59,902.00	59,902.00	0.00	24,488.63	24,488.63	0.00
24WELL15ELECT	WELL #15 ELECTRICAL UPGRADES	0.00	19,000.00	19,000.00	0.00	0.00	0.00	19,000.00
24WVC	2024 WEST VALLEY CITY - OVERLAY & ...	0.00	125,000.00	125,000.00	0.00	83,585.00	83,585.00	41,415.00
25-3900S	3900 S WATERLINE REPLACEMENT	0.00	100,000.00	0.00	0.00	0.00	0.00	100,000.00
25-4800W	4800 W WATERLINE REPLACEMENT	0.00	200,000.00	0.00	0.00	0.00	0.00	200,000.00

Summary

Project Summary

Project Number	Project Name	Encumbrances	Total Budget	Date Range Budget	Beginning Balance	Total Activity	Ending Balance	Budget Remaining
25-5400W	5400 W WATERLINE REPLACEMENT	0.00	100,000.00	0.00	0.00	0.00	0.00	100,000.00
25ARMSTGATE	ARMSTRONG GATE REPLACEMENT	0.00	50,000.00	0.00	0.00	0.00	0.00	50,000.00
25BREEZEA/C	BREEZE A/C REPLACEMENT	0.00	68,000.00	0.00	0.00	0.00	0.00	68,000.00
25BUILDINGREHAB	2025 VARIOUS BUILDING REHAB PROJ...	0.00	283,500.00	0.00	0.00	0.00	0.00	283,500.00
25CHANNELGRNDRS	2025 CHANNEL GRINDERS	0.00	90,000.00	0.00	0.00	0.00	0.00	90,000.00
25CHERRY	CHERRYWOOD VILLAGE WATERLINE R...	0.00	1,000,000.00	100,000.00	0.00	0.00	0.00	1,000,000.00
25CHLORANALYZERS	2025CHLORINE ANALYZERS	0.00	17,500.00	0.00	0.00	0.00	0.00	17,500.00
25CUSTPORTAGG	2025 CUSTOMER PORTAL AGGREGAT...	0.00	150,000.00	0.00	0.00	0.00	0.00	150,000.00
25DECKERREHAB	DECKER NORTH CATHOTIC PROTECTI...	0.00	270,000.00	0.00	0.00	0.00	0.00	270,000.00
25EASTRECREHAB	2025 EAST REC REHABILITATION	0.00	175,000.00	0.00	0.00	0.00	0.00	175,000.00
25FIREHYDR	2025 FIRE HYDRANT REPLACEMENT	0.00	500,000.00	0.00	0.00	0.00	0.00	500,000.00
25GIS	GIS IMPLEMENTATION AND CLOUD H...	0.00	210,000.00	0.00	0.00	0.00	0.00	210,000.00
25GPSEQUIP	GPS EQUIPMENT	0.00	35,000.00	0.00	0.00	0.00	0.00	35,000.00
25I&I	INFLOW AND INFILTRATION EQUIP	0.00	100,000.00	0.00	0.00	0.00	0.00	100,000.00
25LIFTPUMPRPLCMT	2025 LIFT STATION PUMP REPLACME...	0.00	155,000.00	0.00	0.00	0.00	0.00	155,000.00
25LVM	2025 LARGE VALUT METER REPLACE...	0.00	650,000.00	0.00	0.00	0.00	0.00	650,000.00
25PARLIMAVE	PARLIAMENT AVENUE SWR RPLCMNT	0.00	1,850,000.00	0.00	0.00	0.00	0.00	1,850,000.00
25PLANTEASEMENT	PLANT EASEMENT AND FENCE REPLA...	0.00	70,000.00	0.00	0.00	0.00	0.00	70,000.00
25SWRREHAB	2025 SEWER REHABILITATION PROJECT	0.00	1,210,000.00	0.00	0.00	0.00	0.00	1,210,000.00
25WELL15GEN	WELL 15 GENERATOR REPLACEMENT	0.00	500,000.00	0.00	0.00	0.00	0.00	500,000.00
25WELL16A/C	WELL 16 A/C REHABILITATION	0.00	58,000.00	0.00	0.00	0.00	0.00	58,000.00
25WESTWARD	WESTWARD TERRACE/SUNDOWN WT...	0.00	100,000.00	0.00	0.00	0.00	0.00	100,000.00
25WVC	2025 WEST VALLEY CITY - OVERLAY & ...	0.00	250,000.00	0.00	0.00	0.00	0.00	250,000.00
Report Total:		6,891,592.04	87,346,079.41	27,748,100.00	36,746,577.17	19,679,007.47	56,425,584.64	24,028,902.73

Group Summary

Group	Encumbrances	Total Budget	Date Range Budget	Beginning Balance	Total Activity	Ending Balance	Budget Remaining
CAP EX	6,891,592.04	87,346,079.41	27,748,100.00	36,746,577.17	19,679,007.47	56,425,584.64	24,028,902.73
Report Total:	6,891,592.04	87,346,079.41	27,748,100.00	36,746,577.17	19,679,007.47	56,425,584.64	24,028,902.73

Type Summary

Group	Encumbrances	Total Budget	Date Range Budget	Beginning Balance	Total Activity	Ending Balance	Budget Remaining
FACILITIES	227,504.89	2,841,990.38	1,125,637.00	700,353.38	851,045.20	1,551,398.58	1,063,086.91
WASTEWATER	1,315,360.08	12,012,181.34	4,152,182.35	3,969,241.57	1,946,200.12	5,915,441.69	4,781,379.57
WATER	5,348,727.07	72,491,907.69	22,470,280.65	32,076,982.22	16,881,762.15	48,958,744.37	18,184,436.25
Report Total:	6,891,592.04	87,346,079.41	27,748,100.00	36,746,577.17	19,679,007.47	56,425,584.64	24,028,902.73



GRANGER-HUNTER
IMPROVEMENT DISTRICT

ENGINEERING REPORT

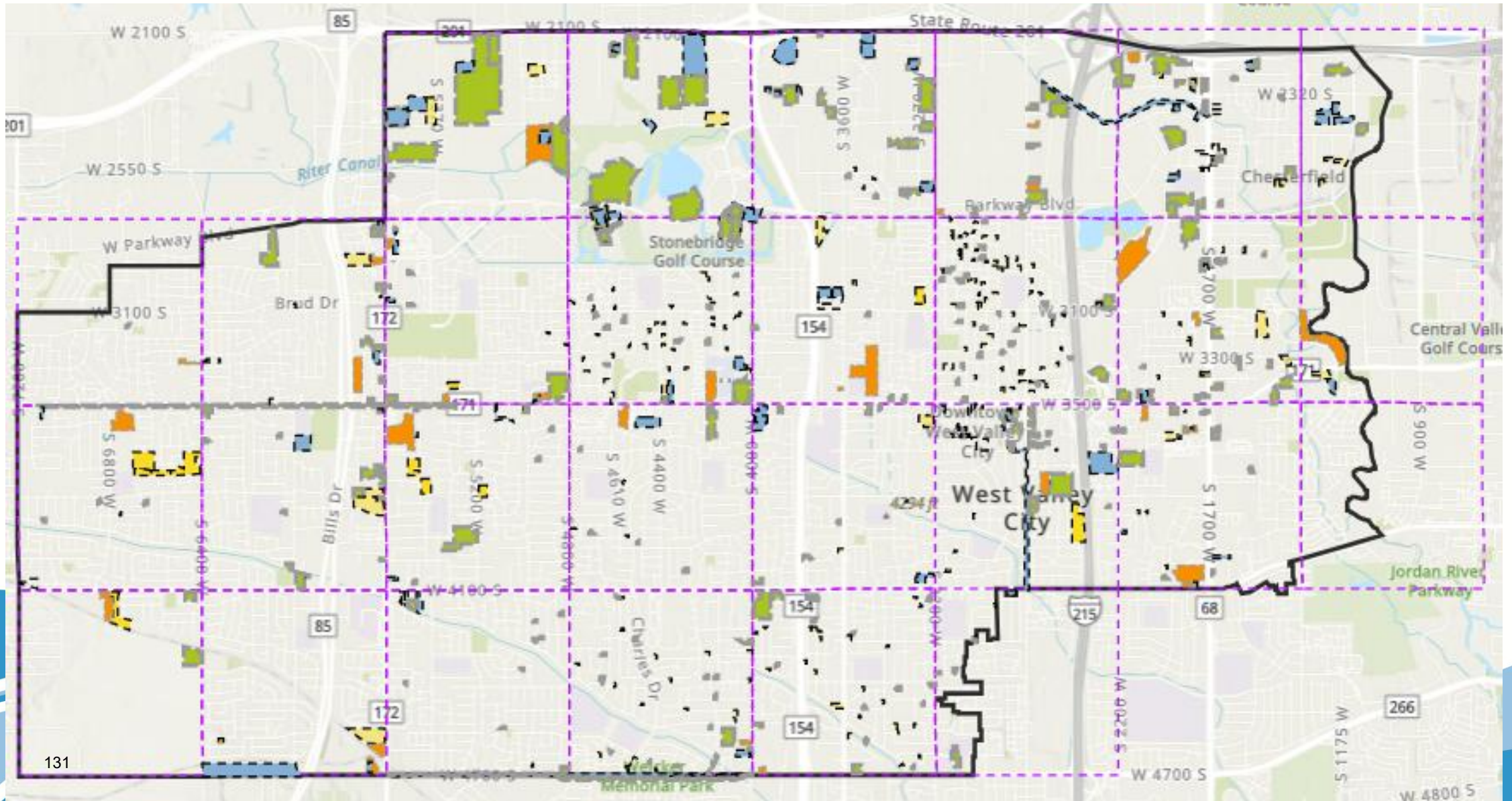
January 2025 Board Meeting

PLAN REVIEW UPDATE

	PROJECT NAME	NOTES	ADDRESS	TYPE	STATUS
1	Village at Rivers Edge Townhomes		1210 W 3300 S	Residential	Final Approval
2	LivSmart Studios by Hilton (144 Units)		3302 S 5600 W	Commercial	Resubmittal Required
3	Polk Bldg-Johnson Pike Test Kitchen Addition		3683 S 2270 S Suite 1 A & Half B	Tenant Improvement	Final Approval
4	Wingstop		2723 W 3500 S Unit 106	Tenant Improvement	Final Approval
5	Cascade Collision Fire Sprinkler System		5662 W 4700 S	Tenant Improvement	Final Approval
6	MIT R&D Park Building 1 & Building 2	Commercial Complex	4334 W Lake Park Blvd	Commercial	Final Approval
7	Mountain High Subdivision Infrastructure Improvements		3831 S 2700 W	Commercial	Under Review
8	Plaza 4700	Reconstruct after building fire	4616 S 4000 W	Tenant Improvement	Final Approval
9	New Wash Bay for Sunbelt Rentals Pump Solutions	Adding wash bay to site	2595 S 3270 W	Commercial	Resubmittal Required
10	Guardian Pharmacy		3489 W 2100 S Suite 350	Tenant Improvement	Resubmittal Required
11	HQ Office	Office space	2819 S 5600 W	Tenant Improvement	Final Approval
12	Metro Annex Facade Improvement Bldg 7	Exterior building modifications	1152 W 2400 S	Tenant Improvement	Resubmittal Required
13	Metro Annex Facade Improvement Bldg 8	Exterior building modifications	1182 W 2400 S	Tenant Improvement	Resubmittal Required
14	Metro Annex Facade Improvements Bldg 9	Exterior building modifications	1193 W 2400 S	Tenant Improvement	Resubmittal Required
15	Metro Annex Facade Improvements Bldgs 11&12	Exterior building modifications	1105 W 2400 S	Tenant Improvement	Resubmittal Required
16	Final Mice Solar		3781 W 2270 S Suite A – C	Tenant Improvement	Resubmittal Required



PLAN REVIEW UPDATE










PLAN REVIEW UPDATE

Legend



Plan Review

-  Plans Approved
-  Under Construction
-  Under Review
-  Plans Finaled
-  Construction Complete
-  Subdivision Lots
-  others

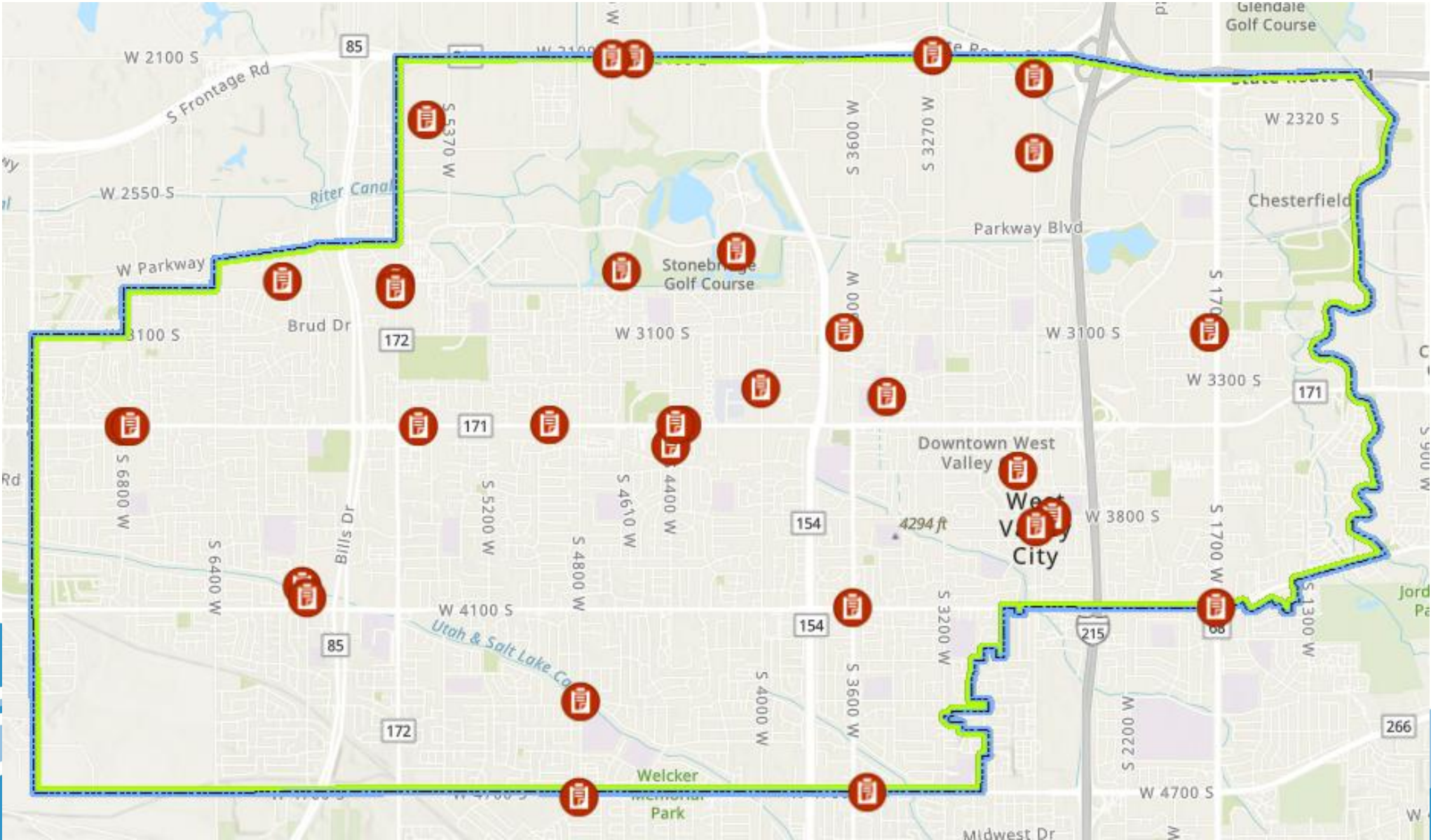
Section_Zones - GHID Sections



































Section_Zones - Boundary




INSPECTIONS UPDATE



Projects Under 32 Inspection

-  RGA Design Center 1741 W 3100 S
-  Morrell Office Warehouse 2411 S 2700 W
-  West Lake Junior High School 3400 S 3450 W
-  4700 S Expansion Project 4000-5600 W on 4700 S
-  20D Kent Booster Pump Station 4404 S 4800 W
-  Alicia's Bakery 4936 W 3500 S
-  5600 Hotel LLC 2878 S 5600 W
-  Stonebridge Bldg. 2 2785 S LEADERSHIP CT
-  20I 3100 S - 4100 S Redwood Rd Water Project
-  Lake Park Lot 1A (Nusano Radioisotope) 4129 W LAKE PARK BLVD
-  Asahi Refinery 4601 W SOUTH FRONTAGE RD
-  Heather Villas Sub 6087 W PARKWAY BLVD
-  Catrachos Foods 4344 W. 3500 S.
-  Granger Apartments Sewer Improvements 3348 S. 4000 W.
-  Covington Estates 4016 S. 6000 W.
-  American Preparatory Academy 3636 W 3100 S
-  WVC Overlay Projects 3600 W. - 3500 S. to 4100 S. Lake Park Blvd - 4800 W. to 5470 W. 2700 W. - 3500 S. to 3100 S.
-  Suburban Propane 3245 W 2100 S
-  Sonrise Townhomes 3560 S 4400 W
-  Jack In The Box 4380 W 3500 S
-  Warner Truck Lot Development 2303 S 5370 W
-  Mountain High Subdivision 3831 S Constitution Blvd
-  3500 S Expansion Project
-  UTA Midvalley Connector BRT Project
-  Cypress Cove Townhomes 3540 W 4700 S
-  West View Park 4059 S 6000 W
-  The Cottages at Pearce Farms 6765 W 3500 S
-  Hunter Park Site Irrigation System Replacement 3585 S 6000 W
-  Cascade Collision 5662 W 4700 S
-  24E Fire Hydrant Replacement Project
-  Wallace Stegner South Campus High School 4590 S 5600 W
-  Erin Hills Estates 5507 W 3500 S

COTTAGES AT PIERCE FARMS – 3585 S 6000 W



4" meter vault and 10" double check detector assembly

CATRACHOS – 4434 W 3500 S



8" fire line and PVC coupon from hot tapping process

JACK IN THE BOX – 4380 W 3500 S



1.5" water lateral connection



2" water lateral connection on 12" main



SCHEDULE A APPROVAL ITEM

