

THE BOARD OF TRUSTEES OF THE GRANGER-HUNTER IMPROVEMENT DISTRICT

PUBLIC NOTICE is hereby given by the Board of Trustees that Granger-Hunter Improvement District will hold a Board Meeting at 5:00 p.m. on Tuesday, November 22, 2022, at its main office located at 2888 South 3600 West, West Valley City, Utah. Trustees and members of the public are able to attend this meeting in person or electronically through www.ghid.org.

Agenda

A. GENERAL

1. Public Comments
2. Consider approval of the October 18, 2022 Board Meeting Minutes
3. Discuss potential conflicts of interest

B. OUR COMMUNITY

C. OUR TEAM

1. Review, discuss and consider adoption of Employee Handbook section 7.3; 5 & 6 Paid Leave updates.
2. Review 2023 Board meeting schedule calendar
3. Jordan Valley Water Conservancy District update
4. Central Valley Water Reclamation Facility update

D. OUR OPERATIONS

1. Discuss the creation of an Audit Committee
2. Discuss and approve 2022 Audit Engagement with Keddington and Christensen
3. Review & discuss Financial Report for October 2022
4. Review & discuss Paid Invoice Report for October 2022
5. Water maintenance update
6. Wastewater maintenance update
7. Water supply review
8. Capital Projects update
9. Consider approval of a Construction Contract to Cody Ekker Construction, Inc. in the amount of \$2,559,142.00 for the 22D: 4100 South & 4700 South Waterlines Project.
10. Consider approval of a Contract to Nickerson Company in the amount of \$132,420.00 for Well No. 8 Pump & Motor Repairs.
11. Consider approval of a Construction Contract to Condie Construction Company in the amount of \$12,552,242.00 for the 20A: 3500 South to 4100 South Redwood Road Sewer Project.
12. Engineering Department update

E. CLOSED SESSION

F. BOARD MEMBERS INPUT, REPORTS, FOLLOW-UP ITEMS OR QUESTIONS

G. CALENDAR

1. The next board meeting will be December 13, 2022

**MINUTES OF THE
GRANGER-HUNTER IMPROVEMENT DISTRICT
BOARD MEETING**

The Meeting of the Board of Trustees of the Granger-Hunter Improvement District (GHID) was held Tuesday, October 18, 2022, at 3:00 P.M. at the District office located at 2888 S. 3600 W., West Valley City, Utah.

This meeting was conducted electronically in accordance with the Utah Open and Public Meetings Act (Utah Code Ann. (1953) §§ 52-4-1 et seq.) and Chapter 7.12 of the Administrative Policy and Procedures Manual (“Electronic Meetings”).

Trustees Present:

Debra Armstrong	Chair
Corey Rushton	Trustee
Roger Nordgren	Trustee

Staff Members Present:

Jason Helm	General Manager/Treasurer
Todd Marti	Assistant General Manager/District Engineer
Troy Stout	Assistant General Manager/Chief Operating Officer
Michelle Ketchum	Director of Administration
Dustin Martindale	Director of Water Systems
Ricky Ncaise	Director of Wastewater
Victor Narteh	Director of Engineering
Justin Gallegos	Director of Information Technology
Austin Ballard	Controller/Clerk
Dakota Cambuzzi	Human Resource Manager
Kristy Johnson	Executive Assistant
Brent Rose	Legal Counsel – Clyde Snow & Sessions PC

Guests:

Ian Bailey	GIS, GHID
Bailey Barnard	Fleet Maintenance, GHID – <i>left after presentation</i>
Linda Waters	Safety Coordinator, GHID – <i>left after presentation</i>
Marcus Keller	Zions Bank – <i>left after presentation</i>
Marie Owens	AE2S
Taylor Gomm	Customer Service, GHID – <i>electronically</i>
Teresa Higgs	Customer Service, GHID – <i>electronically</i>
Idanely Avalos	Customer Service, GHID – <i>electronically</i>
Darcy Brantly	Accountant, GHID – <i>electronically</i>
Charlie Casias	WWPS Division Supervisor, GHID - <i>electronically</i>

A copy of the exhibits referred to in these minutes is attached and incorporated by this reference. The exhibits are also included in the official minute books maintained by Granger-Hunter Improvement District.

CALL TO ORDER

At 3:00 P.M. Debra Armstrong called the meeting to order and recognized all those present.

**Approval of the
September 20, 2022
Board Meeting Minutes**

A motion to approve the Board Meeting Minutes from September 20, 2022, was made by Debra Armstrong. Followed a second from Roger Nordgren, the motion passed as follows:

Armstrong – aye Rushton – aye Nordgren – aye

Conflicts of interest

There were none.

**OUR COMMUNITY
AWWA Intermountain
Section Individual
Safety Award**

Troy Stout and Linda Waters presented the AWWA Intermountain Section Individual Safety Award that was received by the District’s Bailey Barnard at the 2022 Annual AWWA Intermountain Section Conference in the beginning of October. The Board commended Bailey for his hard work on behalf of the District and it’s employees.

Corey Rushton presented the AWWA Intermountain Section Safety Award that the District received at the 2022 Annual AWWA Intermountain Section Conference and commended the District for its efforts.

**Review, Discuss &
Consider Approval of
2023 Tentative Budget**

Jason Helm presented the 2023 Tentative Budget. Mr. Helm discussed budget considerations and how those are to be incorporated into the Master Plan/Rate Study that was finalized this year. Mr. Helm presented the 2023 revenue and proposed rates and the affordability of the District’s rates. Austin Ballard discussed the tentative 2023 budget summary. – See 2023 Tentative Budget, and Rate and Fee Increase attached to these minutes for details.

Mr. Helm asked the Board to consider approval of the 2023 Tentative Budget. Corey Rushton made a motion to approve the budget as noted. Following a second from Roger Nordgren, the motion passed as follows:

Armstrong – aye Rushton – aye Nordgren – aye

**Consider Date for Public
Hearing Regarding 2023
Budget, and Rate and
Fee Increase**

Mr. Helm asked the Board to consider the date for the public hearing regarding the 2023 Budget, Rate and Fee Increase for November 22nd, 2022 at 6:00 p.m., following the regular scheduled November Board Meeting. Corey Rushton made a motion to approve the date as noted. Following a second from Roger Nordgren, the motion passed as follows;

Armstrong – aye Rushton – aye Nordgren – aye

Consider Adoption of Resolution 10-18-22.1

Austin Ballard introduced Marcus Keller from Zions Bank who presented information regarding Resolution 10-18-22.1. Mr. Ballard asked the Board to consider adoption of Resolution 10-18-22.1 AUTHORIZING THE ISSUANCE AND SALE of not more than \$14,000,000 aggregate principal amount of water and sewer revenue bonds series 2022 and related matters. Roger Nordgren made a motion to approve the resolution as outlined. Following a second from Debra Armstrong, the motion passed as follows;

Armstrong – aye

Rushton – aye

Nordgren – aye

OUR TEAM
Jordan Valley Water Conservancy District Update

Mr. Helm presented the Jordan Valley Water Conservancy District (JVWCD) review. – See JVWCD Review attached to these minutes for details.

Central Valley Water Reclamation Facility Update

Mr. Helm presented the Central Valley Water Reclamation Facility (CVWRF) review. – See CVWRF Review attached to these minutes for details.

OUR OPERATIONS
Fraud Risk Assessment

Austin Ballard presented the Fraud Risk Assessment to the Board. Mr. Ballard explained that the State Auditor’s Office is requiring that all public entities conduct a Fraud Risk Assessment and present it to the Board for review annually. Mr. Ballard discussed the District’s Fraud Risk Assessment report. The District scored low on the risk level with a 335 out of 395. The Board expressed an interest in creating an Audit Committee. – See Fraud Risk Assessment attached to these minutes for details.

Review & Discuss Financial Report for September 2022

Austin Ballard summarized the September 2022 Financial Report. Mr. Ballard mentioned that property tax revenue will begin to trickle in over the next few months. – See September 2022 Financial Report attached to these minutes for details.

Review & Discuss Paid Invoice Report for September 2022

Mr. Ballard discussed the September check report. The September check report totaled \$4,126,323.98 coming from five categories; infrastructure (28%), Jordan Valley Water (26%), Central Valley (25%), payroll taxes and employee benefits (10%), and other (11%). – See September 2022 Paid Invoice Report attached to these minutes for details.

Meter Program Update

Michelle Ketchum presented the meter program update and discussed the District’s first commercial electromagnetic flow meter (magmeter) which will provide more accurate meter readings and reduce non-revenue water loss. – See Meter Program Update report attached to these minutes for details.

Water Maintenance Update

Troy Stout presented the water maintenance update. Mr. Stout mentioned an overall increase in water line breaks and leaks. Currently, the District is unable to identify the reasons for the increase. – See Water Maintenance Update report attached to these minutes for details.

Consider Approval of Contract with Miller Paving Inc. to Complete the 22E: Rawhide Asphalt Installation Project

Mr. Stout asked the Board to consider Approval of a Contract with Miller Paving Inc. in the amount of \$120,875.00 to complete the 22E: Rawhide Asphalt Installation Project. Roger Nordgren made a motion to approve the contract as noted. Following a second from Corey Rushton, the motion passed as follows:

Armstrong – aye Rushton – aye Nordgren – aye

Consider Approval for the Purchase of 2022 Ford F550 Cab and Chassis XL with Crane Service Body from Truck Equipment Enterprises

Mr. Stout asked the Board to consider Approval for the purchase of a 2022 Ford F550 Cab and Chassis XL with crane service body from Truck Equipment Enterprises in the amount of \$157,188.30. Corey Rushton made a motion to approve the purchase as noted. Following a second from Roger Nordgren, the motion passed as follows:

Armstrong – aye Rushton – aye Nordgren – aye

Wastewater Maintenance Update

Mr. Stout presented the wastewater maintenance report. – See the Wastewater Systems Update report attached to these minutes for details.

Water Supply Review

Todd Marti presented the water supply report. – See Water Supply Review attached to these minutes for details.

Capital Projects Update

Mr. Marti presented the Capital Projects update. – See Capital Projects Update attached to these minutes for details.

Engineering Department Update

Mr. Marti presented the Engineering Department update. Mr. Marti mentioned increased communication with the public regarding the Lead & Copper rule. – See Engineering Department Update attached to these minutes for details.

CLOSED SESSION

A closed session was not needed for this meeting.

BOARD MEMBERS INPUT, REPORTS, FOLLOW-UP ITEMS OR QUESTIONS

Corey Rushton discussed a meter at 2200 West and 4700 South where the District draws water from JWCD. Mr. Rushton mentioned that when the District turns on this meter, it causes JWCD to turn on pumps in order to supply water to other parts of their District. Mr. Rushton discussed the possibility of a cost share project to install a PRV to modify the flow at that meter. A brief discussion took place regarding the possible benefits. Jason Helm will follow up with JWCD on this matter.

ADJOURNED

Inasmuch as all agenda items have been satisfied, Roger Nordgren made a motion to adjourn the meeting. Following a second from Debra Armstrong, the motion passed as follows and the meeting adjourned at 5:47 P.M.

Armstrong – aye Rushton – aye Nordgren – aye

Debra K. Armstrong, Chair

Austin Ballard, Clerk

DRAFT

OUR TEAM

- Employee Handbook Section 7.3 Update
- 2023 Board Meeting Calendar
- Jordan Valley Water Conservancy District Update
- Central Valley Water Reclamation Facility Update



7.3 Paid Leave

Holidays:

1. Upon hire, full-time and part-time employees are eligible to receive holiday pay on the following holidays: New Year's Day, Martin Luther King Day, Presidents' Day, Memorial Day, Independence Day, Pioneer Day, Labor Day, Veterans' Day, Thanksgiving Day, Christmas Day, and one Floating Holiday
2. For each observed holiday, including the "floating" holiday, full-time employees will be paid at the regular rate of pay for the same number of hours the employee was regularly scheduled to work on that day. Holiday pay for each non-full-time employee shall be calculated by multiplying the employee's current hourly rate by the average number of hours the employee worked each day in the two pay periods immediately preceding the holiday.
3. Overtime will accrue during holiday weeks on the same basis as any other week, except that employees will be credited for a day's work on the holiday without having worked.
4. Holiday pay will be calculated and included in the pay period in which the holiday occurs.
5. If any of the holidays, under Section 1 above, fall on a Saturday or Sunday, then the following Monday shall be the observed holiday and the District will be closed for business.
- 5.6. If any of the holidays, under Section 1 above, fall on a Friday, then ~~if a holiday falls on a day in which an employee was not scheduled to work due to a flex work schedule,~~ the employee will be credited with a "floating" holiday that may be used during or after the pay period in which the holiday occurs.

2023 BOARD MEETING SCHEDULE CALENDAR



2023 Board Meeting Schedule

January 17 – 3:00 p.m.

February 21 – 3:00 p.m.

March 21 – 3:00 p.m.

April 18 – 3:00 p.m.

May 16 – 3:00 p.m.

June 20 – Strategic Planning Mtg. 8:00 a.m. / Board Mtg. 3:00 p.m.

July 18 – 3:00 p.m. – meeting will be held if needed

August 15 – 3:00 p.m.

September 19 – 3:00 p.m.

October 17 – 3:00 p.m.

November 14 – Board Mtg. 5:00 / Public Hearing 6:00 p.m.

December 12 – 3:00 p.m.



2023

GHID Holiday Schedule

New Year's Day	Monday, January 2*
Martin Luther King Day	Monday, January 16
Presidents' Day	Monday, February 20
Memorial Day	Monday, May 29
Juneteenth	Monday, June 19
Independence Day	Tuesday, July 4
Pioneer Day	Monday, July 24
Labor Day	Monday, September 4
Veteran's Day	Monday, November 13*
Thanksgiving	Thursday, November 23
Christmas	Monday, December 25

Daylight Savings

Begins: Sunday, March 12

Ends: Sunday, November 5

Floating Holiday

**If any of the holidays, under Section 1 above, fall on a Saturday or Sunday, then the following Monday shall be the observed holiday and the District will be closed for business.*

***If any of the holidays, under Section 1 above, fall on a Friday, then the employee will be credited with a "floating" holiday that may be used during or after the pay period in which the holiday occurs.*



GRANGER-HUNTER
IMPROVEMENT DISTRICT

January 2023						
S	M	T	W	T	F	S
1	2	3	4	5	6	7
8	9	10	11	12	13	14
15	16	17	18	19	20	21
22	23	24	25	26	27	28
29	30	31				

February 2023						
S	M	T	W	T	F	S
			1	2	3	4
5	6	7	8	9	10	11
12	13	14	15	16	17	18
19	20	21	22	23	24	25
26	27	28				

March 2023						
S	M	T	W	T	F	S
			1	2	3	4
5	6	7	8	9	10	11
12	13	14	15	16	17	18
19	20	21	22	23	24	25
26	27	28	29	30	31	

April 2023						
S	M	T	W	T	F	S
						1
2	3	4	5	6	7	8
9	10	11	12	13	14	15
16	17	18	19	20	21	22
23	24	25	26	27	28	29
30						

May 2023						
S	M	T	W	T	F	S
	1	2	3	4	5	6
7	8	9	10	11	12	13
14	15	16	17	18	19	20
21	22	23	24	25	26	27
28	29	30	31			

June 2023						
S	M	T	W	T	F	S
				1	2	3
4	5	6	7	8	9	10
11	12	13	14	15	16	17
18	19	20	21	22	23	24
25	26	27	28	29	30	

July 2023						
S	M	T	W	T	F	S
						1
2	3	4	5	6	7	8
9	10	11	12	13	14	15
16	17	18	19	20	21	22
23	24	25	26	27	28	29
30	31					

August 2023						
S	M	T	W	T	F	S
		1	2	3	4	5
6	7	8	9	10	11	12
13	14	15	16	17	18	19
20	21	22	23	24	25	26
27	28	29	30	31		

September 2023						
S	M	T	W	T	F	S
					1	2
3	4	5	6	7	8	9
10	11	12	13	14	15	16
17	18	19	20	21	22	23
24	25	26	27	28	29	30

October 2023						
S	M	T	W	T	F	S
1	2	3	4	5	6	7
8	9	10	11	12	13	14
15	16	17	18	19	20	21
22	23	24	25	26	27	28
29	30	31				

November 2023						
S	M	T	W	T	F	S
			1	2	3	4
5	6	7	8	9	10	11
12	13	14	15	16	17	18
19	20	21	22	23	24	25
26	27	28	29	30		

December 2023						
S	M	T	W	T	F	S
					1	2
3	4	5	6	7	8	9
10	11	12	13	14	15	16
17	18	19	20	21	22	23
24	25	26	27	28	29	30
31						

- Board Meetings**
- January 17
 - February 21
 - March 21
 - April 18
 - May 16
 - June 20
 - July 18
 - August 15
 - September 19
 - October 17
 - November 14
 - December 12

- Conferences**
- RWAU – Feb 27-March 3 – St. George, UT
 - AWWA Utility Mgmt Conf – March 28-31 – Sacramento, CA
 - UGFOA – April 12-14 – St. George, UT
 - WEAU – April 25-28 – St. George, UT
 - GFOA – May 21-24 – Portland, OR
 - AWWA Annual Conf ACE – June 11-14 – Toronto, Canada
 - WEFTEC – Sept 30- Oct 4 – Chicago, IL
 - AWWA IMS Conf – Oct – Not Yet Scheduled
 - UASD – Nov – Not Yet Scheduled

- Misc.**
- Mar 12 – Daylight Savings
 - Apr 9 – Easter
 - May 14 – Mother's Day
 - June 18 – Father's Day
 - Nov 5 – Daylight Savings

- Holidays**
- Jan 2 – New Year's Day (observed)
 - Jan 16 – MLK Day
 - Feb 20 – President's Day
 - May 29 – Memorial Day
 - June 19 - Juneteenth
 - July 4 – Independence Day
 - July 24 – Pioneer Day
 - Sept 4 – Labor Day
 - Nov 13 – Veteran's Day (observed)
 - Nov 23 – Thanksgiving Day
 - Dec 25 – Christmas Day

JORDAN VALLEY WATER CONSERVANCY DISTRICT UPDATE



Jordan Valley Water Conservancy Update— November 2022

JORDAN VALLEY WATER CONSERVANCY DISTRICT

Monthly Summary of Water Deliveries in Acre Feet

October 2022

Municipal and Industrial (M&I) Water Deliveries

Wholesale System	This Month	Previous Year	% Change	YTD	YTD Prev Year	YTD % Change	Fiscal YTD	Fiscal YTD Prev Year	Fiscal YTD % Change	Contract Amount ¹	% of Contract Used
Bluffdale City	289.82	218.20	33%	3,112.04	3,145.03	-1%	1,721.62	1,639.40	5%	3,450	90%
Copperton Improvement District	4.48	0.00		29.23	2.43	1103%	29.23	1.45	1916%	0	
DGO-DFCM POM	18.55	40.83	-55%	312.06	341.16	-9%	68.23	122.31	-44%	548	57%
Draper City	343.78	267.29	29%	3,969.04	4,265.34	-7%	2,360.77	2,302.05	3%	3,800	104%
Granger-Hunter Improvement District	1,672.13	1,348.21	24%	17,589.95	15,835.36	11%	9,773.83	8,853.49	10%	18,500	95%
Herriman City ²	400.02	248.33	61%	5,592.15	5,327.63	5%	3,345.76	2,590.26	29%	5,867	95%
Hexcel Corporation	76.52	49.64	54%	698.31	573.55	22%	315.41	247.42	27%	720	97%
Kearns Improvement District	592.36	473.89	25%	6,657.74	7,062.64	-6%	3,683.95	3,421.47	8%	7,250	92%
Magna Water District	62.70	69.52	-10%	665.13	674.43	-1%	267.05	276.14	-3%	800	83%
Midvale City	353.70	255.29	39%	2,775.68	2,783.21	0%	1,805.89	1,461.50	24%	3,085	90%
Riverton City	454.03	363.08	25%	4,358.41	4,219.37	3%	2,134.93	1,925.92	11%	4,000	109%
South Jordan City ²	1,345.96	862.15	56%	15,441.78	15,350.82	1%	9,204.98	7,995.78	15%	14,150	109%
City of South Salt Lake	87.17	90.88	-4%	755.99	716.72	5%	251.74	343.74	-27%	1,020	25%
Taylorsville-Bennion Improvement District	418.81	240.80	74%	4,100.50	3,945.17	4%	1,821.84	1,535.28	19%	4,700	87%
WaterPro, Inc.	53.79	54.56	-1%	1,198.03	1,091.93	10%	666.53	757.63	-12%	950	126%
City of West Jordan ³	1,734.62	1,278.44	36%	19,043.76	18,376.24	4%	10,977.40	9,036.48	21%	20,000	95%
White City Water Improvement District	0.00	0.00		0.00	0.00		0.00	0.00		0	
Willow Creek Country Club ⁶	25.51	7.83	226%	301.50	304.11	-1%	204.60	171.64	19%	0	
Wholesale System Subtotal	7,933.93	5,868.92	35%	86,601.30	84,015.15	3%	48,633.76	42,681.95	14%	88,840	97%
Retail System ²	424.79	473.13	-10%	6,356.54	6,988.05	-9%	3,574.48	3,582.11	0%		
Total Wholesale & Retail	8,358.73	6,342.05	32%	92,957.84	91,003.20	2%	52,208.24	46,264.06	13%		

Other M&I Deliveries

MWDSLS (Treated and Transported) ⁴	952.06	617.64	54%	9,952.47	10,816.42	-8%	6,392.79	6,255.66	2%		
District Use (Non-revenue) ⁵	50.15	38.05	32%	557.75	546.02	2%	313.25	277.58	13%		
Other M&I Subtotal	1,002.22	655.69	53%	10,510.22	11,362.44	-8%	6,706.03	6,533.25	3%		
Total M&I Deliveries	9,360.94	6,997.74	34%	103,468.06	102,365.64	1%	58,914.28	52,797.31	12%		

Irrigation and Raw Water Deliveries

Welby Jacob Water Users	0.00	972.41	-100%	23,302.97	27,704.67	-16%	14,091.90	15,502.88	-9%		
Total Irrigation and Raw Water	0.00	972.41	-100%	23,302.97	27,704.67	-16%	14,091.90	15,502.88	-9%		
Total Deliveries	9,360.94	7,970.16	17%	126,771.03	130,070.31	-3%	73,006.17	68,300.19	7%		

¹ The City of South Salt Lake contract is based on a fiscal year. All other contracts are based on a calendar year.

² Retail deliveries are finalized after billing. Preliminary estimates using AMI data are made for the month previous to today.

³ Contract amount is minimum purchase plus remediated water.

⁴ Water treated and transported for MWDSLS by JVVCD is delivered to Salt Lake City at 2100 South.

⁵ District Use (Non-revenue) includes water consumed in breaks, reservoir washing, fires, irrigation and facility potable water.

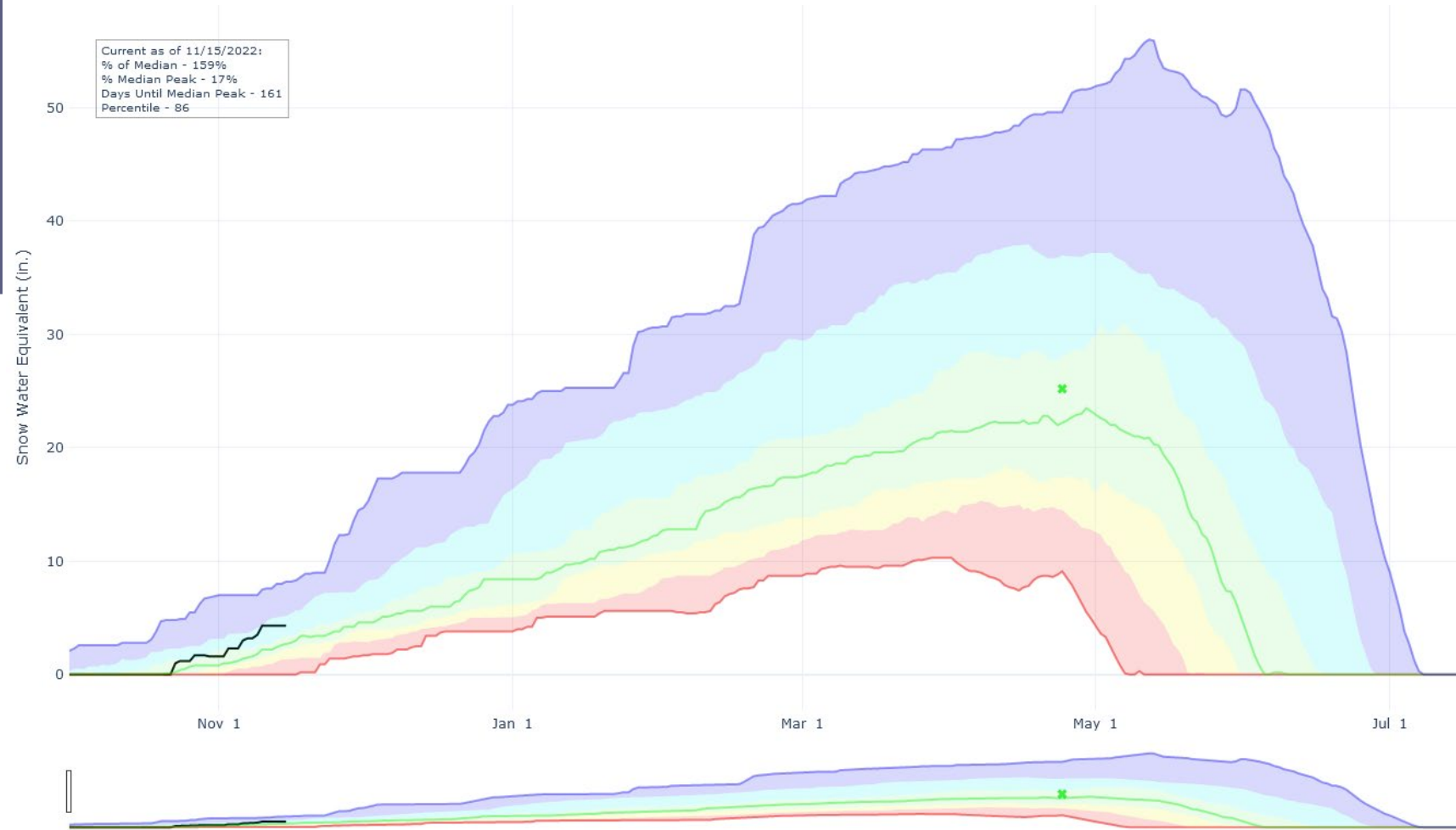
⁶ Willow Creek Country Club average annual usage is estimated at 350 acre-feet.

Jordan Valley Water Conservancy Update— November 2022

Jordan Valley Water Conservancy District Water Outlook Update (Provo River - Utah Lake - Jordan River) November 2, 2022

BASIN		SNOW WATER EQUIVALENT			TOTAL PRECIPITATION			
Site Name	Elev (ft)	Current	Median	% of Median	Current	Avg	% of Avg	
Beaver Divide	8,280	1.6	0.0		2.2	2.0	110%	
Brighton	8,766	2.8	0.6	467%	3.8	3.5	109%	
Cascade Mountain	7,774	1.8	0.2	900%	2.5	2.7	93%	
Clear Creek #1	8,975	1.2	0.2	600%	2.5	2.5	100%	
Clear Creek #2	7,837	1.5	0.2	750%	2.4	2.1	114%	
Daniels-Strawberry	8,008	0.9	0.0		2.5	2.2	114%	
Dry Fork	7,093	2.5	0.2	1250%	3.1	2.6	119%	
Lookout Peak	8,161	2.7	0.7	386%	3.1	3.4	91%	
Louis Meadow	6,700	1.9	0.2	950%	3.2	2.9	110%	
Mill-D North	8,963	2.0	0.2	1000%	3.1	3.0	103%	
Parleys Summit	7,585	2.3	0.1	2300%	4.1	2.9	141%	
Payson R.S.	8,044	0.8	0.0		2.5	2.0	125%	
Snowbird	9,177	5.0	1.2	417%	5.7	4.8	119%	
Timpanogos Divide	8,140	2.5	0.0		4.4	3.2	138%	
Trial Lake	9,992	2.3	1.0	230%	2.6	2.8	93%	
Basin Index (%)							663%	112%

Jordan Valley Water Conservancy Update— November 2022



Jordan Valley Water Conservancy Update— November 2022

News Brief:

Last week (November 9th), in its regular meeting on Wednesday, the Jordan Valley Water Conservancy District (JVWCD) Board of Trustees appointed Alan Packard as its new General Manager. Alan will begin in his new position on January 16, 2023.

Alan has worked with JVWCD for 32 years. With his wealth of knowledge and experience, Alan will continue to position JVWCD as a leader in the water industry as well as continue working to meet the level of service that you expect from JVWCD.

In addition, Jacob Young was appointed to fill Alan Packard's old position, which will now carry the title of Deputy General Manager. Jacob is currently working with Brown and Caldwell and is a highly regarded engineer and water professional. Jacob will begin with JVWCD in early January and be a great addition to the JVWCD staff.

CENTRAL VALLEY WATER RECLAMATION FACILITY UPDATE



Central Valley Water Reclamation Update— November 2022

Central Valley Water Reclamation Facility Monthly Cost Summary October 31, 2022

Description	Monthly Costs	O & M Monthly			
		Member Entity	Capital %	Average %	Pretreatment %
Facility Operation	1,412,956	Cottonwood	15.6537%	15.3753%	4.96%
Pretreatment Field	66,274	Mt Olympus	24.3012%	24.8147%	18.32%
Entity Lab Work	6,766	Granger-Hunter	25.6526%	24.7744%	31.01%
Net Lab Costs	78,430	Kearns	10.8618%	11.5828%	5.53%
Bond Trust Payment	1,648,847	Murray	7.7608%	7.4509%	13.84%
Bond/Cash Capital 2021B	3,837,166	South Salt Lake	4.8929%	4.7693%	24.81%
State Loan	2,054,158	Taylorville-Ben	10.8770%	11.2326%	1.53%
Pay-as-you-go CIP	397,510		100.0000%	100.0000%	100.0000%
	9,502,107				

Calculation	Description	Mount					South Salt	Taylorville-	Total
		Cottonwood	Olympus	Granger-Hunter	Kearns	Murray	Lake	Bennion	
Monthly flows % (Table 5)	Facility Operation	217,246.22	350,620.79	350,051.37	163,659.87	105,277.94	67,388.11	158,711.70	1,412,956.00
Directly reimbursable costs	Pretreatment Field	3,287.19	12,141.40	20,551.57	3,664.95	9,172.32	16,442.58	1,013.99	66,274.00
Directly reimbursable costs	Entity Lab Work	210.00	1,783.00	2,848.00	125.00	540.00	300.00	960.00	6,766.00
Monthly flows % (Table 5)	Net Lab Costs	12,058.85	19,462.17	19,430.56	9,084.39	5,843.74	3,740.56	8,809.73	78,430.00
	Total O & M	232,802.26	384,007.36	392,881.50	176,534.21	120,834.00	87,871.25	169,495.42	1,564,426.00
	2021B Bond Entity Draws (Do not pay)	600,658.45	932,477.38	984,332.85	416,785.30	297,794.78	187,748.70	417,368.55	3,837,166.01
	State Loan Draws (Do not pay)	321,551.73	499,185.04	526,944.94	223,118.53	159,419.09	-	223,430.77	1,953,650.10
	State Loan SSL	-	-	-	-	-	100,507.90	-	100,507.90
	Cash Entity Capital	-	-	-	-	-	-	-	-
	Monthly CIP (pay-as-you-go)	62,225.02	96,599.70	101,971.65	43,176.74	30,849.96	19,449.77	43,237.15	397,509.99
	2017 A & B Bond Trust Payments	53,647.53	-	87,915.25	40,836.00	26,597.60	16,768.62	-	225,765.00
	2019A Bond Trust Payments	59,535.15	-	97,563.75	41,310.27	29,515.83	-	-	227,925.00
	2020A Loan DS Payments	41,153.10	63,887.19	67,439.67	28,555.38	20,403.27	-	28,595.39	250,034.00
	2021A Bank of Utah	19,700.49	30,583.55	32,284.31	13,669.79	9,767.12	6,157.81	13,688.92	125,851.99
	2021B Bond Trust Payments	21,347.11	33,139.79	34,982.71	14,812.35	10,583.48	6,672.50	14,833.07	136,371.01
	2021C Bond Trust Payments	112,398.51	174,490.51	184,193.15	77,991.28	55,726.01	-	78,100.54	682,900.00
	Total Entity Bill for Month	602,809.17	782,708.10	999,231.99	436,886.02	304,277.27	237,427.85	347,950.49	3,711,290.89

Member Entity	2017A Bond %	2017B Bond %	2019A Bond %	2020A Loan %	2021A Bond %	2021B Bond %	2020C Bond %
Cottonwood	29.0098%	0.00%	26.1205%	16.4590%	15.6537%	15.6537%	16.4590%
Mt Olympus	0.00%	0.00%	0.0000%	25.5514%	24.3012%	24.3012%	25.5514%
Granger-Hunter	47.5400%	0.00%	42.8052%	26.9722%	25.6526%	25.6526%	26.9722%
Kearns	0.00%	100.00%	18.1245%	11.4206%	10.8618%	10.8618%	11.4206%
Murray	14.3826%	0.00%	12.9498%	8.1602%	7.7608%	7.7608%	8.1602%
South Salt Lake	9.0676%	0.00%	0.0000%	0.0000%	4.8929%	4.8929%	0.0000%
Taylorville-Ben	0.00%	0.00%	0.0000%	11.4366%	10.8770%	10.8770%	11.4366%
	100.0000%	100.00%	100.0000%	100.0000%	100.0000%	100.0000%	100.0000%

Central Valley Water Reclamation Update— November 2022

Central Valley Water Reclamation Facility Board approved a Land Lease Agreement for Golf Course Property.

- Developer will build warehouse space on leased property
- Golf course property owner will be bought out by developer
- The land user will be required to purchase and maintain liability insurance for tenants
- Lease payments from property lease will go towards annual operation costs
- GHID will be the benefactor of approximately \$25M in savings in CVWRF fees over the life of the lease (60 years).



OUR OPERATIONS

- Discuss Audit Committee
- 2022 Audit Engagement
- October Financial Report
- October Paid Invoice Report
- Water Maintenance Update
- Wastewater Maintenance Update
- Water Supply Review
- Capital Projects Update
- Engineering Department Update





To: Granger-Hunter Improvement District Board of Trustees

From: Austin Ballard, CPA, Controller

Date: November 17, 2022

Subject: Audit Committee

Background

During the October 2022 Board meeting, the Fraud Risk Assessment (FRA) results were discussed, and it was identified that because the District does not have a formal audit committee, it was not awarded the 20 points for the Audit Committee line item. As part of the review discussion, the Board expressed an interest in pursuing the 20 points for this line item on future assessments.

Audit Committee Framework and Charter

For the District to award itself the 20 points on the FRA, the Utah State Auditor's Office gives the following guidelines:

An audit committee must ensure the following:

1. Management develops and enforces systems that ensure the entity accomplishes its mission effectively and efficiently while complying with laws and regulations.
2. The internal audit function objectively assesses the effectiveness of management's internal control program.
3. Financial statement audits are performed by a qualified, independent accounting firm and issues identified during those audits are reviewed and resolved as appropriate.
4. Hotline complaints are investigated and findings are addressed by the governing body.

Should the Board choose to proceed in forming an audit committee to accomplish these guidelines, it is proposed that the District's Audit Committee would assume the following responsibilities:

1. Oversee the selection process of the independent auditor, including engaging the auditor each year to conduct the audit
2. Review the results of the independent auditor's audit and audit report. After reviewing the results, the committee will present its findings to the Board and Public during a regularly scheduled board meeting.

3. Review and approve the annual audit plan of the internal auditor, including reviewing internal audit reports
4. Review all hotline complaints and report back to the Board and Public on all complaints

District Staff also propose that the District's audit committee consist of the following members:

1. One board member (serve as committee chair)
2. General Manager
3. District Controller
4. Up to two individuals from "sister" entities who have professional financial expertise as appointed the board chair

Potential Conflict of Interests

Government Finance Officers Association offers the following best practice in reference to audit committees: "no governing body member who exercises managerial responsibilities that fall within the scope of the audit should serve as a member of the audit committee." The District Controller position could fall into the category of "exercises managerial [accounting] responsibilities." Because the District Controller could have the ability to influence the scope of internal audits, it is recommended that the District Controller recuses himself from attending any portion of audit committee meetings where the scope of internal audits are being discussed. This allows the internal auditor to maintain an "arm's length" distance between the District Controller and any internal audit. The District Controller should be present when discussing the findings of the report, so he/she can implement any internal control changes the report identifies.

In regard to the selection and engagement of the external auditor, there are fewer conflicts of interest for the District Controller, because there will be at least three other members on the audit committee that can limit how much impact the District Controller will have on the scope of the audit. However, should the audit committee want the external auditor to look at any specific areas during the external audit, the District Controller should recuse him/herself from attending that portion of the audit committee meeting.

It is recommended that the Board of Trustees update the administration policy to outline the audit committee's responsibilities and identify who would serve on the committee.

2022 AUDIT ENGAGEMENT





To: Granger-Hunter Improvement District Board of Trustees

From: Austin Ballard, CPA, Controller

Date: November 17, 2022

Subject: 2022 Audit Engagement with Keddington and Christensen

Background

Each year Granger-Hunter Improvement District (District) is required by state law to have an independent audit report issued to offer an opinion on the financial position of the District. In 2020, the District conducted an RFP to identify an accounting firm who would provide independent audit services for each accounting year. Keddington and Christensen was the firm who had the highest score, and the District awarded the independent audit services to them. The RFP secured pricing for a period of five years for \$11,000 for annual audit services and \$1,000 for single audit services (federal grant/loan awards). The District's 2022 Audit would be the third year subject to the five-year RFP pricing structure.

2022 Audit Engagement

Starting on January 3rd, the District needs to begin the annual audit, starting with the audit on the District's inventory. The remainder of the 2022 engagement would be performed in April, with the findings presented to the board in the May or June Board meetings.

District staff recommends that the board continue to engage the services of Keddington and Christensen to conduct the District's 2022 Audit.

OCTOBER 2022 FINANCIAL REPORT





GRANGER-HUNTER
IMPROVEMENT DISTRICT

REVENUES

	Actual 10/31/2021	Amended Budget 2021	% of Budget	Actual 10/31/2022	Budget 2022	% of Budget
REVENUES						
Operating Revenues:						
Water Sales	\$ 16,485,512	\$ 19,884,000	82.9%	\$ 16,084,891	\$ 21,276,000	75.6%
Sewer Service Charges	9,131,052	11,677,000	78.2%	10,349,431	13,779,000	75.1%
Central Valley Assessmt	2,253,218	2,700,000	83.5%	2,267,802	2,700,000	84.0%
Engineering Fees	8,049	7,000	115.0%	94,495	7,000	1349.9%
Connection fees	27,298	40,000	68.2%	153,008	40,000	382.5%
Inspection	57,387	55,000	104.3%	113,106	55,000	205.6%
Delinquent/Turn-on Fees	6,260	35,000	17.9%	42,730	35,000	122.1%
Conservation Grant	34,570	41,300	83.7%	48,626	51,000	95.3%
Total Operating Revenue	<u>28,003,346</u>	<u>34,439,300</u>	81.3%	<u>29,154,089</u>	<u>37,943,000</u>	76.8%
Property Tax Revenue:						
Property Tax	324,738	3,400,000	9.6%	702,980	4,974,000	14.1%
Motor Vehicle	186,803	250,000	74.7%	190,820	260,000	73.4%
Personal Property	321,269	325,000	98.9%	321,780	392,000	82.1%
Delinquent Tax/Interest	57,258	80,000	71.6%	58,623	80,000	73.3%
Tax Increment for RDA	-	200,000	0.0%	-	170,000	0.0%
Total Property Tax Revenue	<u>890,068</u>	<u>4,255,000</u>	20.9%	<u>1,274,203</u>	<u>5,876,000</u>	21.7%
Non-operating Revenue:						
Impact Fees - Water	498,037	450,000	110.7%	1,041,798	500,000	208.4%
Impact Fees - Sewer	273,266	200,000	136.6%	631,081	275,000	229.5%
Interest	143,416	250,000	57.4%	279,848	125,000	223.9%
Sale of Surplus Equipment	21,967	40,000	54.9%	146,389	40,000	366.0%
Other	100,353	120,000	83.6%	111,046	120,000	92.5%
Total Non-operating Revenue	<u>1,037,039</u>	<u>1,060,000</u>	97.8%	<u>2,210,162</u>	<u>1,060,000</u>	208.5%
Total Revenues	<u>\$ 29,930,453</u>	<u>\$ 39,754,300</u>	75.3%	<u>\$ 32,638,454</u>	<u>\$ 44,879,000</u>	72.7%

*2021 amounts have been adjusted from what was presented during 2021 board meetings. The adjustments include removing accruals made to the 2021 amounts.

Percent of Year Completed: 83.33%



GRANGER-HUNTER
IMPROVEMENT DISTRICT

EXPENSES

	Actual 10/31/2021	Amended Budget 2021	% of Budget	Actual 10/31/2022	Budget 2022	% of Budget
EXPENSES						
Payroll Wages:						
Salaries & Wages	\$ 3,843,433	\$ 4,893,240	78.5%	\$ 4,157,057	\$ 5,175,735	80.3%
Overtime Wages	74,675	175,000	42.7%	66,446	150,000	44.3%
On-call Pay	56,337	71,280	79.0%	55,991	71,280	78.6%
Incentive Pay	7,105	15,000	47.4%	6,714	4,000	167.9%
Vehicle Allowance	4,968	9,000	55.2%	5,855	7,200	81.3%
Other/OPEB	(1,062)	250,000	-0.4%	-	40,000	0.0%
Clothing Allowance	20,625	21,450	96.2%	19,800	21,450	92.3%
<i>Total Payroll Wages</i>	<u>4,006,081</u>	<u>5,434,970</u>	<u>73.7%</u>	<u>4,311,863</u>	<u>5,469,665</u>	<u>78.8%</u>
Payroll Benefits:						
State Retirement Plan	684,548	947,920	72.2%	739,553	990,339	74.7%
401K Plan	462,635	594,210	77.9%	481,639	627,040	76.8%
Health/Dental Insurance	1,343,292	1,687,023	79.6%	1,519,064	1,825,000	83.2%
Medicare	57,011	72,730	78.4%	61,422	76,367	80.4%
Workers Compensation Ins	28,889	40,000	72.2%	28,961	40,000	72.4%
Life/LTD/LTC Insurance	84,380	75,000	112.5%	36,171	68,400	52.9%
State Unemployment	-	10,000	0.0%	1,699	5,000	34.0%
<i>Total Payroll Benefits</i>	<u>2,660,755</u>	<u>3,426,883</u>	<u>77.6%</u>	<u>2,868,509</u>	<u>3,632,146</u>	<u>79.0%</u>
Operations & Maintenance:						
Repair & Replacement	575,732	801,400	71.8%	616,896	1,169,300	52.8%
Building & Grounds	54,033	82,450	65.5%	51,702	79,450	65.1%
Vehicle Maint & Fuel	168,203	193,680	86.8%	284,819	346,390	82.2%
Vehicle Lease	186,437	225,800	82.6%	101,246	118,000	85.8%
Tools & Supplies	60,764	89,750	67.7%	77,726	67,957	114.4%
Water Purchases	7,990,706	10,717,260	74.6%	8,883,235	10,824,567	82.1%
Treatment Chemicals	40,011	41,300	96.9%	14,918	43,500	34.3%
Water Lab Testing Fees	15,997	66,500	24.1%	17,496	74,500	23.5%
Utilities	721,798	905,000	79.8%	507,396	923,900	54.9%
<i>Total O&M</i>	<u>9,813,681</u>	<u>13,123,140</u>	<u>74.8%</u>	<u>10,555,434</u>	<u>13,647,564</u>	<u>77.3%</u>
CVWRF:						
Facility Operations	3,485,797	5,517,471	63.2%	3,631,169	5,546,334	65.5%
Project Betterments	1,035,329	1,748,831	59.2%	860,221	1,660,415	51.8%
Interceptor Monitoring	-	-	0.0%	-	-	0.0%
Pre-treatment Field	249,088	286,024	87.1%	236,556	363,160	65.1%
Laboratory	198,884	251,563	79.1%	188,260	274,019	68.7%
CVW Debt Service	2,676,097	3,311,053	80.8%	4,078,675	6,522,160	62.5%
<i>Total CVWRF</i>	<u>\$ 7,645,195</u>	<u>\$ 11,114,942</u>	<u>68.8%</u>	<u>\$ 8,994,881</u>	<u>\$ 14,366,088</u>	<u>62.6%</u>

*2021 amounts have been adjusted from what was presented during 2021 board meetings. The adjustments include removing accruals made to the 2021 amounts.



GRANGER-HUNTER
IMPROVEMENT DISTRICT

	Actual 10/31/2021	Budget 2021	% of Budget	Actual 10/31/2022	Budget 2022	% of Budget
General & Administrative:						
Office Supplies/Printing	\$ 11,094	\$ 27,840	39.8%	\$ 11,179	\$ 24,210	46.2%
Postage & Mailing	110,758	155,550	71.2%	113,741	155,775	73.0%
General Administrative	42,145	133,810	31.5%	41,414	76,660	54.0%
Computer Supplies	378,374	471,167	80.3%	313,502	473,660	66.2%
General Insurance	294,192	360,595	81.6%	295,346	394,830	74.8%
Utilities	58,195	95,500	60.9%	69,070	87,288	79.1%
Telephone	96,998	113,600	85.4%	86,000	127,200	67.6%
Training & Education	34,232	97,475	35.1%	73,686	102,500	71.9%
Safety	28,883	40,620	71.1%	31,294	41,425	75.5%
Legal fees	28,863	54,000	53.5%	32,106	53,000	60.6%
Auditing Fees	12,000	12,000	100.0%	12,000	12,000	100.0%
Professional Consulting	186,811	347,400	53.8%	150,153	156,500	95.9%
Public Relations/Conservation	70,552	98,500	71.6%	81,520	87,500	93.2%
Banking & Bonding	294,226	332,900	88.4%	294,065	337,280	87.2%
Payments to Other Gov't Agencies	-	-	0.0%	125,300	171,000	73.3%
Admin Contingency	-	180,000	0.0%	-	180,000	0.0%
<i>Total General Administrative</i>	<u>1,647,323</u>	<u>2,520,957</u>	<u>65.3%</u>	<u>1,730,376</u>	<u>2,480,828</u>	<u>69.7%</u>
Total Operating Expenses	<u>25,773,035</u>	<u>35,620,892</u>	<u>72.4%</u>	<u>28,461,063</u>	<u>39,596,291</u>	<u>71.9%</u>
Net Operating Revenues	<u>4,157,418</u>	<u>4,133,408</u>	<u>100.6%</u>	<u>4,177,391</u>	<u>5,282,709</u>	<u>79.1%</u>
Indirect Operating Expenses:						
Depreciation	6,628,499	8,000,000	82.9%	6,542,417	8,250,000	79.3%
RDA Pass-Through	-	200,000	0.0%	-	170,000	0.0%
<i>Total Indirect Operating Exp</i>	<u>6,628,499</u>	<u>8,200,000</u>	<u>80.8%</u>	<u>6,542,417</u>	<u>8,420,000</u>	<u>77.7%</u>
Equipment and Infrastructure:						
Infrastructure	4,587,490	21,142,000	21.7%	12,650,595	36,358,000	34.8%
New Vehicles & Equipment	153,993	625,810	24.6%	514,077	681,660	75.4%
<i>Total Equipment</i>	<u>4,741,483</u>	<u>21,767,810</u>	<u>21.8%</u>	<u>13,164,672</u>	<u>37,039,660</u>	<u>35.5%</u>
Debt Service:						
Bond Interest and Fees	36,781	207,388	17.7%	35,710	703,278	5.1%
Bond Principal Pmt ('21 Bond)	295,000	311,000	94.9%	321,000	321,000	100.0%
Bond Principal Pmt ('19 Bond)	532,000	532,000	100.0%	753,000	753,000	100.0%
<i>Total Debt Service</i>	<u>863,781</u>	<u>1,050,388</u>	<u>82.2%</u>	<u>1,109,710</u>	<u>1,777,278</u>	<u>62.4%</u>
Total Equip & Debt Service	<u>5,605,264</u>	<u>22,818,198</u>	<u>24.6%</u>	<u>14,274,382</u>	<u>38,816,938</u>	<u>36.8%</u>
Net Revenues	<u>(8,076,345)</u>	<u>(26,884,790)</u>	<u>30.0%</u>	<u>(16,639,408)</u>	<u>(41,954,229)</u>	<u>39.7%</u>
Infrastructure and Debt						
Add back Depreciation	6,628,499	8,000,000	82.9%	6,542,417	8,250,000	79.3%
Add back Infrastructure	4,587,490	21,142,000	21.7%	12,650,595	36,358,000	34.8%
Net Revenues, net of Infr & Depr	<u>\$ 3,139,644</u>	<u>\$ 2,257,210</u>	<u>139.1%</u>	<u>\$ 2,553,604</u>	<u>\$ 2,653,771</u>	<u>96.2%</u>

*2021 amounts have been adjusted from what was presented during 2021 board meetings. The adjustments include removing accruals made to the 2021 amounts.

OCTOBER 2022 PAID INVOICE REPORT





Paid Check Report

By Vendor Name

Payment Dates 10/1/2022 - 10/31/2022

Vendor Name	Payment Date	Payment Number	Description (Item)	Account Number	Account Name	Amount
Vendor: 1064 - ACE RECYCLING & DISPOSAL						
ACE RECYCLING & DISPOSAL	10/19/2022	125825	OCT 2022 MONTHLY CHARGES	01-260-510220	BUILDINGS & GROUNDS - BLD/...	346.64
Vendor 1064 - ACE RECYCLING & DISPOSAL Total:						346.64
Vendor: 1160 - ALPINE SUPPLY						
ALPINE SUPPLY	10/12/2022	125770	WS 10-4-22 Alpine Supply	01-220-520210	REPAIR SUPPLIES - WTR R&R	15.09
Vendor 1160 - ALPINE SUPPLY Total:						15.09
Vendor: 1210 - AMERICAN EXPRESS						
AMERICAN EXPRESS	10/12/2022	125771	SEP 2022 PURCHASES	01-000-210150	AMEX/MC PAYABLE	Ferguson \$21,999.52 52,707.86
AMERICAN EXPRESS	10/12/2022	125771	WTRROWER/REPAIR	01-000-220700	EMPLOYEE RESERVE - GYM	Geneva Rock \$16,094.51 40.13
AMERICAN EXPRESS	10/12/2022	125771	SOLE FITNESS/REPAIR	01-000-220700	EMPLOYEE RESERVE - GYM	Magna Water \$ 6,653.26 51.04
AMERICAN EXPRESS	10/12/2022	125771	AMZN/GYM SUPPLIES	01-000-220700	EMPLOYEE RESERVE - GYM	Verizon \$ 2,985.12 84.71
AMERICAN EXPRESS	10/12/2022	125771	AWWA/REGISTRATION-2022 ...	01-105-510480	TRAINING & EDUCATION - BO...	Other \$ 4,975.45 -344.84
AMERICAN EXPRESS	10/12/2022	125771	ZUPAS/INCODE 10 UTILITY LU...	01-110-510430	GENERAL ADMINISTRATIVE	177.72
AMERICAN EXPRESS	10/12/2022	125771	CAFE RIO/EMPLOYEE APPRECI...	01-110-510430	GENERAL ADMINISTRATIVE	-202.35
AMERICAN EXPRESS	10/12/2022	125771	GREENHOLLOW GRILL/EMP A...	01-110-510430	GENERAL ADMINISTRATIVE	1,276.00
AMERICAN EXPRESS	10/12/2022	125771	CUPBOP/SCADA RECOGNITION...	01-110-510430	GENERAL ADMINISTRATIVE	109.26
AMERICAN EXPRESS	10/12/2022	125771	AWWA/2021 UTIL BENCHMARK...	01-110-510480	TRAINING & EDUCATION - M...	426.93
AMERICAN EXPRESS	10/12/2022	125771	EMP COUNCIL/REGISTRATION-...	01-110-510480	TRAINING & EDUCATION - M...	344.25
AMERICAN EXPRESS	10/12/2022	125771	HYATT/LODGING/CHMBR WES...	01-110-510480	TRAINING & EDUCATION - M...	142.22
AMERICAN EXPRESS	10/12/2022	125771	UGFOA/REGISTRATION-FALL ...	01-110-510480	TRAINING & EDUCATION - M...	100.00
AMERICAN EXPRESS	10/12/2022	125771	EMP COUNCIL/REGISTRATION-...	01-120-510480	TRAINING & EDUCATION - HR	318.75
AMERICAN EXPRESS	10/12/2022	125771	EMP COUNCIL/REGISTRATION-...	01-120-510480	TRAINING & EDUCATION - HR	344.25
AMERICAN EXPRESS	10/12/2022	125771	ZAZZLE/EMPLOYEE IDS	01-130-510410	OFFICE SUPPLIES/PRINTING	10.18
AMERICAN EXPRESS	10/12/2022	125771	AMZN/PRINTER TONER	01-130-510410	OFFICE SUPPLIES/PRINTING	95.99
AMERICAN EXPRESS	10/12/2022	125771	AMZN/PRINTER TONER	01-130-510410	OFFICE SUPPLIES/PRINTING	173.67
AMERICAN EXPRESS	10/12/2022	125771	AMZN/PLOTTER INK	01-130-510410	OFFICE SUPPLIES/PRINTING	115.89
AMERICAN EXPRESS	10/12/2022	125771	OFF DPT/PAPER	01-130-510410	OFFICE SUPPLIES/PRINTING	187.70
AMERICAN EXPRESS	10/12/2022	125771	AMZN/OFFICE SUPPLIES	01-130-510410	OFFICE SUPPLIES/PRINTING	26.28
AMERICAN EXPRESS	10/12/2022	125771	AMZN/BLDG B GARBAGE CANS	01-130-510410	OFFICE SUPPLIES/PRINTING	405.97
AMERICAN EXPRESS	10/12/2022	125771	AMZN/PRINTER TONER	01-130-510410	OFFICE SUPPLIES/PRINTING	310.29
AMERICAN EXPRESS	10/12/2022	125771	AMZN/PLOTTER INK	01-130-510410	OFFICE SUPPLIES/PRINTING	271.09
AMERICAN EXPRESS	10/12/2022	125771	AMZN/TONER-ENG PLOTTER	01-130-510410	OFFICE SUPPLIES/PRINTING	521.79
AMERICAN EXPRESS	10/12/2022	125771	AMZN/OFFICE SUPPLIES	01-130-510410	OFFICE SUPPLIES/PRINTING	50.54
AMERICAN EXPRESS	10/12/2022	125771	CHMBR WST/REGISTRATION-P...	01-130-510480	TRAINING & EDUCATION - CUS...	50.00
AMERICAN EXPRESS	10/12/2022	125771	EMP COUNCIL/REGISTRATION-...	01-130-510480	TRAINING & EDUCATION - CUS...	318.75
AMERICAN EXPRESS	10/12/2022	125771	EMP COUNCIL/REGISTRATION-...	01-130-510480	TRAINING & EDUCATION - CUS...	344.25
AMERICAN EXPRESS	10/12/2022	125771	EMP COUNCIL/REGISTRATION-...	01-140-510480	TRAINING & EDUCATION - ME...	318.75

Paid Check Report

Payment Dates: 10/1/2022 - 10/31/2022

Vendor Name	Payment Date	Payment Number	Description (Item)	Account Number	Account Name	Amount
AMERICAN EXPRESS	10/12/2022	125771	AMZN/10" PLUMBING WREN...	01-140-520210	REPAIR SUPPLIES - METER	109.78
AMERICAN EXPRESS	10/12/2022	125771	AMZN/18" PLUMBING WREN...	01-140-520210	REPAIR SUPPLIES - METER	93.96
AMERICAN EXPRESS	10/12/2022	125771	HOBBY LOBBY/SAFTEY FRAMES	01-210-510490	SAFETY EXPENSE	4.28
AMERICAN EXPRESS	10/12/2022	125771	EMP COUNCIL/REGISTRATION-...	01-220-510480	TRAINING & EDUCATION - WTR..	344.25
AMERICAN EXPRESS	10/12/2022	125771	EMP COUNCIL/REGISTRATION-...	01-220-510480	TRAINING & EDUCATION - WTR..	318.75
AMERICAN EXPRESS	10/12/2022	125771	WVC PT/APP CODE #283385	01-220-520210	REPAIR SUPPLIES - WTR R&R	100.00
AMERICAN EXPRESS	10/12/2022	125771	WVC PT/APP CODE #223985	01-220-520210	REPAIR SUPPLIES - WTR R&R	100.00
AMERICAN EXPRESS	10/12/2022	125771	WVC PT/APP CODE #220393	01-220-520210	REPAIR SUPPLIES - WTR R&R	200.00
AMERICAN EXPRESS	10/12/2022	125771	WVC PT/APP CODE #203376	01-220-520210	REPAIR SUPPLIES - WTR R&R	300.00
AMERICAN EXPRESS	10/12/2022	125771	WVC PT/APP CODE #263793	01-220-520210	REPAIR SUPPLIES - WTR R&R	100.00
AMERICAN EXPRESS	10/12/2022	125771	WVC PT/APP CODE #223315	01-220-520210	REPAIR SUPPLIES - WTR R&R	100.00
AMERICAN EXPRESS	10/12/2022	125771	WVC PT/APP CODE #227341	01-220-520210	REPAIR SUPPLIES - WTR R&R	900.00
AMERICAN EXPRESS	10/12/2022	125771	WVC PT/APP CODE #241976	01-220-520210	REPAIR SUPPLIES - WTR R&R	200.00
AMERICAN EXPRESS	10/12/2022	125771	WVC PT/APP CODE #200255	01-220-520210	REPAIR SUPPLIES - WTR R&R	200.00
AMERICAN EXPRESS	10/12/2022	125771	WVC PT/APP CODE #247861	01-220-520210	REPAIR SUPPLIES - WTR R&R	200.00
AMERICAN EXPRESS	10/12/2022	125771	DEQ/NOI ANNUAL COVERAGE ...	01-220-520210	REPAIR SUPPLIES - WTR R&R	150.00
AMERICAN EXPRESS	10/12/2022	125771	WVC PT/APP CODE #204445	01-220-520210	REPAIR SUPPLIES - WTR R&R	200.00
AMERICAN EXPRESS	10/12/2022	125771	WVC PT/APP CODE #201577	01-220-520210	REPAIR SUPPLIES - WTR R&R	200.00
AMERICAN EXPRESS	10/12/2022	125771	EMP COUNCIL/REGISTRATION-...	01-230-510480	TRAINING & EDUCATION - WTR..	318.75
AMERICAN EXPRESS	10/12/2022	125771	EYEWASH DIR/WELL 15,16-EYE...	01-230-520210	REPAIR SUPPLIES - WTR MAINT	926.58
AMERICAN EXPRESS	10/12/2022	125771	EMP COUNCIL/REGISTRATION-...	01-240-510480	TRAINING & EDUCATION - WW..	344.25
AMERICAN EXPRESS	10/12/2022	125771	EMP COUNCIL/REGISTRATION-...	01-240-510480	TRAINING & EDUCATION - WW..	318.75
AMERICAN EXPRESS	10/12/2022	125771	EMP COUNCIL/REGISTRATION-...	01-250-510480	TRAINING & EDUCATION - WW..	318.75
AMERICAN EXPRESS	10/12/2022	125771	OLD DOM FREIGHT/SHIPPING-...	01-250-520210	REPAIR SUPPLIES - WW PUMP ...	4,686.47
AMERICAN EXPRESS	10/12/2022	125771	AMZN/CAR WASH HOSE	01-260-510220	BUILDINGS & GROUNDS - BLD/...	65.99
AMERICAN EXPRESS	10/12/2022	125771	SCOTT HALE/REPAIR	01-260-510220	BUILDINGS & GROUNDS - BLD/...	427.00
AMERICAN EXPRESS	10/12/2022	125771	EMP COUNCIL/REGISTRATION...	01-260-510480	TRAINING & EDUCATION - BLD...	-318.75
AMERICAN EXPRESS	10/12/2022	125771	EMP COUNCIL/REGISTRATION-...	01-260-510480	TRAINING & EDUCATION - BLD...	318.75
AMERICAN EXPRESS	10/12/2022	125771	EMP COUNCIL/REGISTRATION-...	01-330-510480	TRAINING & EDUCATION - BLU...	318.75
AMERICAN EXPRESS	10/12/2022	125771	APWA/REGISTRATION/2022 UT...	01-330-510480	TRAINING & EDUCATION - BLU...	705.00
AMERICAN EXPRESS	10/12/2022	125771	EMP COUNCIL/REGISTRATION-...	01-340-510480	TRAINING & EDUCATION - ENG	344.25
AMERICAN EXPRESS	10/12/2022	125771	AMZN/BLDG B MONITORS	01-340-520920	INFRASTRUCTURE PURCHASES	1,799.90
AMERICAN EXPRESS	10/12/2022	125771	AMZN/BLDG B MONITORS	01-340-520920	INFRASTRUCTURE PURCHASES	1,799.90
AMERICAN EXPRESS	10/12/2022	125771	AMZN/BLDG B IT SUPPLIES	01-340-520920	INFRASTRUCTURE PURCHASES	1,173.76
AMERICAN EXPRESS	10/12/2022	125771	AMZN/BLDG B MONITOR STA...	01-340-520920	INFRASTRUCTURE PURCHASES	148.47
AMERICAN EXPRESS	10/12/2022	125771	AMZN/BLDG B MONITOR STA...	01-340-520920	INFRASTRUCTURE PURCHASES	98.98
AMERICAN EXPRESS	10/12/2022	125771	AMZN/BLDG B PC BATTERY	01-340-520920	INFRASTRUCTURE PURCHASES	34.99
AMERICAN EXPRESS	10/12/2022	125771	AMZN/BLDG B DESKTOPS	01-340-520920	INFRASTRUCTURE PURCHASES	5,099.94
AMERICAN EXPRESS	10/12/2022	125771	AMZN/BLDG B DOCKS & DISPL...	01-340-520920	INFRASTRUCTURE PURCHASES	1,931.09
AMERICAN EXPRESS	10/12/2022	125771	AMZN/BLDG B BACKUP BATTE...	01-340-520920	INFRASTRUCTURE PURCHASES	61.35
AMERICAN EXPRESS	10/12/2022	125771	AWWA/REGISTRATION-2022 ...	01-350-510480	TRAINING & EDUCATION - OP...	-204.16
AMERICAN EXPRESS	10/12/2022	125771	EMP COUNCIL/REGISTRATION-...	01-350-510480	TRAINING & EDUCATION - OP...	318.75
AMERICAN EXPRESS	10/12/2022	125771	ZOOM/ONLINE MTGS	01-360-510440	COMPUTER SUPPLIES/EQUIP...	199.90
AMERICAN EXPRESS	10/12/2022	125771	AMZN/BATTERY BACKUPS	01-360-510440	COMPUTER SUPPLIES/EQUIP...	59.37

Paid Check Report

Payment Dates: 10/1/2022 - 10/31/2022

Vendor Name	Payment Date	Payment Number	Description (Item)	Account Number	Account Name	Amount
AMERICAN EXPRESS	10/12/2022	125771	AMZN/MONITOR CABLES	01-360-510440	COMPUTER SUPPLIES/EQUIP...	59.58
AMERICAN EXPRESS	10/12/2022	125771	PLURALSIGHT/TRAINING SOF...	01-360-510440	COMPUTER SUPPLIES/EQUIP...	385.01
AMERICAN EXPRESS	10/12/2022	125771	PARTED MAGIC/PC HARD DRI...	01-360-510440	COMPUTER SUPPLIES/EQUIP...	15.00
AMERICAN EXPRESS	10/12/2022	125771	MCRSFT/VISIO	01-360-510440	COMPUTER SUPPLIES/EQUIP...	180.00
AMERICAN EXPRESS	10/12/2022	125771	AMZN/COMPUTER MONITORS	01-360-510440	COMPUTER SUPPLIES/EQUIP...	625.94
AMERICAN EXPRESS	10/12/2022	125771	AMZN/GIS PC REPLACEMENT	01-360-510440	COMPUTER SUPPLIES/EQUIP...	2,264.64
AMERICAN EXPRESS	10/12/2022	125771	AMZN/BATTERY BACKUP	01-360-510440	COMPUTER SUPPLIES/EQUIP...	34.99
AMERICAN EXPRESS	10/12/2022	125771	AMZN/BATTERY BACKUP	01-360-510440	COMPUTER SUPPLIES/EQUIP...	43.54
AMERICAN EXPRESS	10/12/2022	125771	CTYWRKS/REGISTRATION/INN...	01-360-510480	TRAINING & EDUCATION - SYS...	650.00
AMERICAN EXPRESS	10/12/2022	125771	EMP COUNCIL/REGISTRATION-...	01-360-510480	TRAINING & EDUCATION - SYS...	344.25
AMERICAN EXPRESS	10/12/2022	125771	CTYWRKS/REGISTRATION/INN...	01-360-510480	TRAINING & EDUCATION - SYS...	650.00
Vendor 1210 - AMERICAN EXPRESS Total:						89,147.82
Vendor: 5132 - APA BENEFITS, INC.						
APA BENEFITS, INC.	10/19/2022	125850	SEP 2022 COBRA SERVICING	01-110-510520	PROFESSIONAL CONSULTING - ...	56.00
Vendor 5132 - APA BENEFITS, INC. Total:						56.00
Vendor: 1087 - APCO INC						
APCO INC	10/12/2022	125769	21F:SCADA UPGRADES	01-340-520920	INFRASTRUCTURE PURCHASES	10,880.00
APCO INC	10/12/2022	125769	21F:SCADA UPGRADES	01-340-520920	INFRASTRUCTURE PURCHASES	255.00
APCO INC	10/12/2022	125769	21F:SCADA UPGRADES	01-340-520920	INFRASTRUCTURE PURCHASES	765.00
APCO INC	10/19/2022	125826	21F:SCADA UPGRADES	01-340-520920	INFRASTRUCTURE PURCHASES	1,280.00
APCO INC	10/19/2022	125826	21F:SCADA UPGRADES	01-340-520920	INFRASTRUCTURE PURCHASES	7,480.00
Vendor 1087 - APCO INC Total:						20,660.00
Vendor: 1267 - APELLO						
APELLO	10/12/2022	125772	OCT 2022 ANSWERING SERVICE	01-360-510470	TELEPHONE	554.00
Vendor 1267 - APELLO Total:						554.00
Vendor: 1268.1 - APPLICANTPRO						
APPLICANTPRO	10/19/2022	125827	NOV 2022 MONTHLY CHARGES	01-110-510430	GENERAL ADMINISTRATIVE	169.00
Vendor 1268.1 - APPLICANTPRO Total:						169.00
Vendor: 1306 - ASAP AUTO PARTS WAREHOUSE						
ASAP AUTO PARTS WAREHOU...	10/12/2022	125773	AIR FRESHENERS	01-260-520210	REPAIR SUPPLIES - BLD/FLT MA..	-31.95
ASAP AUTO PARTS WAREHOU...	10/12/2022	125773	WIPERS	01-260-520210	REPAIR SUPPLIES - BLD/FLT MA..	-29.50
ASAP AUTO PARTS WAREHOU...	10/12/2022	125773	AIR FRESHENERS	01-260-520210	REPAIR SUPPLIES - BLD/FLT MA..	100.26
ASAP AUTO PARTS WAREHOU...	10/12/2022	125773	STARTER FLUID	01-260-520210	REPAIR SUPPLIES - BLD/FLT MA..	6.26
ASAP AUTO PARTS WAREHOU...	10/12/2022	125773	JB WELD	01-260-520210	REPAIR SUPPLIES - BLD/FLT MA..	5.03
ASAP AUTO PARTS WAREHOU...	10/12/2022	125773	#40/PRESSURE SWITCH	01-260-520210	REPAIR SUPPLIES - BLD/FLT MA..	37.71
ASAP AUTO PARTS WAREHOU...	10/12/2022	125773	#34/OIL FILTER	01-260-520210	REPAIR SUPPLIES - BLD/FLT MA..	1.79
ASAP AUTO PARTS WAREHOU...	10/12/2022	125773	VEHICLE FOB BATTERIES	01-260-520210	REPAIR SUPPLIES - BLD/FLT MA..	13.00
ASAP AUTO PARTS WAREHOU...	10/12/2022	125773	#9/FILTER, REPAIR PARTS	01-260-520210	REPAIR SUPPLIES - BLD/FLT MA..	168.18
ASAP AUTO PARTS WAREHOU...	10/12/2022	125773	#27/OIL FILTER	01-260-520210	REPAIR SUPPLIES - BLD/FLT MA..	6.61
ASAP AUTO PARTS WAREHOU...	10/12/2022	125773	WIPERS	01-260-520210	REPAIR SUPPLIES - BLD/FLT MA..	29.50
ASAP AUTO PARTS WAREHOU...	10/12/2022	125773	WIPERS	01-260-520210	REPAIR SUPPLIES - BLD/FLT MA..	29.50
Vendor 1306 - ASAP AUTO PARTS WAREHOUSE Total:						336.39

Paid Check Report						Payment Dates: 10/1/2022 - 10/31/2022	
Vendor Name	Payment Date	Payment Number	Description (Item)	Account Number	Account Name	Amount	
Vendor: 1320 - ASPHALT MATERIALS INC							
ASPHALT MATERIALS INC	10/12/2022	125774	Asphalt for repairs	01-220-520210	REPAIR SUPPLIES - WTR R&R		515.57
						Vendor 1320 - ASPHALT MATERIALS INC Total:	515.57
Vendor: 1413.5 - BALLARD, AUSTIN							
BALLARD, AUSTIN	10/13/2022	10040	LICENSE RENEWAL FEE	01-110-510430	GENERAL ADMINISTRATIVE		63.00
						Vendor 1413.5 - BALLARD, AUSTIN Total:	63.00
Vendor: 5174 - BARBOSA, DANIEL							
BARBOSA, DANIEL	10/20/2022	10043	2022 BOOT REIMBURSEMENT	01-210-510490	SAFETY EXPENSE		100.00
						Vendor 5174 - BARBOSA, DANIEL Total:	100.00
Vendor: 1470 - BLUE STAKES OF UTAH UTILITY							
BLUE STAKES OF UTAH UTILITY	10/12/2022	125775	SEP 2022 MONTHLY CHARGES	01-340-510520	PROFESSIONAL CONSULTING -...		908.03
						Vendor 1470 - BLUE STAKES OF UTAH UTILITY Total:	908.03
Vendor: 1490 - BONNEVILLE EQUIPMENT INC							
BONNEVILLE EQUIPMENT INC	10/19/2022	125828	Valve Machine - Unit #15 filters	01-260-520210	REPAIR SUPPLIES - BLD/FLT MA..		82.80
						Vendor 1490 - BONNEVILLE EQUIPMENT INC Total:	82.80
Vendor: 1500 - BOWEN COLLINS AND ASSOCIATES							
BOWEN COLLINS AND ASSOCI...	10/19/2022	125829	20E:PIONEER WWPS REPLAC...	01-340-520920	INFRASTRUCTURE PURCHASES		5,482.50
						Vendor 1500 - BOWEN COLLINS AND ASSOCIATES Total:	5,482.50
Vendor: 1525 - BRADY INDUSTRIES OF UTAH LLC							
BRADY INDUSTRIES OF UTAH L...	10/19/2022	125830	Janitorial Supplies	01-260-510220	BUILDINGS & GROUNDS - BLD/...		110.60
BRADY INDUSTRIES OF UTAH L...	10/19/2022	125830	Janitorial Supplies	01-260-510220	BUILDINGS & GROUNDS - BLD/...		675.00
						Vendor 1525 - BRADY INDUSTRIES OF UTAH LLC Total:	785.60
Vendor: 1535 - BRODERICK & HENDERSON CONST, L.C.							
BRODERICK & HENDERSON C...	10/19/2022	125831	RETENTION/20G - PMT NO 9	01-000-210110	RETAINAGE		-4,633.60
BRODERICK & HENDERSON C...	10/19/2022	125831	RETENTION/20G - PMT NO 9	01-340-520920	INFRASTRUCTURE PURCHASES		4,633.60
BRODERICK & HENDERSON C...	10/19/2022	125831	PMT #9/20G:BLDG B REMODEL	01-340-520920	INFRASTRUCTURE PURCHASES		88,038.40
						Vendor 1535 - BRODERICK & HENDERSON CONST, L.C. Total:	88,038.40
Vendor: 1625 - CARSON ELEVATOR, LLC							
CARSON ELEVATOR, LLC	10/12/2022	125776	2022 4TH QTR ELEVATOR SERV...	01-260-510220	BUILDINGS & GROUNDS - BLD/...		411.93
						Vendor 1625 - CARSON ELEVATOR, LLC Total:	411.93
Vendor: 1670 - CENTRAL VALLEY WATER REC FACILITY							
CENTRAL VALLEY WATER REC ...	10/19/2022	125832	FACILITY OPERATION	01-400-580310	FACILITY OPERATION - C.V.		478,430.88
CENTRAL VALLEY WATER REC ...	10/19/2022	125832	MONTHLY CIP	01-400-580320	PROJECT BETTERMENTS- C.V.		148,178.40
CENTRAL VALLEY WATER REC ...	10/19/2022	125832	PRETREATMENT FIELD	01-400-580340	PRETREATMENT FIELD - C.V.		27,176.35
CENTRAL VALLEY WATER REC ...	10/19/2022	125832	ENTITY LAB WORK	01-400-580350	LABORATORY - C.V.		1,074.00
CENTRAL VALLEY WATER REC ...	10/19/2022	125832	NET LAB COSTS	01-400-580350	LABORATORY - C.V.		24,362.10
CENTRAL VALLEY WATER REC ...	10/19/2022	125832	LOAN PAYMENT	01-400-580380	CVW DEBT SERVICE		504,378.84
						Vendor 1670 - CENTRAL VALLEY WATER REC FACILITY Total:	1,183,600.57
Vendor: 1725 - CHILD SUPPORT SERVICES							
CHILD SUPPORT SERVICES	10/11/2022	125765	CASE #C001202178	01-000-220800	GARNISHMENT PAYABLE		202.41

Paid Check Report

Payment Dates: 10/1/2022 - 10/31/2022

Vendor Name	Payment Date	Payment Number	Description (Item)	Account Number	Account Name	Amount
CHILD SUPPORT SERVICES	10/11/2022	125766	CASE #C001177385	01-000-220800	GARNISHMENT PAYABLE	183.90
CHILD SUPPORT SERVICES	10/25/2022	125852	CASE #C001202178	01-000-220800	GARNISHMENT PAYABLE	202.41
CHILD SUPPORT SERVICES	10/25/2022	125853	CASE #C001177385	01-000-220800	GARNISHMENT PAYABLE	183.90
Vendor 1725 - CHILD SUPPORT SERVICES Total:						772.62
Vendor: 1725.5 - CINTAS CORPORATION						
CINTAS CORPORATION	10/12/2022	125777	MATS	01-260-510220	BUILDINGS & GROUNDS - BLD/...	66.60
Vendor 1725.5 - CINTAS CORPORATION Total:						66.60
Vendor: 1730 - CLYDE SNOW & SESSIONS						
CLYDE SNOW & SESSIONS	10/03/2022	DFT0000239	MATTER 006400/GENERAL	01-110-510500	LEGAL EXPENSE	3,944.00
Vendor 1730 - CLYDE SNOW & SESSIONS Total:						3,944.00
Vendor: 1733 - CMT ENGINEERING LABORATORIES						
CMT ENGINEERING LABORAT...	10/12/2022	125778	WS 5-4-22 CMT ENGINEERING	01-340-520920	INFRASTRUCTURE PURCHASES	465.00
CMT ENGINEERING LABORAT...	10/12/2022	125778	WS 5-4-22 CMT ENGINEERING	01-340-520920	INFRASTRUCTURE PURCHASES	135.00
Vendor 1733 - CMT ENGINEERING LABORATORIES Total:						600.00
Vendor: 1740 - COLONIAL FLAG AND SPECIALTY CO						
COLONIAL FLAG AND SPECIAL...	10/12/2022	125779	FLAG ROTATION	01-260-510220	BUILDINGS & GROUNDS - BLD/...	97.00
COLONIAL FLAG AND SPECIAL...	10/19/2022	125833	FLAG ROTATION	01-260-510220	BUILDINGS & GROUNDS - BLD/...	127.20
Vendor 1740 - COLONIAL FLAG AND SPECIALTY CO Total:						224.20
Vendor: 5133 - COLUMBUS FOUNDATION, INC.						
COLUMBUS FOUNDATION, INC.	10/12/2022	125820	OCT 2022 DOCUMENT SHREDD..	01-110-510430	GENERAL ADMINISTRATIVE	19.97
Vendor 5133 - COLUMBUS FOUNDATION, INC. Total:						19.97
Vendor: 1785 - COP CONSTRUCTION LLC						
COP CONSTRUCTION LLC	10/19/2022	125834	RETENTION/20E - PMT NO 5	01-000-210110	RETAINAGE	-7,054.90
COP CONSTRUCTION LLC	10/19/2022	125834	PMT #5/20E:PIONEER WWPS ...	01-340-520920	INFRASTRUCTURE PURCHASES	134,043.10
COP CONSTRUCTION LLC	10/19/2022	125834	RETENTION/20E - PMT NO 5	01-340-520920	INFRASTRUCTURE PURCHASES	7,054.90
Vendor 1785 - COP CONSTRUCTION LLC Total:						134,043.10
Vendor: 1837 - CRS ENGINEERS						
CRS ENGINEERS	10/19/2022	125835	22C:LAKE PARK/MERRY LANE...	01-340-520920	INFRASTRUCTURE PURCHASES	2,463.75
Vendor 1837 - CRS ENGINEERS Total:						2,463.75
Vendor: 1845 - CRUS OIL, INC.						
CRUS OIL, INC.	10/12/2022	125780	09/28/22_WWPS_Grinder Oil ...	01-250-520240	TOOLS & SUPPLIES - WW PUM...	1,674.33
CRUS OIL, INC.	10/12/2022	125780	RAGS FOR THE SHOP	01-260-520210	REPAIR SUPPLIES - BLD/FLT MA..	525.40
CRUS OIL, INC.	10/19/2022	125836	15W/40 OIL RESTOCK	01-260-520210	REPAIR SUPPLIES - BLD/FLT MA..	793.90
CRUS OIL, INC.	10/19/2022	125836	15W/40 OIL RESTOCK	01-260-520210	REPAIR SUPPLIES - BLD/FLT MA..	793.90
Vendor 1845 - CRUS OIL, INC. Total:						3,787.53
Vendor: 1875 - CUMMINS ROCKY MTN LLC						
CUMMINS ROCKY MTN LLC	10/12/2022	125781	AIR AND FUEL FILTER FOR GEN...	01-260-520210	REPAIR SUPPLIES - BLD/FLT MA..	33.50
CUMMINS ROCKY MTN LLC	10/12/2022	125781	AIR AND FUEL FILTER FOR GEN...	01-260-520210	REPAIR SUPPLIES - BLD/FLT MA..	1.00
Vendor 1875 - CUMMINS ROCKY MTN LLC Total:						34.50

Paid Check Report

Payment Dates: 10/1/2022 - 10/31/2022

Vendor Name	Payment Date	Payment Number	Description (Item)	Account Number	Account Name	Amount
Vendor: 1911 - DATA SERVICES - SLCO						
DATA SERVICES - SLCO	10/12/2022	125782	MINIMUM MONTHLY CHARGE	01-110-510430	GENERAL ADMINISTRATIVE	25.00
Vendor 1911 - DATA SERVICES - SLCO Total:						25.00
Vendor: 1922 - DAWSON INFRASTRUCTURE SOLUTIONS						
DAWSON INFRASTRUCTURE S...	10/12/2022	125783	09-20-22_WWMaint_Unit31_...	01-240-520240	TOOLS & SUPPLIES - WW MAI...	2,450.62
DAWSON INFRASTRUCTURE S...	10/12/2022	125783	09-20-22_WWMaint_Unit31_...	01-240-520240	TOOLS & SUPPLIES - WW MAI...	115.94
Vendor 1922 - DAWSON INFRASTRUCTURE SOLUTIONS Total:						2,566.56
Vendor: 1980 - DOMINION ENERGY						
DOMINION ENERGY	10/03/2022	125757	SEP 2022 MONTHLY CHARGES	01-110-510460	UTILITIES - MGMT	162.43
DOMINION ENERGY	10/03/2022	125757	SEP 2022 MONTHLY CHARGES	01-230-510460	UTILITIES - WTR	135.97
DOMINION ENERGY	10/03/2022	125757	SEP 2022 MONTHLY CHARGES	01-240-510460	UTILITIES - WW	48.34
DOMINION ENERGY	10/19/2022	125837	GAS LINE REPAIR/3926 W RA...	01-220-520210	REPAIR SUPPLIES - WTR R&R	1,248.14
Vendor 1980 - DOMINION ENERGY Total:						1,594.88
Vendor: 2072 - EDA ARCHITECTS, INC.						
EDA ARCHITECTS, INC.	10/12/2022	125784	20G:BLDG B REMODEL & EXPS...	01-340-520920	INFRASTRUCTURE PURCHASES	2,592.44
EDA ARCHITECTS, INC.	10/12/2022	125784	20G:BLDG B REMODEL & EXPS...	01-340-520920	INFRASTRUCTURE PURCHASES	4,477.74
EDA ARCHITECTS, INC.	10/12/2022	125784	20G:BLDG B REMODEL & EXPS...	01-340-520920	INFRASTRUCTURE PURCHASES	5,117.66
Vendor 2072 - EDA ARCHITECTS, INC. Total:						12,187.84
Vendor: 2103 - ENVIRONMENTAL PRODUCTS & ACCESSORIES						
ENVIRONMENTAL PRODUCTS ...	10/03/2022	125758	09-22-22	01-240-520240	TOOLS & SUPPLIES - WW MAI...	126.94
ENVIRONMENTAL PRODUCTS ...	10/12/2022	125785	09-14-22_WWMaint_EPA_Vac...	01-240-520240	TOOLS & SUPPLIES - WW MAI...	1,500.00
ENVIRONMENTAL PRODUCTS ...	10/12/2022	125785	09-14-22_WWMaint_EPA_Vac...	01-240-520240	TOOLS & SUPPLIES - WW MAI...	28.88
Vendor 2103 - ENVIRONMENTAL PRODUCTS & ACCESSORIES Total:						1,655.82
Vendor: 2188 - FERGUSON ENTERPRISES, INC						
FERGUSON ENTERPRISES, INC	10/12/2022	DFT0000261	WS Capital Improvements	01-340-520920	INFRASTRUCTURE PURCHASES	14,818.00
FERGUSON ENTERPRISES, INC	10/12/2022	DFT0000261	WS 8-30-22 Ferguson Waterw...	01-340-520920	INFRASTRUCTURE PURCHASES	629.31
FERGUSON ENTERPRISES, INC	10/12/2022	DFT0000261	Emergency Repair Parts	01-220-520210	REPAIR SUPPLIES - WTR R&R	432.94
FERGUSON ENTERPRISES, INC	10/12/2022	DFT0000261	Emergency Repair Parts	01-220-520210	REPAIR SUPPLIES - WTR R&R	87.97
FERGUSON ENTERPRISES, INC	10/12/2022	DFT0000261	Emergency Repair Parts	01-220-520210	REPAIR SUPPLIES - WTR R&R	1,070.49
FERGUSON ENTERPRISES, INC	10/12/2022	DFT0000261	Emergency Repair Parts	01-220-520210	REPAIR SUPPLIES - WTR R&R	302.91
FERGUSON ENTERPRISES, INC	10/12/2022	DFT0000261	Emergency Repair Parts	01-220-520210	REPAIR SUPPLIES - WTR R&R	166.59
FERGUSON ENTERPRISES, INC	10/12/2022	DFT0000261	Emergency Repair Parts	01-220-520210	REPAIR SUPPLIES - WTR R&R	1,229.78
FERGUSON ENTERPRISES, INC	10/12/2022	DFT0000261	Emergency Repair Parts	01-220-520210	REPAIR SUPPLIES - WTR R&R	105.69
FERGUSON ENTERPRISES, INC	10/12/2022	DFT0000261	Emergency Repair Parts	01-220-520210	REPAIR SUPPLIES - WTR R&R	995.00
FERGUSON ENTERPRISES, INC	10/12/2022	DFT0000261	WS_5-16-22_Ferguson Water...	01-220-520210	REPAIR SUPPLIES - WTR R&R	-860.00
FERGUSON ENTERPRISES, INC	10/12/2022	DFT0000261	Emergency Repair Parts	01-220-520210	REPAIR SUPPLIES - WTR R&R	-995.00
FERGUSON ENTERPRISES, INC	10/12/2022	DFT0000261	Emergency Repair Parts	01-220-520210	REPAIR SUPPLIES - WTR R&R	-1,229.78
Vendor 2188 - FERGUSON ENTERPRISES, INC Total:						16,753.90
Vendor: 2241 - FLEET PRIDE						
FLEET PRIDE	10/12/2022	125786	FUEL FILTERS FOR UNIT #4	01-260-520210	REPAIR SUPPLIES - BLD/FLT MA..	160.47

In-house waterline replacement

Paid Check Report

Payment Dates: 10/1/2022 - 10/31/2022

Vendor Name	Payment Date	Payment Number	Description (Item)	Account Number	Account Name	Amount
FLEET PRIDE	10/12/2022	125786	FUEL AND COOLANT FILTER F...	01-260-520210	REPAIR SUPPLIES - BLD/FLT MA...	46.12
Vendor 2241 - FLEET PRIDE Total:						206.59
Vendor: 2340 - GENEVA ROCK PRODUCTS						
GENEVA ROCK PRODUCTS	10/12/2022	DFT0000262	Fill Dirt	01-340-520920	INFRASTRUCTURE PURCHASES	6,933.16
GENEVA ROCK PRODUCTS	10/12/2022	DFT0000262	Fill Dirt	01-340-520920	INFRASTRUCTURE PURCHASES	5,760.74
GENEVA ROCK PRODUCTS	10/12/2022	DFT0000262	Fill Dirt	01-340-520920	INFRASTRUCTURE PURCHASES	6,199.54
GENEVA ROCK PRODUCTS	10/12/2022	DFT0000262	Fill Dirt	01-340-520920	INFRASTRUCTURE PURCHASES	3,216.86
GENEVA ROCK PRODUCTS	10/12/2022	DFT0000262	Fill Dirt	01-340-520920	INFRASTRUCTURE PURCHASES	7,898.80
GENEVA ROCK PRODUCTS	10/12/2022	DFT0000262	Fill Dirt	01-340-520920	INFRASTRUCTURE PURCHASES	2,229.79
GENEVA ROCK PRODUCTS	10/12/2022	DFT0000262	Fill Dirt	01-340-520920	INFRASTRUCTURE PURCHASES	4,073.86
GENEVA ROCK PRODUCTS	10/12/2022	DFT0000262	Fill Dirt	01-340-520920	INFRASTRUCTURE PURCHASES	4,892.40
Vendor 2340 - GENEVA ROCK PRODUCTS Total:						41,205.15
Fill Dirt for In-house Wtr line Replacement						
Vendor: 2380 - GRAINGER INC						
GRAINGER INC	10/12/2022	125787	9/28/22_WWPS_Grinder Filters	01-250-520210	REPAIR SUPPLIES - WW PUMP ...	34.17
GRAINGER INC	10/12/2022	125787	9/28/22_WWPS_Grinder Filters	01-250-520210	REPAIR SUPPLIES - WW PUMP ...	215.83
GRAINGER INC	10/12/2022	125787	9/28/22_WWPS_Grinder Filters	01-250-520210	REPAIR SUPPLIES - WW PUMP ...	8.21
GRAINGER INC	10/12/2022	125787	WS 9-26-22 Grainger Supply	01-220-520210	REPAIR SUPPLIES - WTR R&R	14.77
GRAINGER INC	10/12/2022	125787	WS 9-26-22 Grainger Supply	01-220-520210	REPAIR SUPPLIES - WTR R&R	206.78
Vendor 2380 - GRAINGER INC Total:						479.76
Vendor: 2400 - GRANGER HUNTER IMP DIST						
GRANGER HUNTER IMP DIST	10/03/2022	125759	GHID-1 AUG 2022	01-230-510460	UTILITIES - WTR	3,838.58
GRANGER HUNTER IMP DIST	10/03/2022	125759	GHID-3 APR 2022	01-230-510460	UTILITIES - WTR	33.24
GRANGER HUNTER IMP DIST	10/03/2022	125759	GHID-3 SEP 2022	01-230-510460	UTILITIES - WTR	357.88
GRANGER HUNTER IMP DIST	10/03/2022	125759	GHID-3 APR 2022	01-240-510460	UTILITIES - WW	50.00
GRANGER HUNTER IMP DIST	10/03/2022	125759	GHID-4 SEP 2022	01-110-510460	UTILITIES - MGMT	1,440.35
GRANGER HUNTER IMP DIST	10/03/2022	125759	GHID-3 APR 2022	01-230-510460	UTILITIES - WTR	93.39
GRANGER HUNTER IMP DIST	10/03/2022	125759	GHID-4 SEP 2022	01-240-510460	UTILITIES - WW	59.00
Vendor 2400 - GRANGER HUNTER IMP DIST Total:						5,872.44
Vendor: 2443 - GS TRACKME LLC						
GS TRACKME LLC	10/12/2022	125788	OCT 2022 GPS TRACKING SERV...	01-360-510440	COMPUTER SUPPLIES/EQUIP...	1,099.77
Vendor 2443 - GS TRACKME LLC Total:						1,099.77
Vendor: 2490 - HANSEN, ALLEN & LUCE, INC.						
HANSEN, ALLEN & LUCE, INC.	10/19/2022	125838	20D:KENT BOOSTER RPLCMNT...	01-340-520920	INFRASTRUCTURE PURCHASES	7,836.11
Vendor 2490 - HANSEN, ALLEN & LUCE, INC. Total:						7,836.11
Vendor: 2532 - HEALTHEQUITY INC						
HEALTHEQUITY INC	10/13/2022	DFT0000253	HEALTH SAVINGS ACCOUNT	01-000-220900	CAFETERIA PLAN PAYABLE	5,719.35
HEALTHEQUITY INC	10/27/2022	DFT0000273	HEALTH SAVINGS ACCOUNT	01-000-220900	CAFETERIA PLAN PAYABLE	3,944.35
Vendor 2532 - HEALTHEQUITY INC Total:						9,663.70
Vendor: 2538 - HELM, JASON						
HELM, JASON	10/25/2022	10044	MILEAGE/UTAH WATER SUMM...	01-110-510480	TRAINING & EDUCATION - M...	37.67
Vendor 2538 - HELM, JASON Total:						37.67

Paid Check Report

Payment Dates: 10/1/2022 - 10/31/2022

Vendor Name	Payment Date	Payment Number	Description (Item)	Account Number	Account Name	Amount
Vendor: 5135 - HESCO SERVICES, INC.						
HESCO SERVICES, INC.	10/12/2022	125821	Crane Inspections	01-210-510490	SAFETY EXPENSE	2,161.18
Vendor 5135 - HESCO SERVICES, INC. Total:						2,161.18
Vendor: 5175 - HOLBROOK ASPHALT						
HOLBROOK ASPHALT	10/19/2022	125851	HOLBROOK ASPHALT/FIRE HY...	01-000-430990	MISC INCOME	530.20
Vendor 5175 - HOLBROOK ASPHALT Total:						530.20
Vendor: 2590 - HOME DEPOT CREDIT SERVICES						
HOME DEPOT CREDIT SERVICES	10/12/2022	125789	WTR DROP COSTUME REPAIR	01-110-510430	GENERAL ADMINISTRATIVE	12.42
HOME DEPOT CREDIT SERVICES	10/12/2022	125789	METER DEPT TOOLS	01-140-520210	REPAIR SUPPLIES - METER	108.06
HOME DEPOT CREDIT SERVICES	10/12/2022	125789	PVC PIPE WTR R&R	01-220-520210	REPAIR SUPPLIES - WTR R&R	55.80
HOME DEPOT CREDIT SERVICES	10/12/2022	125789	TOOLS	01-220-520240	TOOLS & SUPPLIES - WTR R&R	137.11
HOME DEPOT CREDIT SERVICES	10/12/2022	125789	RETURNED CONCRETE ANCHO...	01-230-520210	REPAIR SUPPLIES - WTR MAINT	-559.32
HOME DEPOT CREDIT SERVICES	10/12/2022	125789	WTR SITE SAFETY	01-230-520210	REPAIR SUPPLIES - WTR MAINT	196.76
HOME DEPOT CREDIT SERVICES	10/12/2022	125789	WTR SITE CLEANING,SAFETY,...	01-230-520210	REPAIR SUPPLIES - WTR MAINT	214.65
HOME DEPOT CREDIT SERVICES	10/12/2022	125789	WTR SITE SAFETY REPAIRS	01-230-520210	REPAIR SUPPLIES - WTR MAINT	381.30
HOME DEPOT CREDIT SERVICES	10/12/2022	125789	RACK SYSTEM/WTR SITE LADD...	01-230-520210	REPAIR SUPPLIES - WTR MAINT	818.94
HOME DEPOT CREDIT SERVICES	10/12/2022	125789	MULCH, U-JOINT	01-230-520210	REPAIR SUPPLIES - WTR MAINT	31.91
HOME DEPOT CREDIT SERVICES	10/12/2022	125789	MONTEC A/C - DRIP EDGE, 2X4...	01-250-520210	REPAIR SUPPLIES - WW PUMP ...	115.20
HOME DEPOT CREDIT SERVICES	10/12/2022	125789	TIN SNIPS	01-250-520210	REPAIR SUPPLIES - WW PUMP ...	51.94
HOME DEPOT CREDIT SERVICES	10/12/2022	125789	MONTEC A/CAULK, CLEANER, ...	01-250-520210	REPAIR SUPPLIES - WW PUMP ...	67.43
HOME DEPOT CREDIT SERVICES	10/12/2022	125789	PUMP STAND SPRAY PAINT	01-250-520210	REPAIR SUPPLIES - WW PUMP ...	6.48
HOME DEPOT CREDIT SERVICES	10/12/2022	125789	MONTEC A/C INSTALL ANCHO...	01-250-520210	REPAIR SUPPLIES - WW PUMP ...	12.09
HOME DEPOT CREDIT SERVICES	10/12/2022	125789	MONTEC A/C CAULKING BACK...	01-250-520210	REPAIR SUPPLIES - WW PUMP ...	18.65
HOME DEPOT CREDIT SERVICES	10/12/2022	125789	TIN SNIPS RETURNED	01-250-520240	TOOLS & SUPPLIES - WW PUM...	-15.97
HOME DEPOT CREDIT SERVICES	10/12/2022	125789	TIN SNIPS	01-250-520240	TOOLS & SUPPLIES - WW PUM...	15.97
HOME DEPOT CREDIT SERVICES	10/12/2022	125789	AIR DUSTER TV VANS	01-250-520240	TOOLS & SUPPLIES - WW PUM...	35.88
HOME DEPOT CREDIT SERVICES	10/12/2022	125789	HAND HELP SPRAYER	01-250-520240	TOOLS & SUPPLIES - WW PUM...	35.94
HOME DEPOT CREDIT SERVICES	10/12/2022	125789	PAINT	01-260-520210	REPAIR SUPPLIES - BLD/FLT MA...	13.96
HOME DEPOT CREDIT SERVICES	10/12/2022	125789	ENG DEPT VEHICLE VACUUM	01-330-520240	TOOLS & SUPPLIES - BLUE STKS..	205.48
HOME DEPOT CREDIT SERVICES	10/12/2022	125789	ICE MAKING MACHINE	01-340-520920	INFRASTRUCTURE PURCHASES	2,234.07
HOME DEPOT CREDIT SERVICES	10/12/2022	125789	18 IN TRENCHER SALES TAX	01-340-520920	INFRASTRUCTURE PURCHASES	-12.67
Vendor 2590 - HOME DEPOT CREDIT SERVICES Total:						4,182.08
Vendor: 2592 - HORROCKS ENGINEERS INC						
HORROCKS ENGINEERS INC	10/12/2022	125790	ON-CALL ENG SOQ 2021-2022	01-340-510520	PROFESSIONAL CONSULTING - ...	415.00
Vendor 2592 - HORROCKS ENGINEERS INC Total:						415.00
Vendor: 2620 - HYDRO SPECIALTIES CO						
HYDRO SPECIALTIES CO	10/12/2022	125791	WS 9-1-22 Hydro Specialties	01-220-520210	REPAIR SUPPLIES - WTR R&R	9,580.50
HYDRO SPECIALTIES CO	10/12/2022	125791	WS 9-1-22 Hydro Specialties	01-220-520210	REPAIR SUPPLIES - WTR R&R	2,233.70
HYDRO SPECIALTIES CO	10/12/2022	125791	WS 9-1-22 Hydro Specialties	01-220-520210	REPAIR SUPPLIES - WTR R&R	2,681.28
Vendor 2620 - HYDRO SPECIALTIES CO Total:						14,495.48
Vendor: 2637 - INDUSTRIAL SAFETY EQUIPMENT, LLC.						
INDUSTRIAL SAFETY EQUIPME...	10/12/2022	125792	RUBBER HIP BOOT	01-210-510490	SAFETY EXPENSE	59.70

Inventory Clamps for Wtr Dept

Paid Check Report						Payment Dates: 10/1/2022 - 10/31/2022	
Vendor Name	Payment Date	Payment Number	Description (Item)	Account Number	Account Name	Amount	
INDUSTRIAL SAFETY EQUIPME...	10/19/2022	125839	SAFETY VESTS	01-210-510490	SAFETY EXPENSE	428.40	
Vendor: 2708 - INTERMOUNTAIN WORKMED SL							
INTERMOUNTAIN WORKMED ...	10/12/2022	125793	DOT DRUG SCREEN/EMP 223	01-110-510520	PROFESSIONAL CONSULTING - ...	54.00	
Vendor: 5161 - IREPAIR HEATING AND AIR							
IREPAIR HEATING AND AIR	10/03/2022	125764	WS New AC unit for Well 1	01-230-520210	REPAIR SUPPLIES - WTR MAINT	4,700.00	
Vendor: 5169 - J LYNE ROBERTS & SONS INC							
J LYNE ROBERTS & SONS INC	10/12/2022	125822	J LYNE ROBERTS & SONS/FIRE ...	01-000-430990	MISC INCOME	372.27	
Vendor: 2772 - JOHNSON, KRISTY							
JOHNSON, KRISTY	10/25/2022	10045	OSHA SAFETY TRAINING LUNC...	01-110-510430	GENERAL ADMINISTRATIVE	73.23	
Vendor: 2782 - JONES, DEBRA							
JONES, DEBRA	10/13/2022	10041	TUITION REIMB/4-1 TO 7-15-22	01-130-510480	TRAINING & EDUCATION - CUS...	1,280.00	
Vendor: 2790 - JORDAN VALLEY WATER CONSERVANCY DISTRICT							
JORDAN VALLEY WATER CONS...	10/19/2022	125840	SEP 2022 LABORATORY SERVI...	01-310-530270	WATER TESTING FEES	889.72	
JORDAN VALLEY WATER CONS...	10/19/2022	125841	SEP 2022 WATER DELIVERIES	01-350-530250	WATER SUPPLY EXPENSE	1,359,784.31	
Vendor: 2734 - J-U-B ENGINEERS, INC.							
J-U-B ENGINEERS, INC.	10/03/2022	125760	21J:GHID HDQTRS LANDSCAPE...	01-340-520920	INFRASTRUCTURE PURCHASES	9,810.38	
J-U-B ENGINEERS, INC.	10/12/2022	125794	22F:RIDGELAND PUMP STATI...	01-340-520920	INFRASTRUCTURE PURCHASES	17,505.40	
Vendor: 2844 - KDK CONSTRUCTION							
KDK CONSTRUCTION	10/12/2022	125795	KDK CONSTRUCTION/FIRE HY...	01-000-430990	MISC INCOME	590.53	
Vendor: 2881 - KEN GARFF WEST VALLEY FORD							
KEN GARFF WEST VALLEY FORD	10/12/2022	125796	Unit #07 P/S door lock actuator	01-260-520210	REPAIR SUPPLIES - BLD/FLT MA..	21.21	
KEN GARFF WEST VALLEY FORD	10/12/2022	125796	IN CABIN AIR FILTER FOR #30	01-260-520210	REPAIR SUPPLIES - BLD/FLT MA..	23.72	
Vendor: 2908.1 - KUKER-RANKEN INC							
KUKER-RANKEN INC	10/12/2022	125797	Blue staking paint	01-330-520240	TOOLS & SUPPLIES - BLUE STKS..	1,080.00	
Vendor: 2967 - LAWN BUTLER							
LAWN BUTLER	10/12/2022	125798	Grounds Maint 2022	01-220-520210	REPAIR SUPPLIES - WTR R&R	194.68	
LAWN BUTLER	10/12/2022	125798	Grounds Maint 2022	01-220-520210	REPAIR SUPPLIES - WTR R&R	567.80	
LAWN BUTLER	10/12/2022	125798	Grounds Maint 2022	01-220-520210	REPAIR SUPPLIES - WTR R&R	1,070.68	
LAWN BUTLER	10/12/2022	125798	Grounds Maint 2022	01-220-520210	REPAIR SUPPLIES - WTR R&R	1,427.60	

Paid Check Report						Payment Dates: 10/1/2022 - 10/31/2022	
Vendor Name	Payment Date	Payment Number	Description (Item)	Account Number	Account Name	Amount	
LAWN BUTLER	10/12/2022	125798	Grounds Maint 2022	01-220-520210	REPAIR SUPPLIES - WTR R&R	243.35	
						Vendor 2967 - LAWN BUTLER Total:	3,504.11
Vendor: 3040 - MAGNA WATER CO							
MAGNA WATER CO	10/12/2022	DFT0000263	HUNTER VILLAGE PH 17	01-110-510591	PAYMENTS TO OTHER GOV AG...	2,331.75	
MAGNA WATER CO	10/12/2022	DFT0000263	MAJESTIC VILLAS PASS-THRU	01-110-510591	PAYMENTS TO OTHER GOV AG...	2,549.38	
MAGNA WATER CO	10/12/2022	DFT0000263	7200 WEST SEWER	01-110-510591	PAYMENTS TO OTHER GOV AG...	186.54	
MAGNA WATER CO	10/12/2022	DFT0000263	HUNTER VILLAGE PH 16	01-110-510591	PAYMENTS TO OTHER GOV AG...	621.80	
MAGNA WATER CO	10/12/2022	DFT0000263	ORCHARDVIEW SUBDIV	01-110-510591	PAYMENTS TO OTHER GOV AG...	963.79	
						Vendor 3040 - MAGNA WATER CO Total:	6,653.26
Vendor: 3085 - MARTI, TODD B							
MARTI, TODD B	10/25/2022	10046	MILEAGE/UTAH WATER SUMM...	01-110-510480	TRAINING & EDUCATION - M...	37.67	
						Vendor 3085 - MARTI, TODD B Total:	37.67
Vendor: 3225 - MOUNTAIN WEST TRUCK CENTER							
MOUNTAIN WEST TRUCK CEN...	10/12/2022	125800	EGR DIFFERENTIAL PRESSURE ...	01-260-520210	REPAIR SUPPLIES - BLD/FLT MA...	191.61	
						Vendor 3225 - MOUNTAIN WEST TRUCK CENTER Total:	191.61
Vendor: 3210 - MOUNTAINLAND SUPPLY COMPANY							
MOUNTAINLAND SUPPLY CO...	10/03/2022	125761	Stanley Infrastructure 4 FT Ext...	01-230-520240	TOOLS & SUPPLIES - WTR MAI...	641.64	
MOUNTAINLAND SUPPLY CO...	10/03/2022	125761	18" drive over meter lid	01-140-520210	REPAIR SUPPLIES - METER	124.32	
MOUNTAINLAND SUPPLY CO...	10/03/2022	125761	WS 9-1-22 Mountainland Supp...	01-220-520210	REPAIR SUPPLIES - WTR R&R	403.57	
MOUNTAINLAND SUPPLY CO...	10/12/2022	125799	SENSUS 520M RADIOS	01-140-520210	REPAIR SUPPLIES - METER	793.25	
MOUNTAINLAND SUPPLY CO...	10/19/2022	125842	8" T2 OMNI Meter for New De...	01-140-520210	REPAIR SUPPLIES - METER	8,468.29	
						Vendor 3210 - MOUNTAINLAND SUPPLY COMPANY Total:	10,431.07
Vendor: 3245 - NATIONAL BENEFIT SERVICES LLC							
NATIONAL BENEFIT SERVICES L...	10/12/2022	125801	09-30-22 QTRLY 401(K) ADMIN...	01-110-510520	PROFESSIONAL CONSULTING - ...	350.00	
						Vendor 3245 - NATIONAL BENEFIT SERVICES LLC Total:	350.00
Vendor: 3401 - OWEN EQUIPMENT COMPANY							
OWEN EQUIPMENT COMPANY	10/12/2022	125802	RODDER REEL BEARINGS #41	01-260-520210	REPAIR SUPPLIES - BLD/FLT MA...	400.53	
						Vendor 3401 - OWEN EQUIPMENT COMPANY Total:	400.53
Vendor: 5167 - PEARSON, TAVARAS							
PEARSON, TAVARAS	10/04/2022	10039	CDL/TANKER ENDORSEMENT	01-110-510430	GENERAL ADMINISTRATIVE	61.00	
						Vendor 5167 - PEARSON, TAVARAS Total:	61.00
Vendor: 3481 - PITNEY BOWES RESERVE ACCOUNT							
PITNEY BOWES RESERVE ACC...	10/19/2022	125843	POSTAGE MACHINE REFILL	01-130-510420	POSTAGE & MAILING	450.00	
						Vendor 3481 - PITNEY BOWES RESERVE ACCOUNT Total:	450.00
Vendor: 3747 - ROCKY MTN POWER							
ROCKY MTN POWER	10/19/2022	125844	SEP 2022 MONTHLY CHARGES	01-110-510460	UTILITIES - MGMT	3,422.79	
ROCKY MTN POWER	10/19/2022	125844	SEP 2022 MONTHLY CHARGES	01-230-510460	UTILITIES - WTR	71,142.31	
ROCKY MTN POWER	10/19/2022	125844	SEP 2022 MONTHLY CHARGES	01-240-510460	UTILITIES - WW	12,663.42	
						Vendor 3747 - ROCKY MTN POWER Total:	87,228.52

Inventory Supplies

Paid Check Report						Payment Dates: 10/1/2022 - 10/31/2022	
Vendor Name	Payment Date	Payment Number	Description (Item)	Account Number	Account Name	Amount	
Vendor: 3760 - RON TURLEY ASSOCIATES INC							
RON TURLEY ASSOCIATES INC	10/03/2022	125762	2022 ANNUAL SaaS RENEW FEE	01-360-510440	COMPUTER SUPPLIES/EQUIP...		3,153.18
						Vendor 3760 - RON TURLEY ASSOCIATES INC Total:	3,153.18
Vendor: 5170 - ROYD INC							
ROYD INC	10/12/2022	125823	ROYD INC/FIRE HYDRANT REF...	01-000-430990	MISC INCOME		1,750.00
						Vendor 5170 - ROYD INC Total:	1,750.00
Vendor: 3850 - SALT LAKE CEMENT CUTTING							
SALT LAKE CEMENT CUTTING	10/19/2022	DFT0000265	Cement Cutting for Repairs	01-220-520210	REPAIR SUPPLIES - WTR R&R		180.00
SALT LAKE CEMENT CUTTING	10/19/2022	DFT0000265	Cement Cutting for Repairs	01-220-520210	REPAIR SUPPLIES - WTR R&R		270.00
SALT LAKE CEMENT CUTTING	10/19/2022	DFT0000265	Cement Cutting for Repairs	01-220-520210	REPAIR SUPPLIES - WTR R&R		260.10
SALT LAKE CEMENT CUTTING	10/19/2022	DFT0000265	Cement Cutting for Repairs	01-220-520210	REPAIR SUPPLIES - WTR R&R		180.00
SALT LAKE CEMENT CUTTING	10/19/2022	DFT0000265	Cement Cutting for Repairs	01-220-520210	REPAIR SUPPLIES - WTR R&R		180.00
						Vendor 3850 - SALT LAKE CEMENT CUTTING Total:	1,070.10
Vendor: 3952 - SEMI SERVICE INC							
SEMI SERVICE INC	10/12/2022	125803	GATE LATCHES FOR #32	01-260-520210	REPAIR SUPPLIES - BLD/FLT MA..		109.60
SEMI SERVICE INC	10/12/2022	125803	TAILGATE STRAPS FOR UNIT #9	01-260-520210	REPAIR SUPPLIES - BLD/FLT MA..		109.60
SEMI SERVICE INC	10/12/2022	125803	TARP BAR 90 FOR #20	01-260-520210	REPAIR SUPPLIES - BLD/FLT MA..		187.70
						Vendor 3952 - SEMI SERVICE INC Total:	406.90
Vendor: 3971 - SHI CORP							
SHI CORP	10/12/2022	125804	TENABLE PCI COMPLAINCE SO...	01-360-510440	COMPUTER SUPPLIES/EQUIP...		10,522.36
						Vendor 3971 - SHI CORP Total:	10,522.36
Vendor: 4000 - SILVER SPUR CONSTRUCTION							
SILVER SPUR CONSTRUCTION	10/12/2022	125805	SILVER SPUR CONSTRUCTION/...	01-000-430990	MISC INCOME		1,750.00
						Vendor 4000 - SILVER SPUR CONSTRUCTION Total:	1,750.00
Vendor: 4085 - SMITH POWER PRODUCTS INC							
SMITH POWER PRODUCTS INC	10/12/2022	125806	Smith Power Products Well 16...	01-230-520210	REPAIR SUPPLIES - WTR MAINT		1,614.45
						Vendor 4085 - SMITH POWER PRODUCTS INC Total:	1,614.45
Vendor: 5171 - SPADE EXCAVATION							
SPADE EXCAVATION	10/12/2022	125824	SPADE EXCAVATION/FIRE HYD...	01-000-430990	MISC INCOME		916.50
						Vendor 5171 - SPADE EXCAVATION Total:	916.50
Vendor: 4140 - SPRINKLER SUPPLY CO							
SPRINKLER SUPPLY CO	10/03/2022	125763	WS Sprinkler Supply (Battery S...	01-230-520210	REPAIR SUPPLIES - WTR MAINT		0.01
SPRINKLER SUPPLY CO	10/03/2022	125763	WS Sprinkler Supply (Battery S...	01-230-520210	REPAIR SUPPLIES - WTR MAINT		249.99
SPRINKLER SUPPLY CO	10/12/2022	125807	WS 9-22-22 Sprinkler Supply	01-230-520210	REPAIR SUPPLIES - WTR MAINT		98.88
						Vendor 4140 - SPRINKLER SUPPLY CO Total:	348.88
Vendor: 4247 - STRATTON AND BRATT LANDSCAPES, LLC							
STRATTON AND BRATT LANDS...	10/19/2022	125845	RETENTION/21J - PMT NO 4	01-000-210110	RETAINAGE		-3,055.00
STRATTON AND BRATT LANDS...	10/19/2022	125845	PMT #4/21J:GHID HDQTRS LA...	01-340-520920	INFRASTRUCTURE PURCHASES		58,045.00
STRATTON AND BRATT LANDS...	10/19/2022	125845	RETENTION/21J - PMT NO 4	01-340-520920	INFRASTRUCTURE PURCHASES		3,055.00
						Vendor 4247 - STRATTON AND BRATT LANDSCAPES, LLC Total:	58,045.00

Paid Check Report						Payment Dates: 10/1/2022 - 10/31/2022	
Vendor Name	Payment Date	Payment Number	Description (Item)	Account Number	Account Name	Amount	
Vendor: 4248 - STREAMLINE							
STREAMLINE	10/12/2022	125808	OCT 2022 WEBSITE HOSTING	01-360-510440	COMPUTER SUPPLIES/EQUIP...		1,080.00
						Vendor 4248 - STREAMLINE Total:	1,080.00
Vendor: 4281 - SUNRISE ENGINEERING, INC.							
SUNRISE ENGINEERING, INC.	10/19/2022	125846	21H:WELL NO 16 CHLORINAT...	01-340-520920	INFRASTRUCTURE PURCHASES		2,443.50
SUNRISE ENGINEERING, INC.	10/19/2022	125846	21H:WELL NO 16 CHLORINAT...	01-340-520920	INFRASTRUCTURE PURCHASES		47.25
						Vendor 4281 - SUNRISE ENGINEERING, INC. Total:	2,490.75
Vendor: 4340 - THATCHER COMPANY							
THATCHER COMPANY	10/12/2022	125809	Fluoride for Well 8	01-350-530260	WATER TREATMENT CHEMICA...		3,122.95
						Vendor 4340 - THATCHER COMPANY Total:	3,122.95
Vendor: 4350 - THE DATA CENTER							
THE DATA CENTER	10/19/2022	125847	SEP 2022 POSTAGE & HANDLI...	01-130-510420	POSTAGE & MAILING		3,601.22
THE DATA CENTER	10/19/2022	125847	SEP 2022 POSTAGE & HANDLI...	01-130-510420	POSTAGE & MAILING		11,429.99
						Vendor 4350 - THE DATA CENTER Total:	15,031.21
Vendor: 4405 - THOMAS PETROLEUM							
THOMAS PETROLEUM	10/12/2022	125810	600 GALLONS OF DIESEL FOR ...	01-260-510230	VEHICLE FUEL - BLD/FLT MAINT		2,419.86
THOMAS PETROLEUM	10/12/2022	125810	FUEL SURCHARGE/EXCISE TAX	01-260-510230	VEHICLE FUEL - BLD/FLT MAINT		226.18
THOMAS PETROLEUM	10/12/2022	125810	600 GALLONS DIESEL FUEL FOR...	01-260-510230	VEHICLE FUEL - BLD/FLT MAINT		2,730.00
THOMAS PETROLEUM	10/12/2022	125810	FUEL SURCHARGE/EXCISE TAX	01-260-510230	VEHICLE FUEL - BLD/FLT MAINT		273.60
THOMAS PETROLEUM	10/12/2022	125810	600 GALLONS DIESEL FUEL FOR...	01-260-510230	VEHICLE FUEL - BLD/FLT MAINT		250.26
						Vendor 4405 - THOMAS PETROLEUM Total:	5,899.90
Vendor: 4454 - TRAFFIC SAFETY RENTALS							
TRAFFIC SAFETY RENTALS	10/19/2022	125848	Traffic Control Services	01-220-520210	REPAIR SUPPLIES - WTR R&R		1,295.35
						Vendor 4454 - TRAFFIC SAFETY RENTALS Total:	1,295.35
Vendor: 4479 - TYLER TECHNOLOGIES							
TYLER TECHNOLOGIES	10/12/2022	125811	2022 3RD QTR INSITE TRANS F...	01-360-510470	TELEPHONE		8,642.50
TYLER TECHNOLOGIES	10/12/2022	125811	2022 3RD QTR UTIL BILL NOTIFY	01-360-510470	TELEPHONE		401.90
						Vendor 4479 - TYLER TECHNOLOGIES Total:	9,044.40
Vendor: 0001 - US TREASURY							
US TREASURY	10/04/2022	DFT0000242	MEDICARE WITHHOLDING	01-000-230100	FEDERAL W/H & MEDICARE P...		58.74
US TREASURY	10/04/2022	DFT0000243	FEDERAL WITHHOLDING	01-000-230100	FEDERAL W/H & MEDICARE P...		175.41
US TREASURY	10/13/2022	DFT0000259	MEDICARE WITHHOLDING	01-000-230100	FEDERAL W/H & MEDICARE P...		6,825.44
US TREASURY	10/13/2022	DFT0000260	FEDERAL WITHHOLDING	01-000-230100	FEDERAL W/H & MEDICARE P...		21,974.65
US TREASURY	10/27/2022	DFT0000279	MEDICARE WITHHOLDING	01-000-230100	FEDERAL W/H & MEDICARE P...		5,561.02
US TREASURY	10/27/2022	DFT0000280	FEDERAL WITHHOLDING	01-000-230100	FEDERAL W/H & MEDICARE P...		15,837.69
						Vendor 0001 - US TREASURY Total:	50,432.95
Vendor: 4570 - UTAH ASSOCIATION OF SPECIAL DISTRICTS							
UTAH ASSOCIATION OF SPECIA...	10/12/2022	125812	2023 MEMBERSHIP DUES	01-110-510430	GENERAL ADMINISTRATIVE		14,393.00
						Vendor 4570 - UTAH ASSOCIATION OF SPECIAL DISTRICTS Total:	14,393.00

Paid Check Report

Payment Dates: 10/1/2022 - 10/31/2022

Vendor Name	Payment Date	Payment Number	Description (Item)	Account Number	Account Name	Amount
Vendor: 4596 - UTAH DEPT WORKFORCE SERVICES						
UTAH DEPT WORKFORCE SERV...	10/12/2022	125813	R 6-910392-0/SEP 2022	01-110-500180	STATE UNEMPLOYMENT - M...	849.64
Vendor 4596 - UTAH DEPT WORKFORCE SERVICES Total:						849.64
Vendor: 4620 - UTAH LOCAL GOVERNMENTS TRUST						
UTAH LOCAL GOVERNMENTS ...	10/19/2022	125849	20120-AUTO/UNIT #23	01-110-510450	GENERAL INSURANCE	268.99
Vendor 4620 - UTAH LOCAL GOVERNMENTS TRUST Total:						268.99
Vendor: 4640 - UTAH RETIREMENT SYSTEMS						
UTAH RETIREMENT SYSTEMS	10/04/2022	DFT0000240	TIER 2 HYBRID CONTRIBUTION	01-000-220400	RETIREMENT CONTRIB PAYAB...	172.91
UTAH RETIREMENT SYSTEMS	10/04/2022	DFT0000241	TIER 2 HYBRID 401K	01-000-220400	RETIREMENT CONTRIB PAYAB...	1.94
UTAH RETIREMENT SYSTEMS	10/13/2022	DFT0000244	TIER 2 DEFINED CONTRIBUTION	01-000-220400	RETIREMENT CONTRIB PAYAB...	1,578.22
UTAH RETIREMENT SYSTEMS	10/13/2022	DFT0000245	TIER 2 HYBRID CONTRIBUTION	01-000-220400	RETIREMENT CONTRIB PAYAB...	13,775.21
UTAH RETIREMENT SYSTEMS	10/13/2022	DFT0000246	457 CONTRIBUTION %	01-000-220400	RETIREMENT CONTRIB PAYAB...	180.63
UTAH RETIREMENT SYSTEMS	10/13/2022	DFT0000247	457 CONTRIBUTION AMOUNT	01-000-220400	RETIREMENT CONTRIB PAYAB...	115.00
UTAH RETIREMENT SYSTEMS	10/13/2022	DFT0000248	457 CONTRIB - BOARD	01-000-220400	RETIREMENT CONTRIB PAYAB...	103.34
UTAH RETIREMENT SYSTEMS	10/13/2022	DFT0000249	457 CONTRIB - TIER 2	01-000-220400	RETIREMENT CONTRIB PAYAB...	51.67
UTAH RETIREMENT SYSTEMS	10/13/2022	DFT0000250	401(K) \$ TIER 2 EMP CONTRIB	01-000-220400	RETIREMENT CONTRIB PAYAB...	20.00
UTAH RETIREMENT SYSTEMS	10/13/2022	DFT0000251	401(K) % CONTRIBUTION AM...	01-000-220400	RETIREMENT CONTRIB PAYAB...	516.64
UTAH RETIREMENT SYSTEMS	10/13/2022	DFT0000252	TIER 2 DC 401K	01-000-220400	RETIREMENT CONTRIB PAYAB...	2,549.61
UTAH RETIREMENT SYSTEMS	10/13/2022	DFT0000254	TIER 2 HYBRID 401K	01-000-220400	RETIREMENT CONTRIB PAYAB...	154.87
UTAH RETIREMENT SYSTEMS	10/13/2022	DFT0000255	TIER 2 ROTH IRA CONTRIB AM...	01-000-220400	RETIREMENT CONTRIB PAYAB...	740.00
UTAH RETIREMENT SYSTEMS	10/13/2022	DFT0000256	ROTH IRA CONTRIBUTION AM...	01-000-220400	RETIREMENT CONTRIB PAYAB...	430.00
UTAH RETIREMENT SYSTEMS	10/13/2022	DFT0000257	TIER 2 - 457 CONTRIB	01-000-220400	RETIREMENT CONTRIB PAYAB...	5.00
UTAH RETIREMENT SYSTEMS	10/13/2022	DFT0000258	UT STATE RET CONTRIBUTION	01-000-220400	RETIREMENT CONTRIB PAYAB...	21,562.83
UTAH RETIREMENT SYSTEMS	10/27/2022	DFT0000267	TIER 2 DEFINED CONTRIBUTION	01-000-220400	RETIREMENT CONTRIB PAYAB...	1,333.71
UTAH RETIREMENT SYSTEMS	10/27/2022	DFT0000268	TIER 2 HYBRID CONTRIBUTION	01-000-220400	RETIREMENT CONTRIB PAYAB...	10,990.19
UTAH RETIREMENT SYSTEMS	10/27/2022	DFT0000269	457 CONTRIBUTION %	01-000-220400	RETIREMENT CONTRIB PAYAB...	181.17
UTAH RETIREMENT SYSTEMS	10/27/2022	DFT0000270	457 CONTRIBUTION AMOUNT	01-000-220400	RETIREMENT CONTRIB PAYAB...	115.00
UTAH RETIREMENT SYSTEMS	10/27/2022	DFT0000271	401(K) \$ TIER 2 EMP CONTRIB	01-000-220400	RETIREMENT CONTRIB PAYAB...	20.00
UTAH RETIREMENT SYSTEMS	10/27/2022	DFT0000272	TIER 2 DC 401K	01-000-220400	RETIREMENT CONTRIB PAYAB...	2,154.60
UTAH RETIREMENT SYSTEMS	10/27/2022	DFT0000274	TIER 2 HYBRID 401K	01-000-220400	RETIREMENT CONTRIB PAYAB...	123.56
UTAH RETIREMENT SYSTEMS	10/27/2022	DFT0000275	TIER 2 ROTH IRA CONTRIB AM...	01-000-220400	RETIREMENT CONTRIB PAYAB...	640.00
UTAH RETIREMENT SYSTEMS	10/27/2022	DFT0000276	ROTH IRA CONTRIBUTION AM...	01-000-220400	RETIREMENT CONTRIB PAYAB...	430.00
UTAH RETIREMENT SYSTEMS	10/27/2022	DFT0000277	TIER 2 - 457 CONTRIB	01-000-220400	RETIREMENT CONTRIB PAYAB...	5.00
UTAH RETIREMENT SYSTEMS	10/27/2022	DFT0000278	UT STATE RET CONTRIBUTION	01-000-220400	RETIREMENT CONTRIB PAYAB...	18,813.98
Vendor 4640 - UTAH RETIREMENT SYSTEMS Total:						76,765.08
Vendor: 4650 - UTAH STATE TAX COMMISSION						
UTAH STATE TAX COMMISSION	10/11/2022	125767	STATE WITHHOLDING	01-000-230200	STATE W/H PAYABLE	11,167.22
UTAH STATE TAX COMMISSION	10/11/2022	125767	STATE WITHHOLDING	01-000-230200	STATE W/H PAYABLE	9,133.82
UTAH STATE TAX COMMISSION	10/11/2022	125767	STATE WITHHOLDING	01-000-230200	STATE W/H PAYABLE	9,155.79
Vendor 4650 - UTAH STATE TAX COMMISSION Total:						29,456.83

Paid Check Report						Payment Dates: 10/1/2022 - 10/31/2022	
Vendor Name	Payment Date	Payment Number	Description (Item)	Account Number	Account Name	Amount	
Vendor: 4652 - UTAH STATE TREASURER							
UTAH STATE TREASURER	10/12/2022	125814	2022 UNCLAIMED PROP/FEIN ...	01-000-120130	A/R - REFUNDS PAYABLE		6,246.23
						Vendor 4652 - UTAH STATE TREASURER Total:	6,246.23
Vendor: 4680 - UTAH WATER USERS ASSOCIATION							
UTAH WATER USERS ASSOCIAT..	10/12/2022	125815	REG/2022 UTAH WTR USERS S...	01-110-510480	TRAINING & EDUCATION - M...		250.00
						Vendor 4680 - UTAH WATER USERS ASSOCIATION Total:	250.00
Vendor: 4693 - UTOPIA							
UTOPIA	10/12/2022	125816	OCT 2022 FIBER OPTICS	01-360-510470	TELEPHONE		1,000.00
						Vendor 4693 - UTOPIA Total:	1,000.00
Vendor: 4704 - VERIZON WIRELESS							
VERIZON WIRELESS	10/19/2022	DFT0000266	SEP 2022 CELL PHONE	01-360-510470	TELEPHONE		2,876.96
						Vendor 4704 - VERIZON WIRELESS Total:	2,876.96
Vendor: 4698 - VLCCM							
VLCCM	10/12/2022	125817	Sophos access points for buildi...	01-340-520920	INFRASTRUCTURE PURCHASES		2,390.00
						Vendor 4698 - VLCCM Total:	2,390.00
Vendor: 4739 - WARR, ANDREW D							
WARR, ANDREW D	10/20/2022	10042	2022 BOOT REIMBURSEMENT	01-210-510490	SAFETY EXPENSE		100.00
						Vendor 4739 - WARR, ANDREW D Total:	100.00
Vendor: 4870 - WELLS FARGO ADVISORS							
WELLS FARGO ADVISORS	10/11/2022	125768	401(K) CONTRIBUTIONS	01-000-220400	RETIREMENT CONTRIB PAYAB...		234.31
WELLS FARGO ADVISORS	10/11/2022	125768	401(K) CONTRIBUTIONS	01-000-220400	RETIREMENT CONTRIB PAYAB...		23,497.60
WELLS FARGO ADVISORS	10/11/2022	125768	401(K) LOAN PAYMENT	01-000-220400	RETIREMENT CONTRIB PAYAB...		1,381.99
WELLS FARGO ADVISORS	10/11/2022	125768	401(K) LOAN PAYMENT	01-000-220400	RETIREMENT CONTRIB PAYAB...		659.85
WELLS FARGO ADVISORS	10/25/2022	125854	401(K) CONTRIBUTIONS	01-000-220400	RETIREMENT CONTRIB PAYAB...		22,646.78
WELLS FARGO ADVISORS	10/25/2022	125854	401(K) LOAN PAYMENT	01-000-220400	RETIREMENT CONTRIB PAYAB...		1,381.99
WELLS FARGO ADVISORS	10/25/2022	125854	401(K) LOAN PAYMENT	01-000-220400	RETIREMENT CONTRIB PAYAB...		659.85
						Vendor 4870 - WELLS FARGO ADVISORS Total:	50,462.37
Vendor: 4880 - WEST VALLEY CITY							
WEST VALLEY CITY	10/12/2022	DFT0000264	SEP 2022 STRMWTR/ST LIGHT...	01-110-510460	UTILITIES - MGMT		783.00
WEST VALLEY CITY	10/12/2022	DFT0000264	SEP 2022 STRMWTR/ST LIGHT...	01-230-510460	UTILITIES - WTR		465.00
WEST VALLEY CITY	10/12/2022	DFT0000264	SEP 2022 STRMWTR/ST LIGHT...	01-240-510460	UTILITIES - WW		200.10
						Vendor 4880 - WEST VALLEY CITY Total:	1,448.10
Vendor: 4938 - WINGFOOT CORPORATION							
WINGFOOT CORPORATION	10/12/2022	125818	OCT 2022 JANITORIAL SVCS	01-260-510220	BUILDINGS & GROUNDS - BLD/...		1,535.00
						Vendor 4938 - WINGFOOT CORPORATION Total:	1,535.00
Vendor: 4981 - WOODSHOP 3535							
WOODSHOP 3535	10/12/2022	125819	GHID LOGO SIGN	01-340-520920	INFRASTRUCTURE PURCHASES		475.00
						Vendor 4981 - WOODSHOP 3535 Total:	475.00
						Grand Total:	3,522,671.46

Report Summary

Fund Summary

Fund	Payment Amount
01 - GENERAL FUND	3,522,671.46
Grand Total:	3,522,671.46

Account Summary

Account Number	Account Name	Payment Amount
01-000-120130	A/R - REFUNDS PAYABLE	6,246.23
01-000-210110	RETAINAGE	-14,743.50
01-000-210150	AMEX/MC PAYABLE	52,707.86
01-000-220400	RETIREMENT CONTRIB PA...	127,227.45
01-000-220700	EMPLOYEE RESERVE - GYM	175.88
01-000-220800	GARNISHMENT PAYABLE	772.62
01-000-220900	CAFETERIA PLAN PAYABLE	9,663.70
01-000-230100	FEDERAL W/H & MEDICA...	50,432.95
01-000-230200	STATE W/H PAYABLE	29,456.83
01-000-430990	MISC INCOME	5,909.50
01-105-510480	TRAINING & EDUCATION -...	-344.84
01-110-500180	STATE UNEMPLOYMENT -...	849.64
01-110-510430	GENERAL ADMINISTRATIVE	16,177.25
01-110-510450	GENERAL INSURANCE	268.99
01-110-510460	UTILITIES - MGMT	5,808.57
01-110-510480	TRAINING & EDUCATION -...	1,338.74
01-110-510500	LEGAL EXPENSE	3,944.00
01-110-510520	PROFESSIONAL CONSULT...	460.00
01-110-510591	PAYMENTS TO OTHER GO...	6,653.26
01-120-510480	TRAINING & EDUCATION -...	663.00
01-130-510410	OFFICE SUPPLIES/PRINTI...	2,169.39
01-130-510420	POSTAGE & MAILING	15,481.21
01-130-510480	TRAINING & EDUCATION -...	1,993.00
01-140-510480	TRAINING & EDUCATION -...	318.75
01-140-520210	REPAIR SUPPLIES - METER	9,697.66
01-210-510490	SAFETY EXPENSE	2,853.56
01-220-510480	TRAINING & EDUCATION -...	663.00
01-220-520210	REPAIR SUPPLIES - WTR R...	27,081.35
01-220-520240	TOOLS & SUPPLIES - WTR ...	137.11
01-230-510460	UTILITIES - WTR	76,066.37
01-230-510480	TRAINING & EDUCATION -...	318.75
01-230-520210	REPAIR SUPPLIES - WTR ...	8,674.15
01-230-520240	TOOLS & SUPPLIES - WTR...	641.64
01-240-510460	UTILITIES - WW	13,020.86
01-240-510480	TRAINING & EDUCATION -...	663.00

Payroll Taxes and Employee Benefits \$218,579.07

Account Summary

Account Number	Account Name	Payment Amount
01-240-520240	TOOLS & SUPPLIES - WW...	4,222.38
01-250-510480	TRAINING & EDUCATION -...	318.75
01-250-520210	REPAIR SUPPLIES - WW P...	5,216.47
01-250-520240	TOOLS & SUPPLIES - WW ...	1,746.15
01-260-510220	BUILDINGS & GROUNDS -...	3,862.96
01-260-510230	VEHICLE FUEL - BLD/FLT ...	5,899.90
01-260-510480	TRAINING & EDUCATION -...	0.00
01-260-520210	REPAIR SUPPLIES - BLD/FL...	3,831.41
01-310-530270	WATER TESTING FEES	889.72
01-330-510480	TRAINING & EDUCATION -...	1,023.75
01-330-520240	TOOLS & SUPPLIES - BLUE...	1,285.48
01-340-510480	TRAINING & EDUCATION -...	344.25
01-340-510520	PROFESSIONAL CONSULT...	1,323.03
01-340-520920	INFRASTRUCTURE PURCH...	447,793.97
01-350-510480	TRAINING & EDUCATION -...	114.59
01-350-530250	WATER SUPPLY EXPENSE	1,359,784.31
01-350-530260	WATER TREATMENT CHE...	3,122.95
01-360-510440	COMPUTER SUPPLIES/EQ...	19,723.28
01-360-510470	TELEPHONE	13,475.36
01-360-510480	TRAINING & EDUCATION -...	1,644.25
01-400-580310	FACILITY OPERATION - C.V.	478,430.88
01-400-580320	PROJECT BETTERMENTS- C...	148,178.40
01-400-580340	PRETREATMENT FIELD - C...	27,176.35
01-400-580350	LABORATORY - C.V.	25,436.10
01-400-580380	CVW DEBT SERVICE	504,378.84
Grand Total:		3,522,671.46

Infrastructure \$433,050.47

Jordan Valley Water

Central Valley Water \$1,183,600.57

Project Account Summary

Project Account Key	Payment Amount
None	3,074,877.49
20DCONSTRUCTION	7,836.11
20ECONSTMGT	5,482.50
20ECONSTRUCTION	141,098.00
20GCONSTMGT	12,187.84
20GCONSTRUCTION	95,062.00
20GINTERNAL	2,709.07
20GITEQUIPMENT	12,148.38
21FCONTRACT	20,660.00
21HCONSTMGMT	2,443.50
21HCONSTMGMT NO.1	47.25
21JCONSTMGMT	9,810.38

Project Account Summary

Project Account Key	Payment Amount	
21JCONSTRUCTION	61,100.00	
21JGHIDIMPROVEMENTS	-12.67	
22CONSTMGMT	2,463.75	
22EMATERIALS	56,623.15	
22FDESIGN	17,505.40	
22HCONSTRUCTION	629.31	
Grand Total:	3,522,671.46	% of Total
Jordan Valley Water	\$ 1,359,784.31	39%
Central Valley Water	\$ 1,183,600.57	34%
Infrastructure	\$ 433,050.47	12%
Payroll Taxes and Employee Benefits	\$ 218,579.07	6%
Other	\$ 327,657.04	9%



Granger-Hunter Improvement District, UT

Bank Transaction Report

Transaction Detail

Issued Date Range: 10/01/2022 - 10/31/2022
Cleared Date Range: -

Issued Date	Cleared Date	Number	Description	Module	Type	Amount
Utility Billing						
10/19/2022		33052	Jimmy Vanhsy	Utility Billing	Check	-42.34
10/19/2022	10/31/2022	33053	Bu Meh	Utility Billing	Check	-28.37
10/19/2022		33054	Adam Kaas	Utility Billing	Check	-79.29
10/19/2022	10/31/2022	33055	Aberlour LLC	Utility Billing	Check	-148.50
10/19/2022		33056	Filberto Diaz	Utility Billing	Check	-164.02
10/19/2022	10/31/2022	33057	Kara Verner	Utility Billing	Check	-47.88
10/19/2022		33058	B L Silcox	Utility Billing	Check	-113.95
10/19/2022		33059	Patsy M Parker	Utility Billing	Check	-8.48
10/19/2022	10/31/2022	33060	James M Warner	Utility Billing	Check	-451.20
10/19/2022		33061	Joseph Klima	Utility Billing	Check	-36.11
10/19/2022	10/31/2022	33062	Tracie Neeley	Utility Billing	Check	-464.71
10/19/2022	10/31/2022	33063	Restore Utah	Utility Billing	Check	-139.30
10/19/2022	10/31/2022	33064	April Fortie	Utility Billing	Check	-64.70
10/19/2022	10/31/2022	33065	Angela Metcalf	Utility Billing	Check	-445.17
10/19/2022	10/31/2022	33066	John A Ziska	Utility Billing	Check	-123.54
10/19/2022		33067	Randy J Evans	Utility Billing	Check	-31.60
10/19/2022	10/31/2022	33068	Amanda Rush	Utility Billing	Check	-84.28
10/19/2022	10/31/2022	33069	Amber Stuber	Utility Billing	Check	-28.32
10/19/2022		33070	Deanna Cain	Utility Billing	Check	-268.44
10/19/2022	10/31/2022	33071	Restore Utah	Utility Billing	Check	-130.23
10/19/2022		33072	Ana Solis	Utility Billing	Check	-43.67
10/19/2022		33073	Julie Carlon	Utility Billing	Check	-177.28
10/19/2022		33074	Melinda Lee	Utility Billing	Check	-36.91
10/19/2022	10/31/2022	33075	Kelly Eckard	Utility Billing	Check	-61.60
10/19/2022		33076	Collin Layman	Utility Billing	Check	-163.92
10/19/2022	10/31/2022	33077	Ronald Gene Garrett	Utility Billing	Check	-80.88
10/19/2022		33078	Richard E Fritzsche	Utility Billing	Check	-65.40
10/19/2022		33079	Carole Frazee	Utility Billing	Check	-48.26
10/19/2022	10/31/2022	33080	Bart G Rose	Utility Billing	Check	-114.91
10/19/2022		33081	Jody Hale	Utility Billing	Check	-130.48
10/19/2022		33082	Mayra E Rosales	Utility Billing	Check	-52.57
10/19/2022		33083	Kenneth Thompson	Utility Billing	Check	-97.82
10/19/2022	10/31/2022	33084	Aberlour LLC	Utility Billing	Check	-94.27
10/19/2022	10/31/2022	33085	William K Arbuckle	Utility Billing	Check	-37.61
10/19/2022		33086	Shelly R McCullough	Utility Billing	Check	-301.09
10/19/2022	10/31/2022	33087	Nola B Coombs	Utility Billing	Check	-564.83

Bank Transaction Report

Issued Date Range: -

Issued Date	Cleared Date	Number	Description	Module	Type	Amount
10/19/2022	10/31/2022	33088	Jose Antonio Andrade	Utility Billing	Check	-32.03
10/19/2022		33089	Thang Pham	Utility Billing	Check	-168.69
10/19/2022	10/31/2022	33090	Michael Ball	Utility Billing	Check	-214.42
10/19/2022	10/31/2022	33091	Paul Howard	Utility Billing	Check	-160.21
10/19/2022		33092	Michael Coke	Utility Billing	Check	-335.70
10/19/2022	10/31/2022	33093	Jamie Hartman	Utility Billing	Check	-41.42
10/19/2022	10/31/2022	33094	Charity Cardenas	Utility Billing	Check	-70.01
10/19/2022		33095	Janice A Jensen	Utility Billing	Check	-27.08
10/19/2022	10/31/2022	33096	Van Pham	Utility Billing	Check	-160.38
10/19/2022	10/31/2022	33097	David W Rinker	Utility Billing	Check	-58.85
10/19/2022		33098	Richard Webb	Utility Billing	Check	-37.06
10/19/2022	10/31/2022	33099	Darren Wolf	Utility Billing	Check	-71.88
10/19/2022	10/31/2022	33100	Meagan Freebairn	Utility Billing	Check	-286.82
10/19/2022		33101	Ronald G Dodge	Utility Billing	Check	-105.73
10/19/2022		33102	Walter Gooley Jr.	Utility Billing	Check	-94.41
10/19/2022		33103	Pat Ramirez	Utility Billing	Check	-40.36
10/19/2022	10/31/2022	33104	Cathy A Robinson	Utility Billing	Check	-48.77
10/19/2022	10/31/2022	33105	Shaun Cunningham	Utility Billing	Check	-83.00
10/19/2022		33106	Cullen McCarty	Utility Billing	Check	-99.79
10/19/2022		33107	Iron Holdings LLC	Utility Billing	Check	-69.53
10/19/2022	10/31/2022	33108	Devin Parker	Utility Billing	Check	-44.78
10/19/2022		33109	Steve L Batty	Utility Billing	Check	-129.36
10/19/2022		33110	Glenna Christensen	Utility Billing	Check	-170.34
10/19/2022		33111	Ryan Anderson	Utility Billing	Check	-118.51
Utility Billing Total: (60)						-7,641.06
Report Total: (60)						-7,641.06

Summary

Bank Account	Count	Amount
01-000-110100 CASH - GENERAL CHECKING	60	-7,641.06
Report Total:	60	-7,641.06

Cash Account	Count	Amount
01 01-000-110100 CASH - GENERAL CHECKING	60	-7,641.06
Report Total:	60	-7,641.06

Transaction Type	Count	Amount
Check	60	-7,641.06
Report Total:	60	-7,641.06



Granger-Hunter Improvement District, UT

Bank Transaction Report

Transaction Detail

Issued Date Range: 10/01/2022 - 10/31/2022

Cleared Date Range: -

Issued Date	Cleared Date	Number	Description	Module	Type	Amount
Payroll						
10/04/2022	10/31/2022	2007	2007	Payroll	Employee #220 Final Check	-1,712.27
10/13/2022	10/31/2022	EFT0000013	Payroll EFT	Payroll	EFT	-192,300.97
10/27/2022	10/31/2022	EFT0000014	Payroll EFT	Payroll	Regular Payroll Direct Deposit	-158,257.82
Payroll Total: (5)						-352,271.06
Report Total: (5)						-352,271.06

Summary

Bank Account	Count	Amount
01-000-110100 CASH - GENERAL CHECKING	5	-352,271.06
Report Total:	5	-352,271.06

Cash Account	Count	Amount
No Cash Account	2	0.00
01 01-000-110100 CASH - GENERAL CHECKING	3	-352,271.06
Report Total:	5	-352,271.06

Transaction Type	Count	Amount
Check	3	-1,712.27
EFT	2	-350,558.79
Report Total:	5	-352,271.06

WATER MAINTENANCE UPDATE



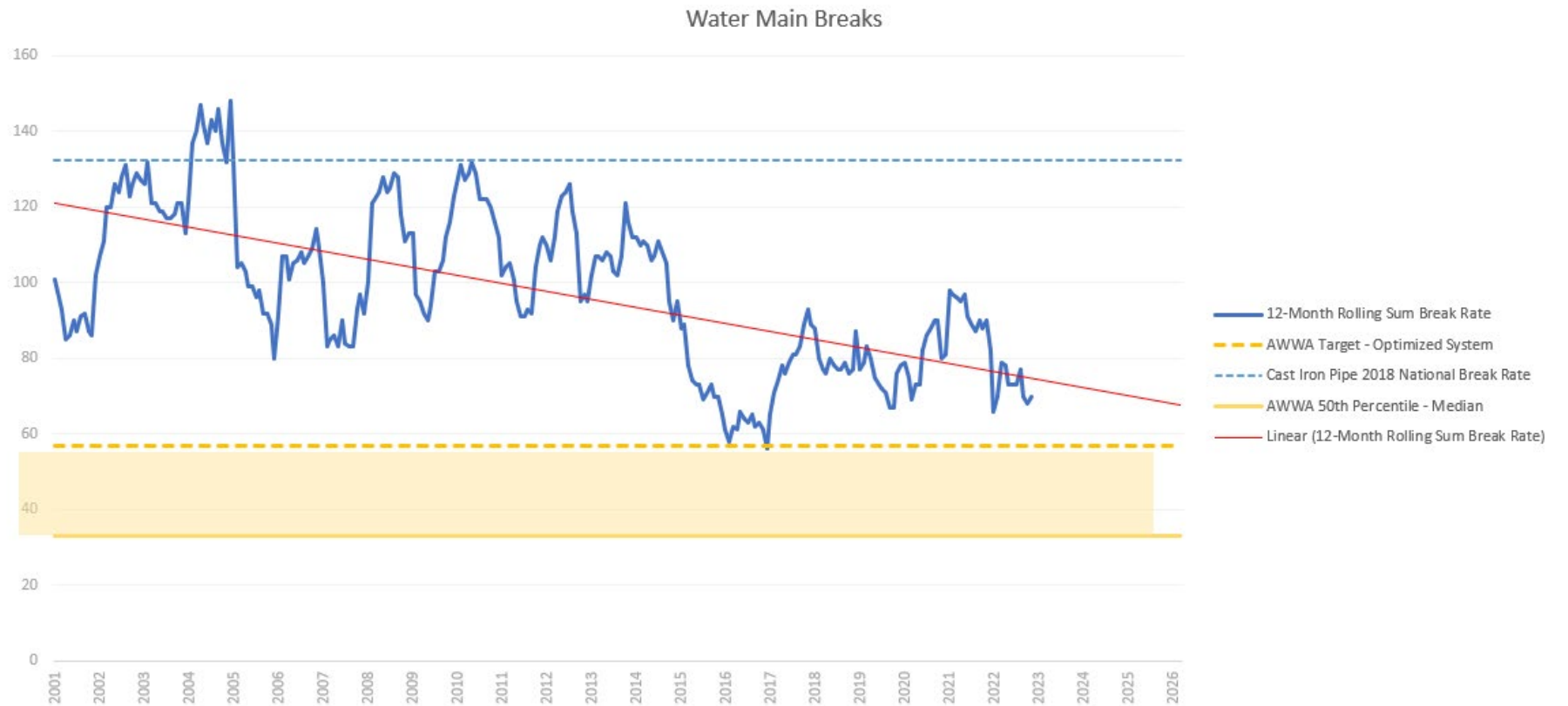
Water Systems Update

2022 Data:

- 9 Breaks In October
- 54 Breaks Year-to-Date (YTD)
- 14.2 Breaks Per 100 Miles Of Pipe Year to Date
- Five Year average of 58 YTD
- 8% Increase over last year YTD

Long Term Break Rate Target Development Considerations:

- Level of Service Targets / Disruption of Service Rates
- Water Quality Impacts
- Water Rate Impacts
- Claim Exposure
- System Reliability

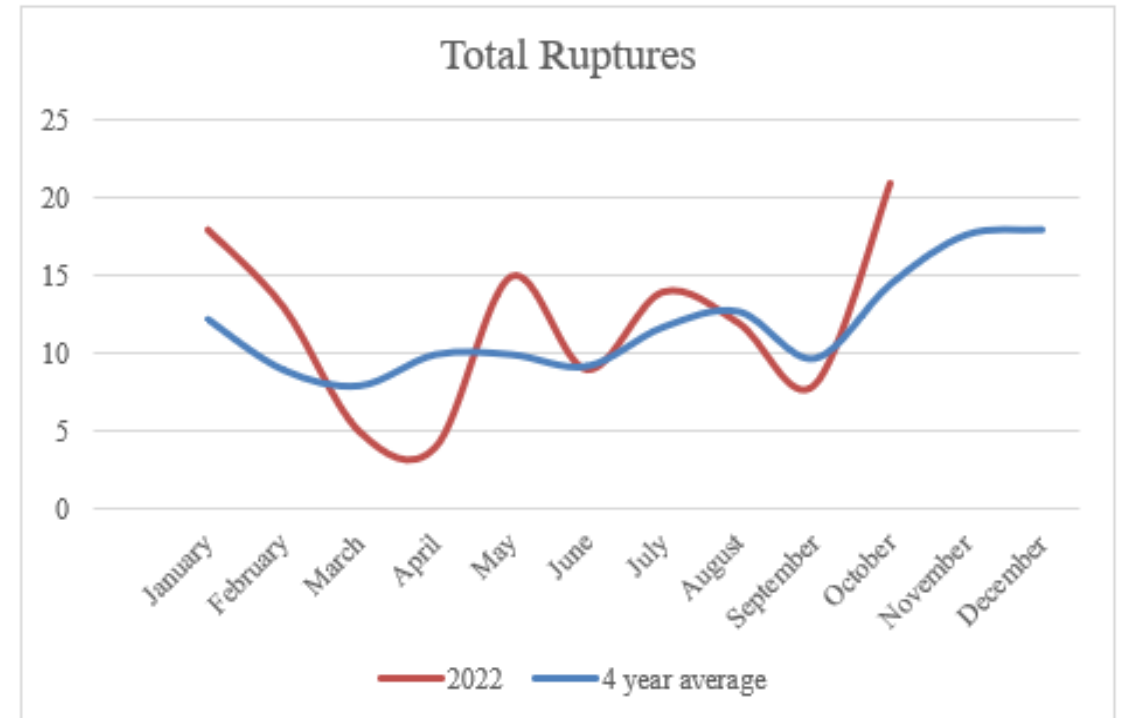


Water Breaks and Leaks

Breaks & Leaks Combined Totals															
GHID Breaks					GHID Leaks					Total Ruptures					
2018	2019	2020	2021	2022	Year	2018	2019	2020	2021	2022	2018	2019	2020	2021	2022
10	12	8	7	11	January	4	1	2	1	7	14	13	10	8	18
5	9	3	2	11	February	1	4	2	3	2	6	13	5	5	13
4	1	5	4	3	March	1	9	3	5	2	5	10	8	9	5
9	4	4	6	1	April	2	2	10	10	3	11	6	14	16	4
2	0	9	3	3	May	5	5	5	3	12	7	5	14	6	15
4	3	7	5	5	June	7	5	5	3	4	11	8	12	8	9
5	4	6	4	8	July	5	8	6	5	6	10	12	12	9	14
7	3	5	8	1	August	6	7	9	7	11	13	10	14	15	12
6	6	6	4	2	September	6	5	8	2	6	12	11	14	6	8
6	15	5	7	9	October	3	3	4	3	12	9	18	9	10	21
13	14	15	7		November	4	2	5	10		17	16	20	17	
7	8	26	9		December	5	3	4	4		12	11	30	13	
58	57	58	50	54	Totals to Date	40	49	54	42	65	98	106	112	92	119
78	79	99	66	54	Annual Totals	49	54	63	56	65	127	133	162	122	119
	-2%	+2%	-14%	-8%			+23%	+10%	-22%	+55%		+8%	+6%	-18%	+29.3%
	% Change from Prior Year					% Change from Prior Year					% Change from Prior Year				

Waterline breaks and leaks totaled 21 in the month of October 2022. Nine were breaks and twelve were service line failures.

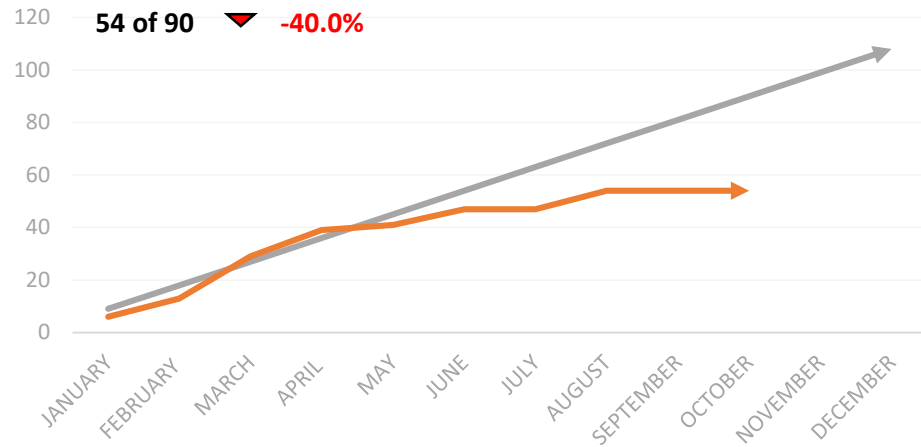
Four Year Average Trends



The District's total ruptures increased above the four-year average trendline for October 2022.

Water Systems Update

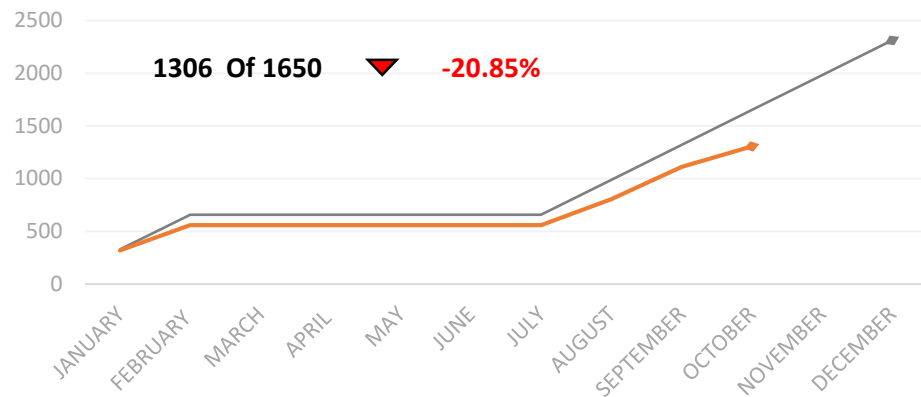
Corrective Valve Maintenance



2022 Data:

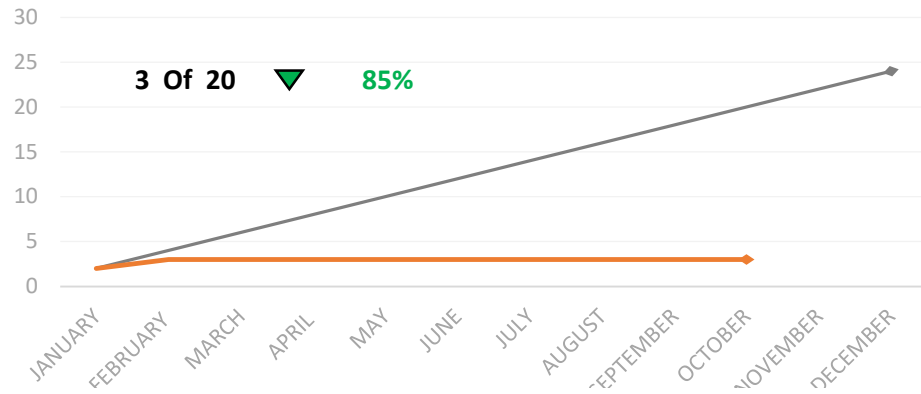
- 54 corrective valve work orders have been completed to date. 0 work orders were completed in October. 7 work orders were created in October, and 51 valve work orders are currently open for repairs.
- The valve maintenance crew has completed 1306 planned valve work orders to date. Crews have again began working on valve maintenance.

Planned Valve Maintenance



Water Systems Update

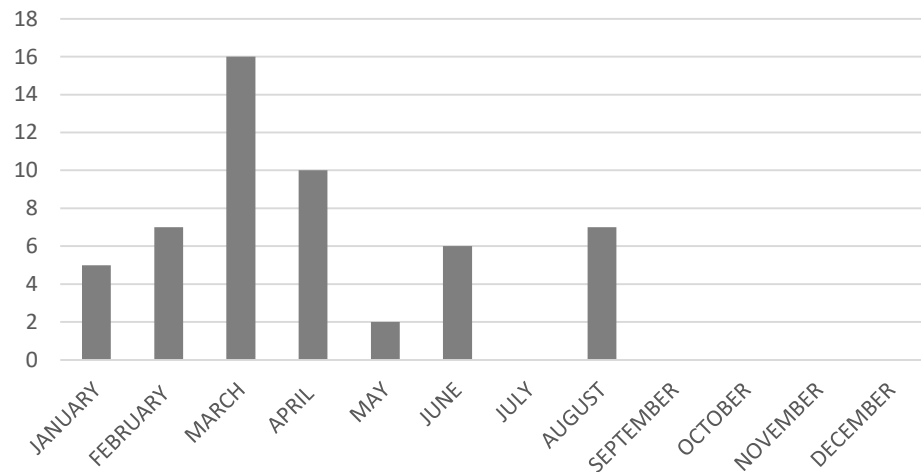
Valves Found Off Rate



2022 Data:

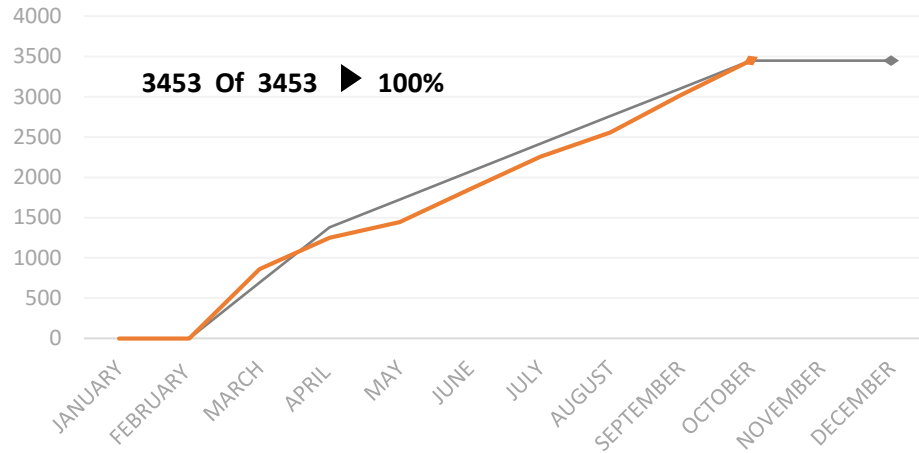
- Valve crews have located three valves off to date. All valves found off have been turned back on. No valves have been found off in October.
- 0 valve work orders were completed in October. The valve repair and replacement crew have 51 open valve work orders.

Valve Work Order Completed



Water Systems Update

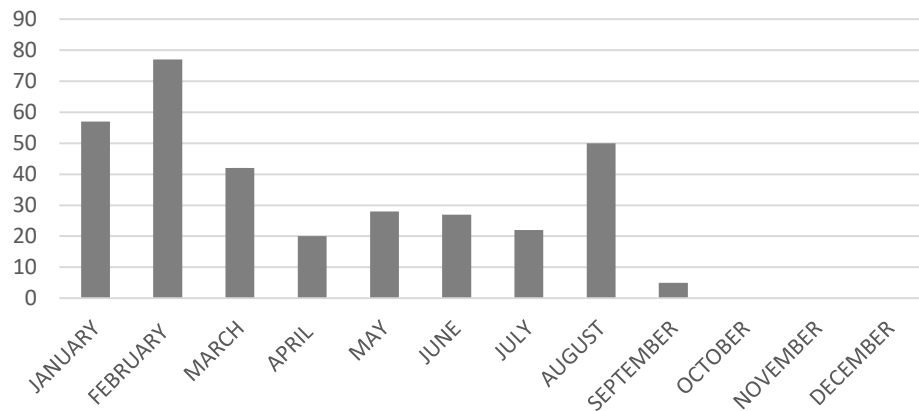
Planned Fire Hydrant Maintenance



2022 Data:

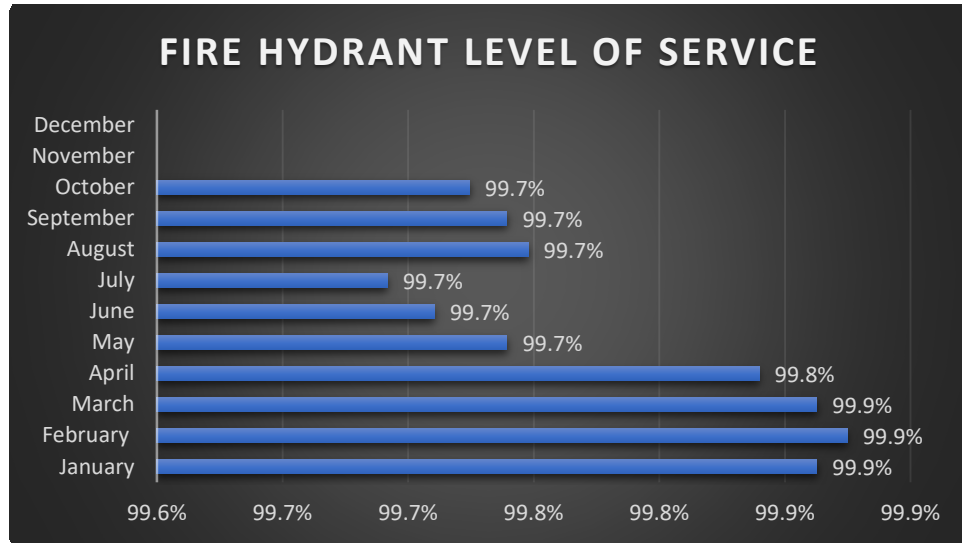
- 3453 planned fire hydrant inspections have been completed to date. Crews have completed all the fire hydrant inspections for the year.
- Crews completed 0 fire hydrant work orders in October. To date, crews have completed 328 work orders. Currently, there are 65 open fire hydrant work orders.

Fire Hydrant Work Order Completed



— Target — Actuals

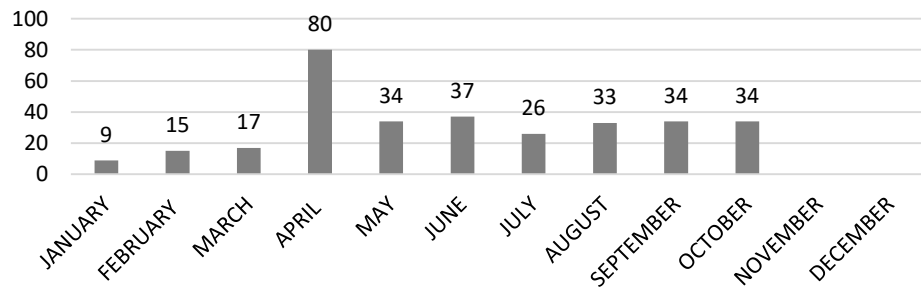
Water Systems Update



2022 Data:

- Fire hydrant level of service (LOS). The level of service is determined by the amount of District-owned fire hydrants and how many of those were out of service for repair at any time during each month.
- Since last year's leak detection company came and identified that we have issues with leaking fire hydrants, our crews have implemented a follow-up fire hydrant inspection program. The chart on the bottom left shows the amount of fire hydrant follow-up inspections that have been completed this year. These types of inspections originate from our own crew's using the fire hydrants for maintenance operations, and from the West Valley City Fire Department's use of fire hydrants when putting out house fires. The inspections contain a brief inspection of the fire hydrant to ensure it has been properly shut down and to make sure that the fire hydrant is still operating correctly.

Fire Hydrant Leak Check Follow Up Inspections

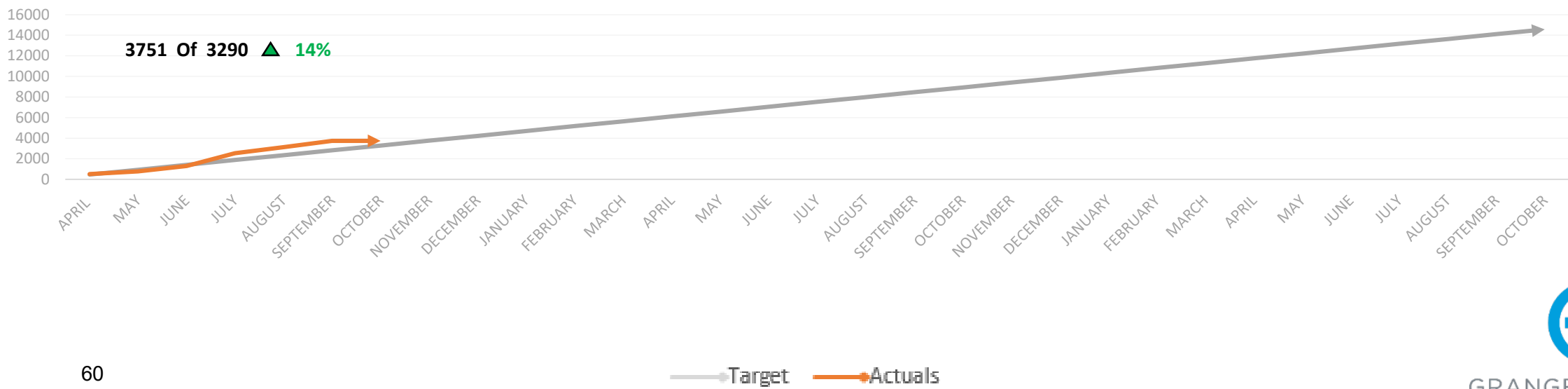


Water Systems Update

2022 Data:

- In the month of March, the water maintenance group was tasked with assisting in the Lead & Copper identification program that must be completed by October 2024. The target below is based on the total amount of unidentified connections, 14,535, and the completion deadline. The District has determined that if we identify 470 per month, we will reach our goal of identifying all unidentified service lines by the October 2024 deadline.

Lead & Copper Identification Inspections

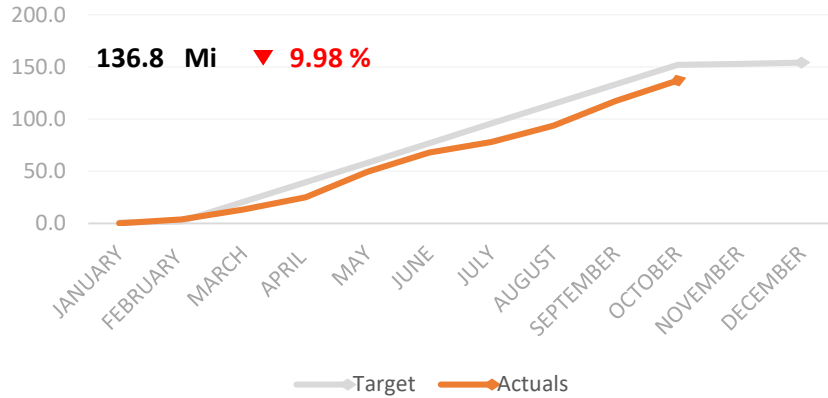


WASTEWATER MAINTENANCE UPDATE



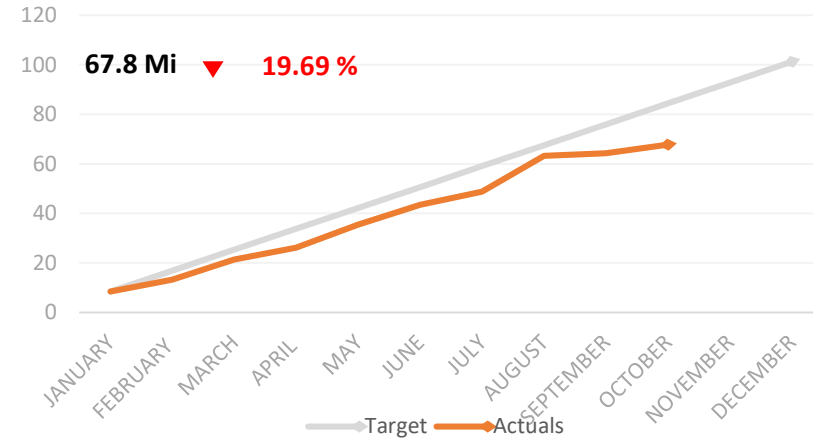
Wastewater Maintenance Update

Collection System Cleaning



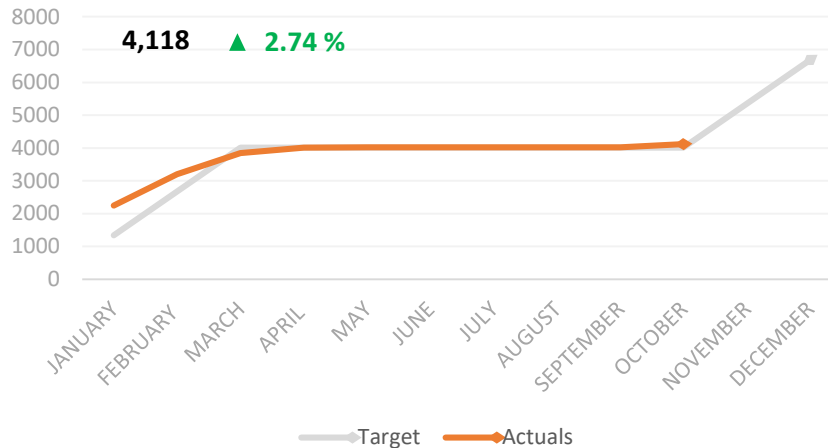
Variance Description – The Wastewater Maintenance Staff had a great month. They were able to get all Hotspots completed and gain some traction but remain below our target due to being short staffed.

Collection System CCTV



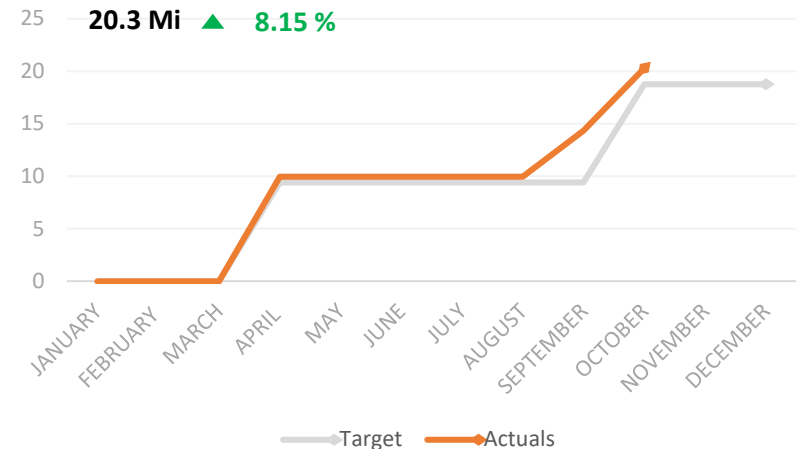
Variance Description – CCTV equipment has been down and in the repair shop for both Unit 31 and Unit 35

Manhole Inspection



62 Variance Description – We are right where we project to be on our manhole inspections.

Collection System Hot Spot Cleaning

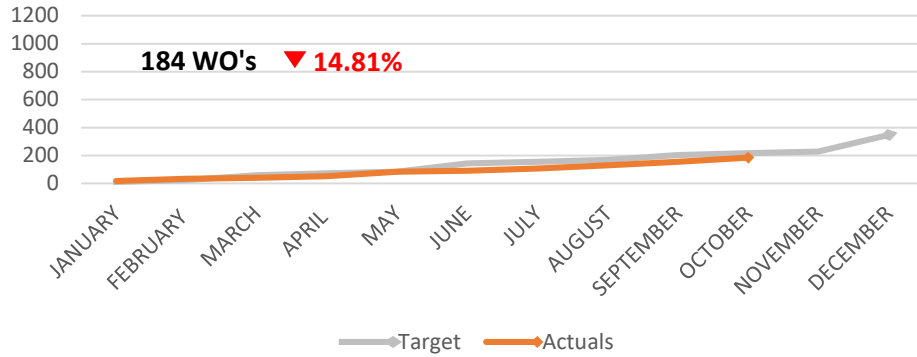


Variance Description – Fall Hotspot cleaning is complete



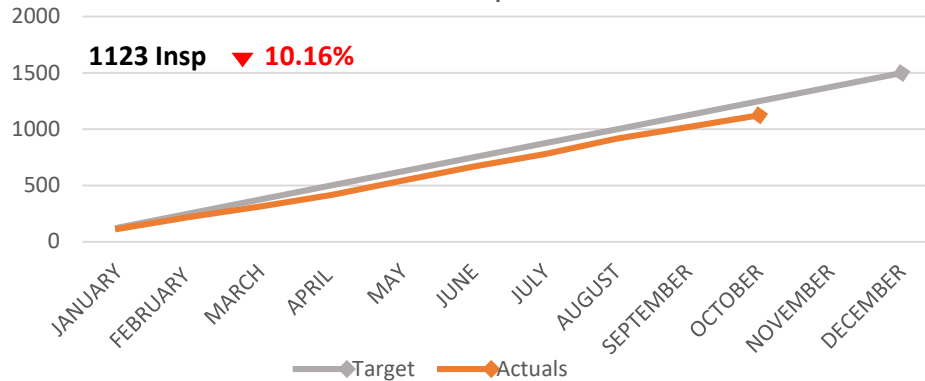
Wastewater Maintenance Update

WWPS Preventative Maintenance WO Totals



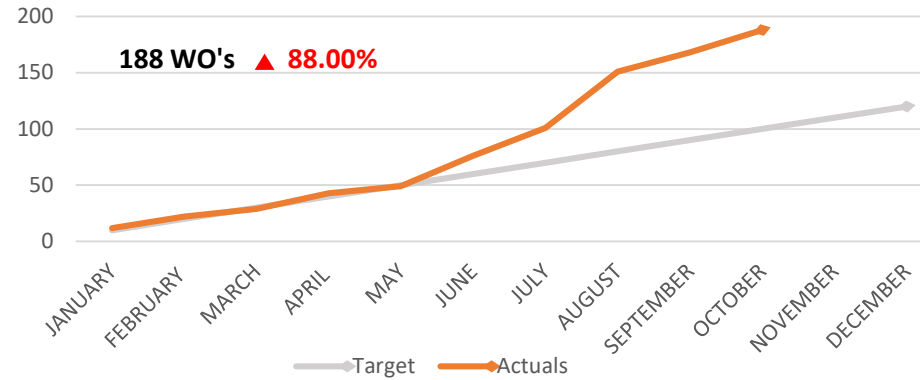
Variance Description – The WWPS crews finished 28 WO’s in the month of October giving us a total of 184 WO’s YTD. We are continually working to complete monthly preventative maintenance WO’s while also completing all other maintenance WO’s.

WWPS Inspections



Variance Description – Our WWPS crews have completed 1123 inspections YTD . That’s 127 short of our YTD target of 1250. We did complete 105 inspections for the month of October. This is an ongoing process finding the happy medium for targets, by doing a lot more inspections, and catching problems before they result in reactive maintenance or equipment failure.

WWPS Reactive Maintenance WO Totals

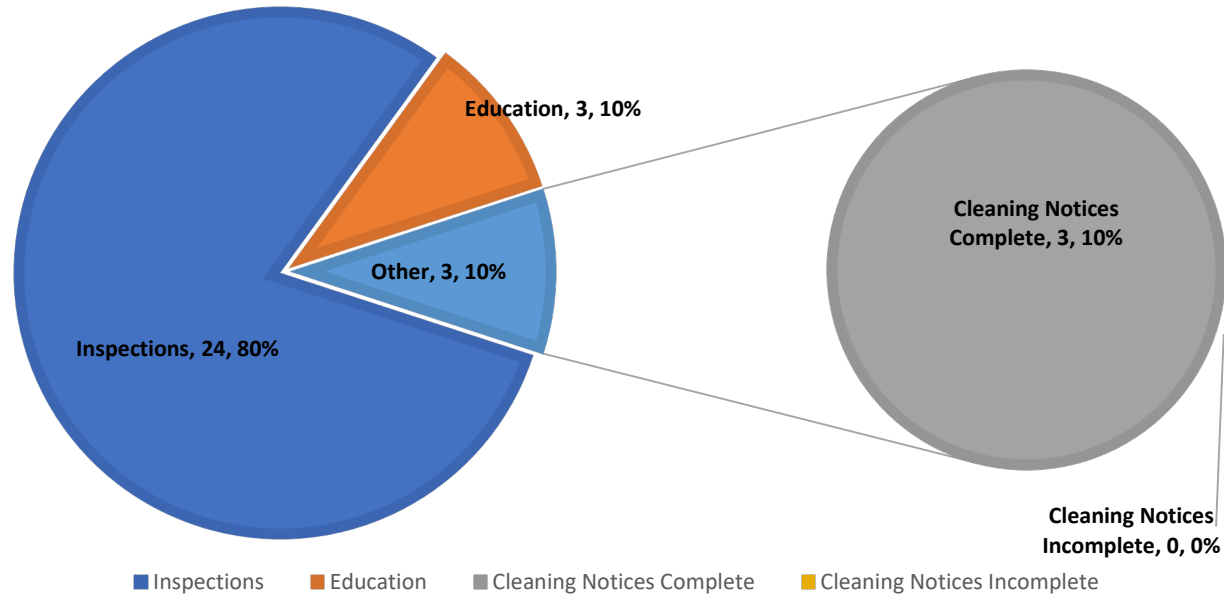


Variance Description – The WWPS crews have a total of 188 reactive maintenance WO’s YTD. We are striving to keep the reactive maintenance WO’s to a minimum.

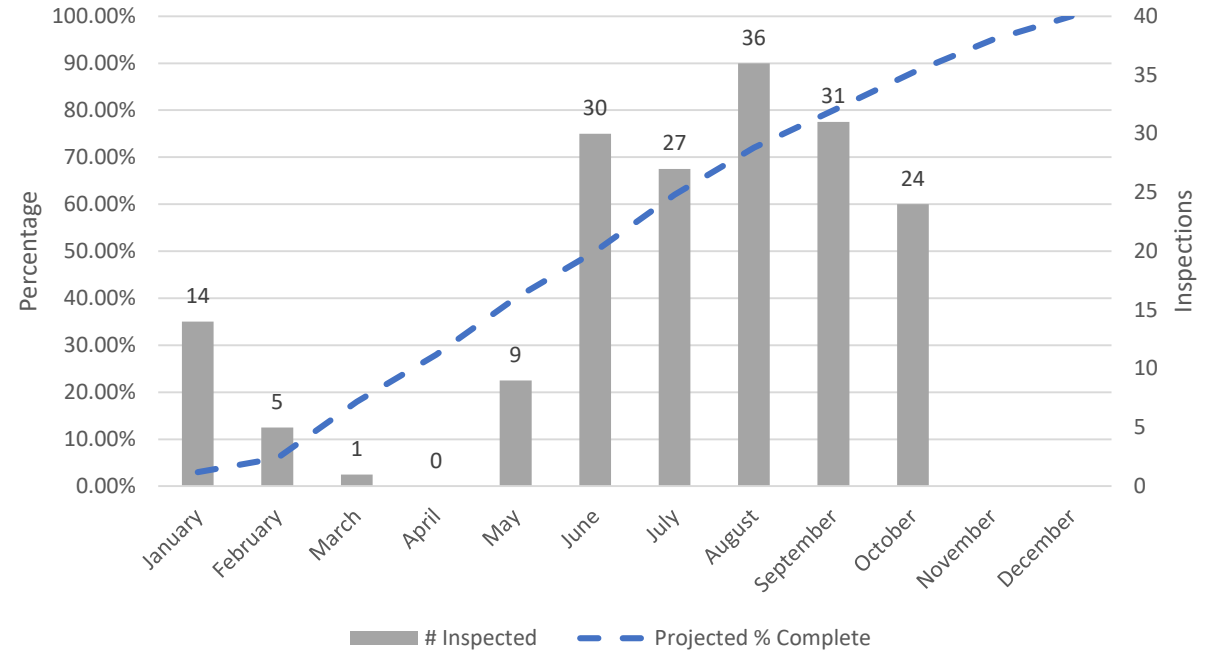


Wastewater Maintenance Update

FOG PROGRAM - OCTOBER

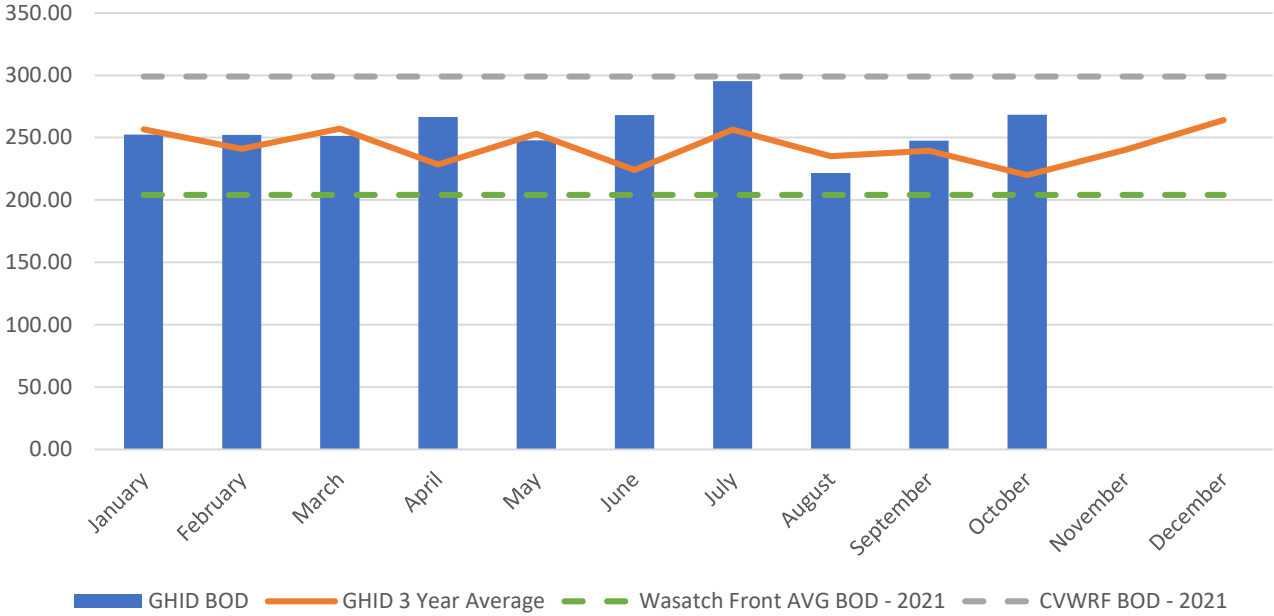


Grease Interceptor Inspections - 2022

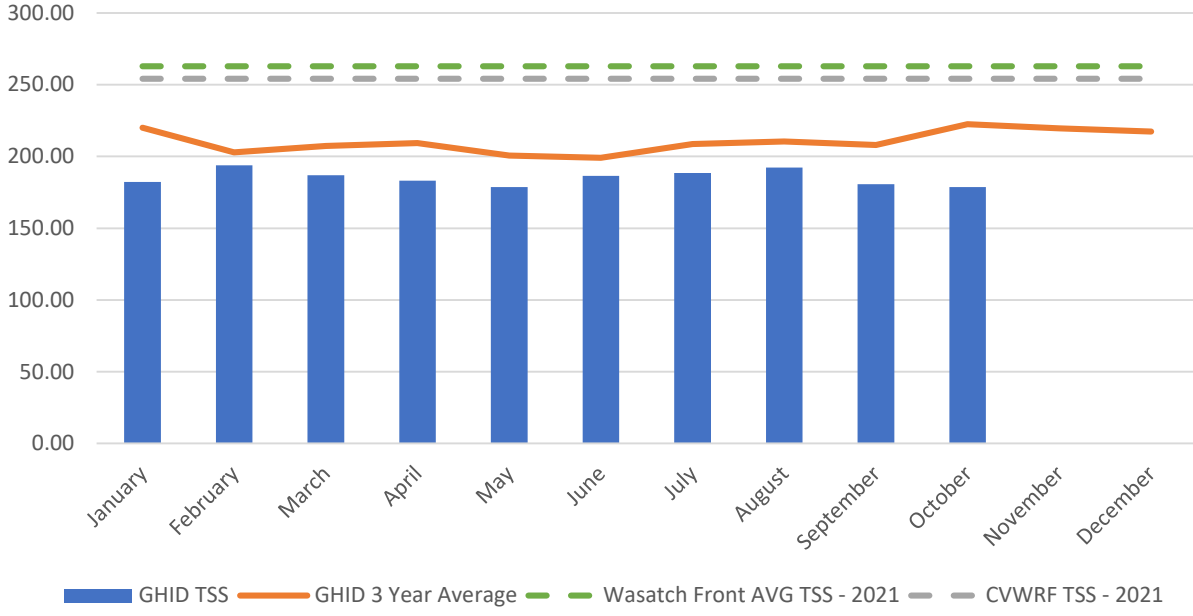


Wastewater Maintenance Update

BOD - Concentration



TSS - Concentration



The surrounding area average BOD/TSS numbers come from 2021 data collected from the following entities: South Valley Sewer District, South Davis Sewer District, Snyderville Basin Water Reclamation Facility, and Timpanogos Special Service District. More Data is being collected to better understand where our sewer strength levels stand.

WATER SUPPLY REVIEW



November 2022 Operations Summary

JVWCD Water Contract

2021 2022

Contract Summary

2022

Annual: **19,332.5 AF**
 Used: **18,207.7 AF**
(94.18 %)
 Left: **1,124.8 AF**



Flow Rate Breakdown

Current

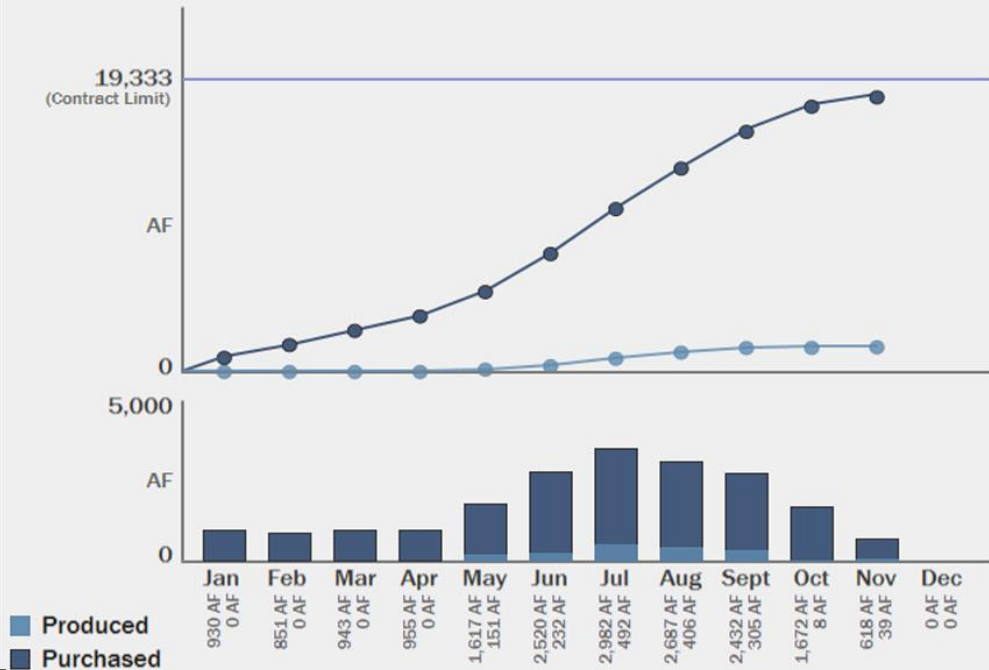


Water Purchased
Water Produced

Combined: **8,360.9 GPM**
 Purchased: **8,360.9 GPM**
(100.00 %)
 Produced: **0.0 GPM**

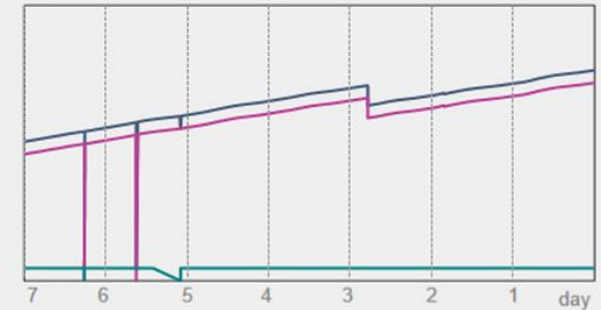
Contract Usage

Year-to-Date



Flow Total Breakdown

Current (Accumulating Monthly Totals)



Water Purchased
Water Produced

Combined: **657.46 AF**
 Purchased: **618.31 AF**
(94.05 %)
 Produced: **39.15 AF**

CAPITAL PROJECTS UPDATE



22D: 4100 South and 4700 South Waterlines Project					
Capital Project: 4100 S. from 6000 W. to 6400 W., 4700 South Waterline Replacement					
2022 Budget: \$1,270,000.00					
	Original Contract	Current Contract	% Contract Change	Amount Paid	% Complete
Consultant: Jones & DeMille	\$98,100.00	\$106,775.00	0%	\$61,702.25	58%
Contractor: TBD	\$0.00	\$0.00	0%	\$0.00	0%
Project Description: Replacement of cast iron pipe on 4100 South from 6000 West to 6400 West, 6400 West from 4100 South to 3980 South, and 4700 South from 5600 West to 6000 West.					
Project Update: Granger-Hunter Improvement District solicited bids on the Utah Public Procurement Place (U3P). A public bid opening was held on November 8, 2022 and eleven (11) bids were received as follows.					
BIDDER	BASE BIDS	ADD ALTERNATE	TOTAL BID		
Cody Ekker Construction, Inc.	\$2,094,715.00	\$464,427.00	\$2,559,142.00		
Newman Construction, Inc.	\$2,074,000.00	\$547,000.00	\$2,621,000.00		
Silver Spur Construction	\$2,515,133.00	\$619,922.00	\$3,135,055.00		
M.C. Green & Sons, Inc.	\$2,570,824.12	\$615,330.00	\$3,186,154.12		
Noland & Son Construction Co., Inc.	\$2,531,209.00	\$676,993.00	\$3,208,202.00		
Beck Construction & Excavation, Inc.	\$2,868,901.00	\$721,669.00	\$3,590,570.00		
VanCon	\$2,949,345.00	\$642,605.00	\$3,591,950.00		
Lyndon Jones Construction, Inc.	\$3,080,627.50	\$833,725.00	\$3,914,352.50		
B.D. Bush Excavation, Inc.	\$3,186,079.00	\$799,024.00	\$3,985,103.00		
Condie Construction Co.	\$3,410,200.00	\$722,429.00	\$4,132,629.00		
Engineer's Estimate	\$3,283,649.70	\$1,065,780.35	\$4,349,430.05		
Cliff Johnson Excavating	\$3,684,404.00	\$956,820.00	\$4,641,224.00		

It is recommended that the low bidder, Cody Ekker Construction, Inc., be awarded the construction contract. This amount includes the 4100 South Base Bid, 6400 West Add Alternate, and 4700 South Base Bid. Cody Ekker Construction, Inc. has completed similar projects in size and scope. In addition to this they have worked with the District on several previous projects. The 2023 Budget proposal includes the additional funding to complete the work.

Approval Requested: Consider approval of a construction contract to Cody Ekker Construction, Inc. in the amount of \$2,559,142.00 for the 22D: 4100 South & 4700 South Waterlines Project.



November 15, 2022

Subject: Contractor Procurement for the 22D: 4100 South and 4700 South Waterlines Project

Dear Jeremy,

We have completed our review of the bid information submitted for the construction of the 4100 South and 4700 South Waterlines. Eleven contractors submitted bids:

- B.D. Bush Excavation, Inc.
- Beck Construction & Excavation, Inc.
- Cliff Johnson Excavating
- Cody Ekker Construction, Inc.
- Condie Construction Co.
- Lyndon Jones Construction, Inc.
- M.C. Green & Sons, Inc.
- Newman Construction, Inc.
- Noland & Son Const. Co. Inc.
- Silver Spur Construction
- VanCon

After reviewing the provided bid information, the following information conclusions are being provided.

4100 South & 6400 West Waterlines Bid Summary:

BIDDER	BASE BID PRICE	ADD ALTERNATE	ACCEPTED TOTAL BID PRICE
Cody Ekker Construction, Inc.	\$1,073,979.00	\$464,427.00	\$1,538,406.00*
Newman Construction, Inc.	\$1,137,000.00	\$547,000.00	\$1,684,000.00
Silver Spur Construction	\$1,365,059.00	\$619,922.00	\$1,984,981.00
M.C. Green & Sons, Inc.	\$1,459,755.00	\$615,330.00	\$2,075,085.00
Noland & Son Construction Co., Inc.	\$1,442,199.00	\$676,993.00	\$2,119,192.00*
Beck Construction & Excavation, Inc.	\$1,533,051.00	\$721,669.00	\$2,254,720.00
VanCon	\$1,603,575.00	\$642,605.00	\$2,246,180.00
Lyndon Jones Construction, Inc.	\$1,722,877.50	\$833,725.00	\$2,556,602.5*
B.D. Bush Excavation, Inc.	\$1,738,477.00	\$799,024.00	\$2,537,501.00
Condie Construction Co.	\$1,934,393.00	\$722,429.00	\$2,656,822.00
Cliff Johnson Excavating	\$2,070,055.00	\$956,820.00	\$3,026,875.00

1535 South 100 West Richfield, UT 84701 435.819.8266	50 South Main, Suite 4 Murray, UT 84642 435.835.4540	38 West 100 North Vernon, UT 84078 435.781.7988	1675 South Highway 10 Preston, UT 84051 435.437.8266	520 West Highway 40 Roosevelt, UT 84066 435.722.8507
775 West 1201 North Suite 204 Springville, UT 84663 801.492.0219	1664 South Dixie Drive Building G St. George, UT 84770 435.986.3622	7 South Main Street Suite 107/109 Tropic, UT 84074 435.268.8089	696 North Main Street PO Box 577 Monticello, UT 84535 435.587.9100	548 East Chrysanthe Drive Suite C Evanston, WY 82930 307.288.2005

www.jonesanddemille.com | 800.748.5275

11/15/2022
Page 2

4700 South Bid Summary:

BIDDER	BASE BID PRICE	ADD ALTERNATE	ACCEPTED TOTAL BID PRICE
Cody Ekker Construction, Inc.	\$1,020,736.00	-	\$1,020,736.00*
Newman Construction, Inc.	\$937,000.00	-	\$937,000.00
Silver Spur Construction	\$1,150,074.00	-	\$1,150,074.00
M.C. Green & Sons, Inc.	\$1,111,069.12	-	\$1,111,069.12
Noland & Son Construction Co., Inc.	\$1,089,010.00	-	\$1,089,010.00
Beck Construction & Excavation, Inc.	\$1,335,850.00	-	\$1,335,850.00
VanCon	\$1,345,770.00	-	\$1,345,770.00
Lyndon Jones Construction, Inc.	\$1,357,750.00	-	\$1,357,750.00
B.D. Bush Excavation, Inc.	\$1,447,602.00	-	\$1,447,602.00*
Condie Construction Co.	\$1,475,807.00	-	\$1,475,807.00
Cliff Johnson Excavating	\$1,614,349.00	-	\$1,614,349.00

Combined Bid Summary:

BIDDER	BASE BID PRICE	ADD ALTERNATE	ACCEPTED TOTAL BID PRICE
Cody Ekker Construction, Inc.	\$2,094,715.00	\$464,427.00	\$2,559,142.00*
Newman Construction, Inc.	\$2,074,000.00	\$547,000.00	\$2,621,000.00
Silver Spur Construction	\$2,515,133.00	\$619,922.00	\$3,135,055.00
M.C. Green & Sons, Inc.	\$2,570,824.12	\$615,330.00	\$3,186,154.12
Noland & Son Construction Co., Inc.	\$2,531,209.00	\$676,993.00	\$3,208,202.00*
Beck Construction & Excavation, Inc.	\$2,868,901.00	\$721,669.00	\$3,590,570.00
VanCon	\$2,949,345.00	\$642,605.00	\$3,591,950.00
Lyndon Jones Construction, Inc.	\$3,080,627.5	\$833,725.00	\$3,914,352.50
B.D. Bush Excavation, Inc.	\$3,186,079.00	\$799,024.00	\$3,985,103.00*
Condie Construction Co.	\$3,410,200.00	\$722,429.00	\$4,132,629.00
Cliff Johnson Excavating	\$3,684,404.00	\$956,820.00	\$4,641,224.00

*Accepted bid totals were corrected and are not the same as the submitted bid totals.

- Cody Ekker Construction, Inc. presented proof of the required bid bond.
- Cody Ekker Construction, Inc. acknowledged the addendums that were issued during bidding.



11/15/2022
Page 3

- Cody Ekker Construction, Inc. is the low bidder for the combined bid.
- Cody Ekker Construction, Inc. is the low bidder for the additive alternate.
- A bid tab has been created summarizing the contractor submitted bids and their corrections, and it is attached to the end of this letter.
- The bid schedules were reviewed for accuracy errors were corrected.
- GHID has worked with Cody Ekker Construction, Inc. before and did not have concerns with their abilities to perform the work.

It is our recommendation that Cody Ekker Construction, Inc. be awarded the contract for both waterlines (4100 South and 4700 South) along with the additive alternate (6400 West) for the total of \$2,559,142.00 if budget allows.

Please contact me if you have any additional questions.

Sincerely,



Matt Laurendeau, PE
Project Manager
JONES & DEMILLE ENGINEERING

Attachment





4100 South and 6400 West - Replacement of 4,175 feet of cast iron pipe from the 1950's.



4700 South - Replacement of 3,250 feet of steel pipe from the 1970's.

221 - Well No. 8 Repairs & Upgrades					
Capital Project: 221 - Well No. 8 Repairs & Upgrades					
2022 Budget: N/A					
	Original Contract	Current Contract	% Contract Change	Amount Paid	% Complete
Consultant: GHID	-	-	-	-	-
Contractor: TBD	\$0.00	\$0.00	0%	\$0.00	0%
Project Description: The existing pump and motor components need to be repaired.					
Project Update: Granger-Hunter Improvement District solicited a request for proposals on the Utah Public Procurement Place (U3P). Proposals were due November 8, 2022 and two (2) proposals were received as follows.					
BIDDER	TOTAL BID	SCHEDULE B	EVALUATION SCORE		
Nickerson Company, Inc.	\$82,355.00	\$132,420.00	98		
Rhino Pumps LLC	\$88,831.82	\$178,251.20	92		
Each proposal was evaluated based on the the following criteria:					
<ul style="list-style-type: none"> • Company & Equipment (10%) • Detailed Equipment Specifications & Schedule (10%) • Warranty, Support, and Training (10%) • Cost (70%) 					
The proposals were evaluated and it is recommended that Nickerson Company, Inc., be awarded the contract. This awarded amount includes Schedules A and B to install the equipment needed repair the pump and motor and convert the well to a water lube shaft. Nickerson Company, Inc. has completed similar projects in size and scope. In addition to this they have successfully worked with the District on multiple occasions.					



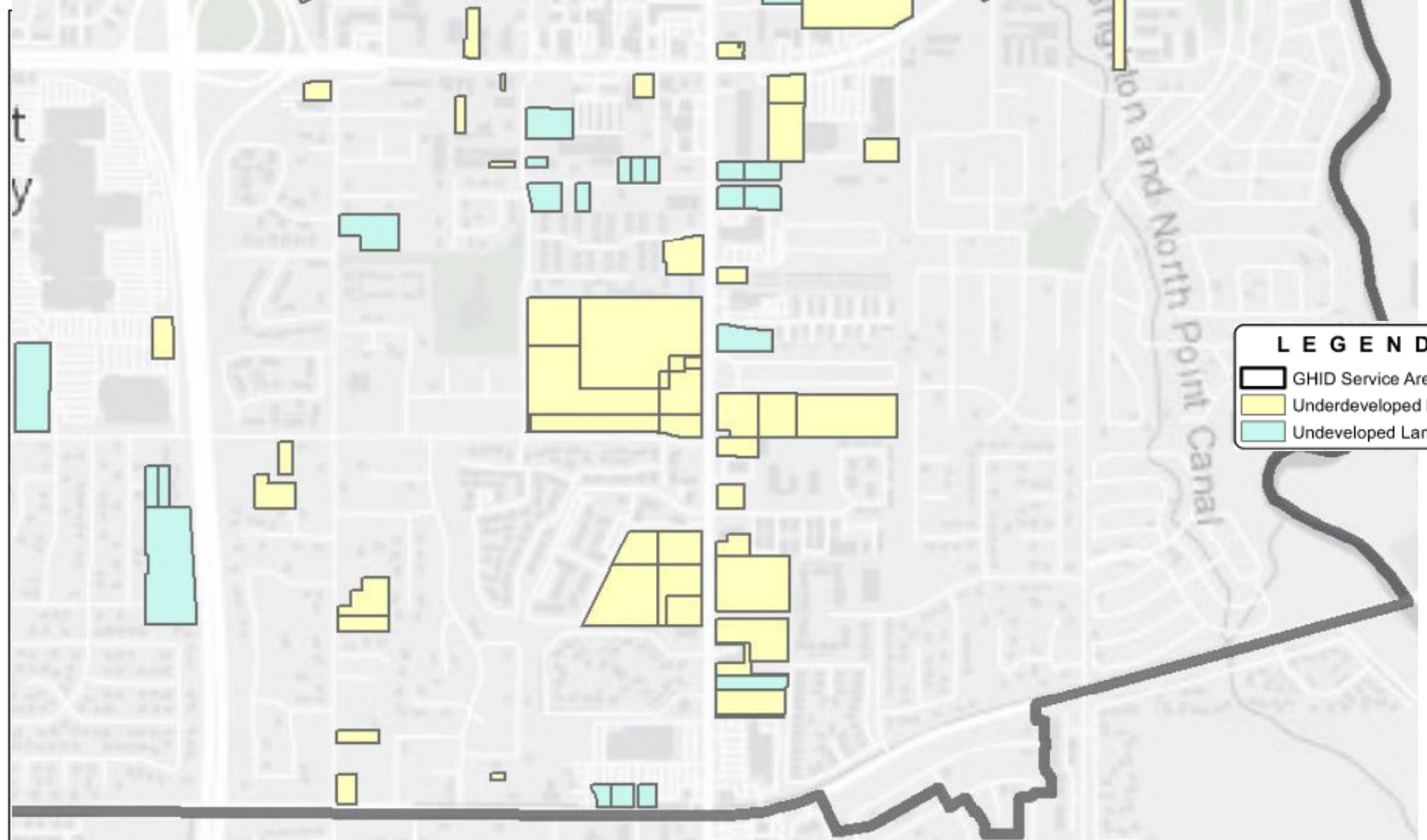
Approval Requested: Consider approval of a contract to Nickerson Company in the amount of \$132,420.00 for 221 - Well No. 8 Repairs and Upgrades.



Redwood Road Sewer Capacity

4100 S

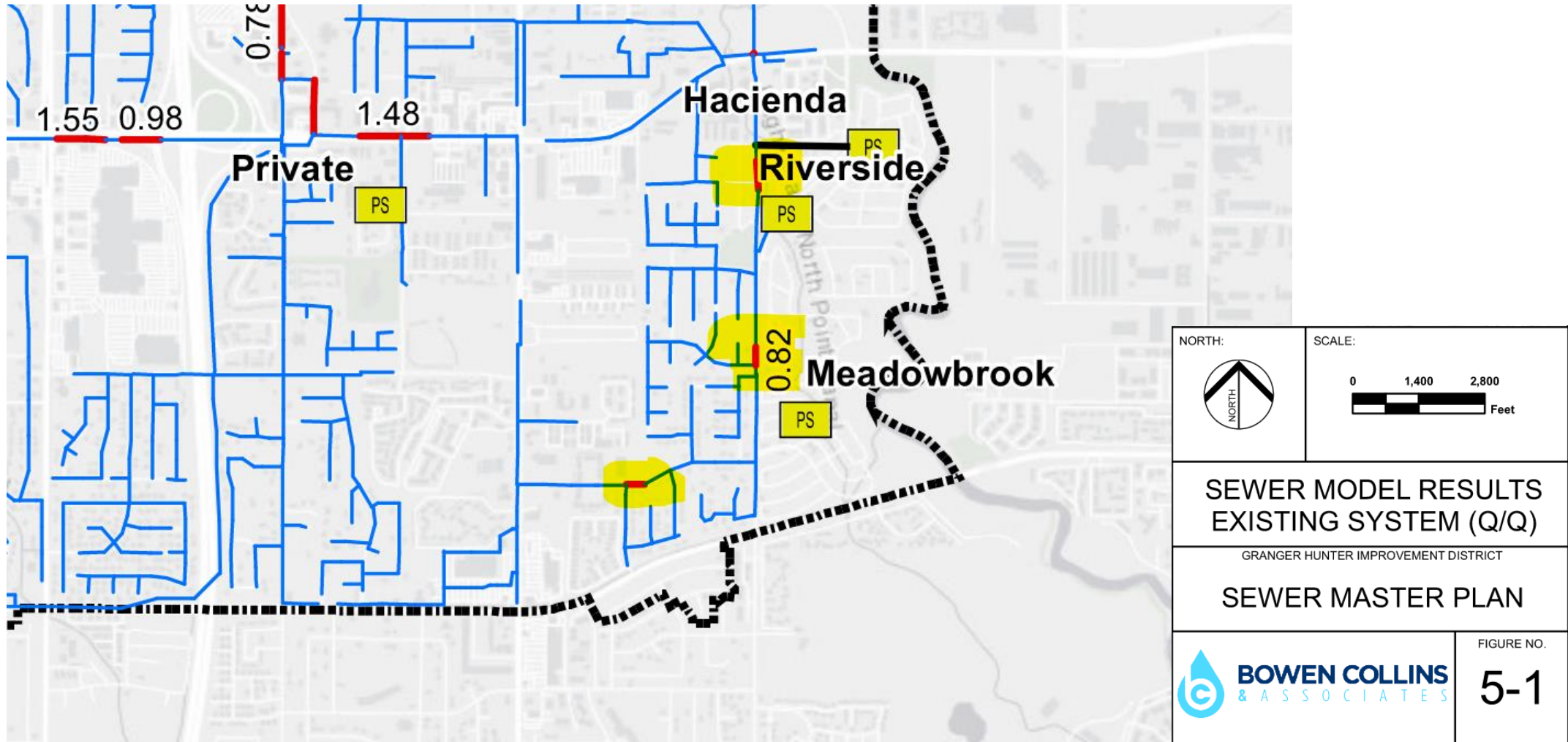
4100 S



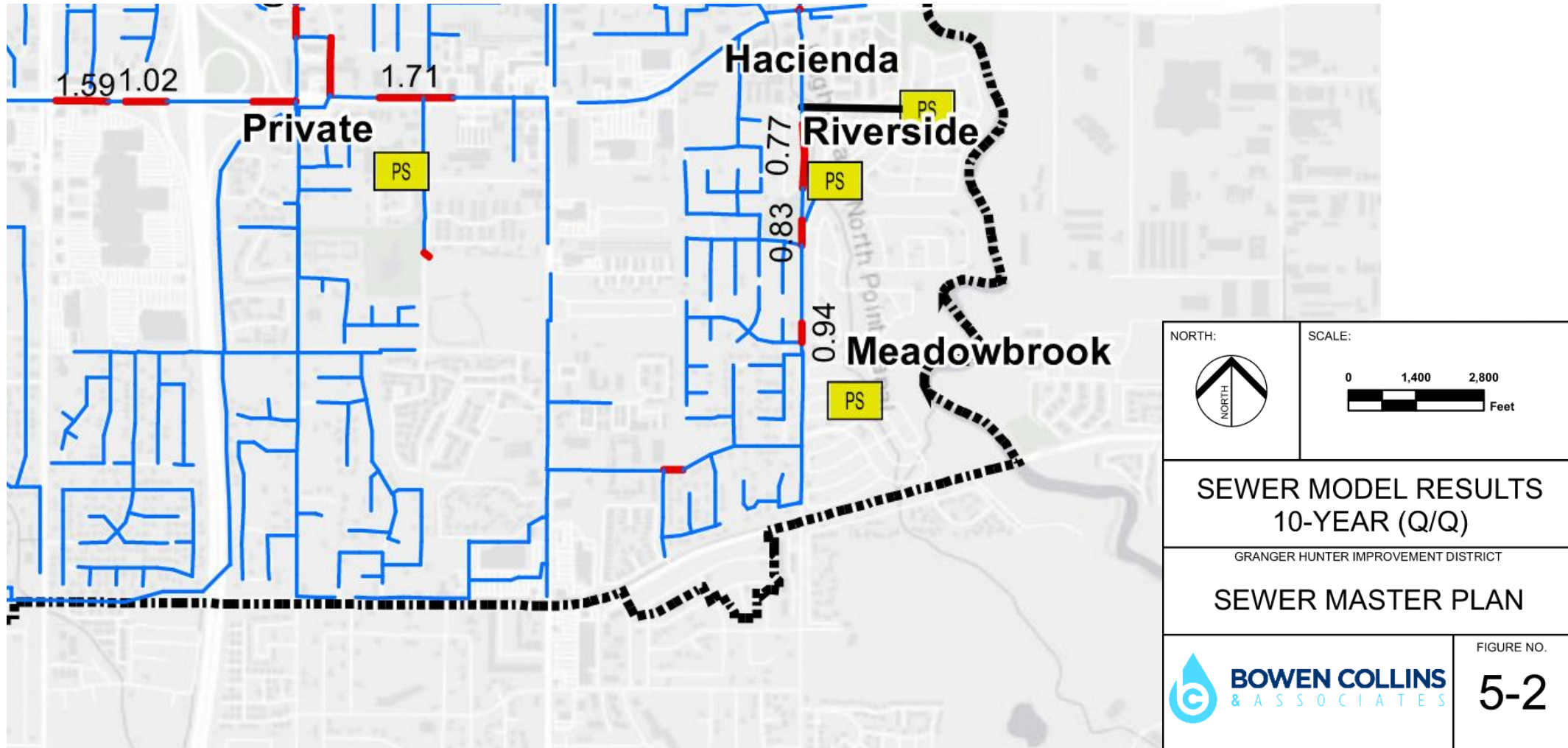
LEGEND

-  GHID Service Area
-  Underdeveloped Land
-  Undeveloped Land

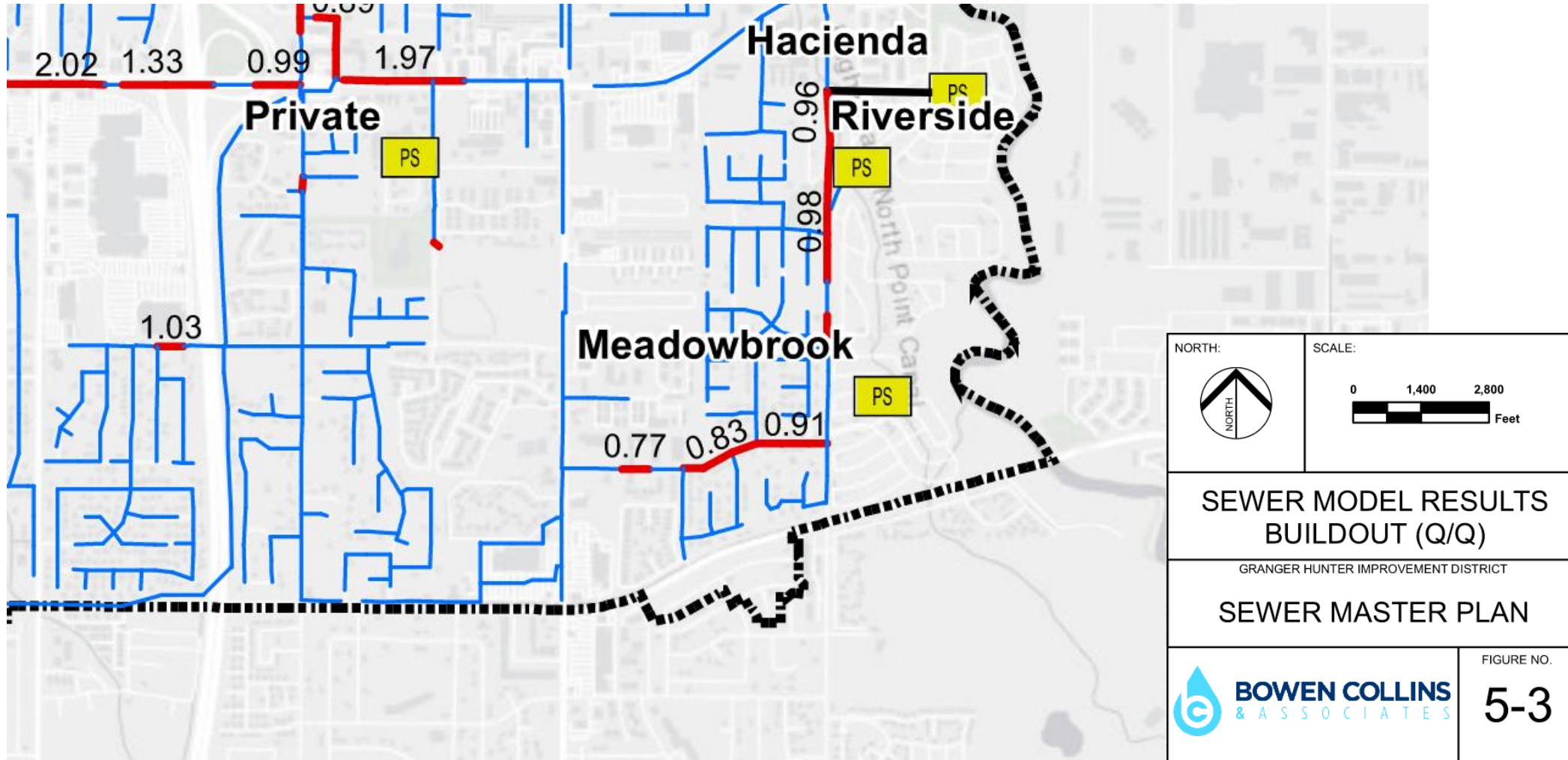
Current Capacity

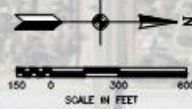


10-year Capacity



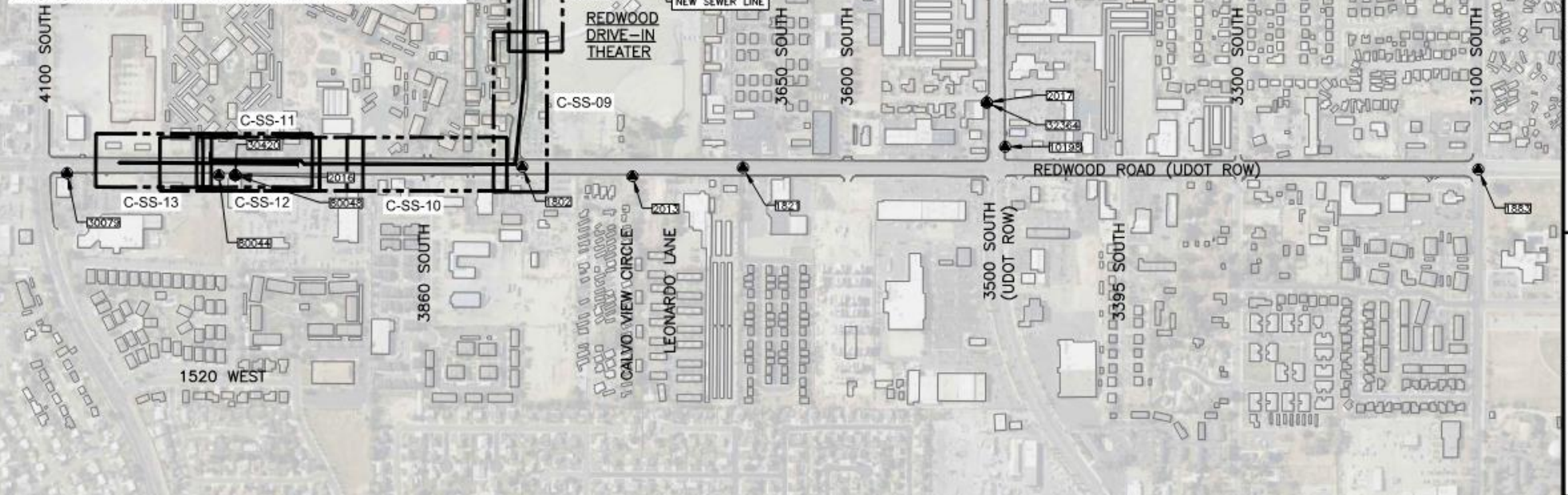
Build-out Capacity





SURVEY CONTROL				
POINT NO.	NORTHING	EASTING	ELEVATION	DESCRIPTION
1802	7420171.38	1518699.93	4263.11	TOP MIDDLE OF MONUMENT LID
1821	7421393.22	1518704.69	4262.13	TOP MIDDLE OF MONUMENT LID
1883	7423462.75	1518714.96	4250.02	TOP MIDDLE OF MONUMENT LID
2013	7420781.47	1518752.38	4264.25	FND NAIL AND WASHER
2016	7418583.59	1518746.56	4265.54	RIGHT OF WAY MONUMENT
2017	7422742.57	1518344.97	4256.06	RIGHT OF WAY MONUMENT
10198	7422844.04	1518589.58	4257.10	MAG NAIL
30079	7417652.32	1518735.62	4266.82	WATER METER
30420	7418583.53	1518746.52	4265.57	RIGHT OF WAY MONUMENT
32364	7422742.45	1518344.93	4255.96	RIGHT OF WAY MONUMENT
60050	7423433.82	1516450.80	4248.45	WATER VALVE
60189	7423449.21	1516072.18	4248.54	CENTER STORM DRAIN MAN HOLE
66322	7422751.06	1517030.00	4250.68	RIGHT OF WAY MONUMENT
80044	7418492.86	1518746.63	4265.82	FND PLUG
80048	7418583.56	1518746.50	4265.59	RIGHT OF WAY MONUMENT

PROJECT COORDINATES ARE BASED ON THE UTAH STATE PLANE COORDINATE SYSTEM, NAD 1983, UTAH CENTRAL ZONE, US SURVEY FEET AND WERE ESTABLISHED USING THE STATE OF UTAH (TURN) GPS VRS NETWORK. THE CALCULATED GROUND SCALE FACTOR FOR THIS PROJECT IS 1.0001912572, AND IS BASED ON THE TRIANGLE CALCULATED GROUND SCALE FACTOR AT N40°41'47.83" W111°56'20.13". ALL PROJECT ELEVATIONS WERE DERIVED FROM THE STATE OF UTAH (TURN) GPS VRS NETWORK, ON THE NAD83 VERTICAL DATUM USING GEOID 12B - CONUS.



PLAN





NO.	DATE	BY	REVISIONS

DESIGN: DOUGLAS S. BRIGGS
 CHECKED: E. NEEL B. GARDNER
 DRAWN: J. M. GARDNER
 PROJECT NO.: 19-021-0032
 SHEET NO.: 05 OF 22

OVERALL SANITARY SEWER
 SITE PLAN KEY SHEET
 AND SURVEY CONTROL

200A: 3800 SOUTH TO 4100 SOUTH REDWOOD ROAD SEWER PROJECT
 WEST VALLEY CITY, UTAH

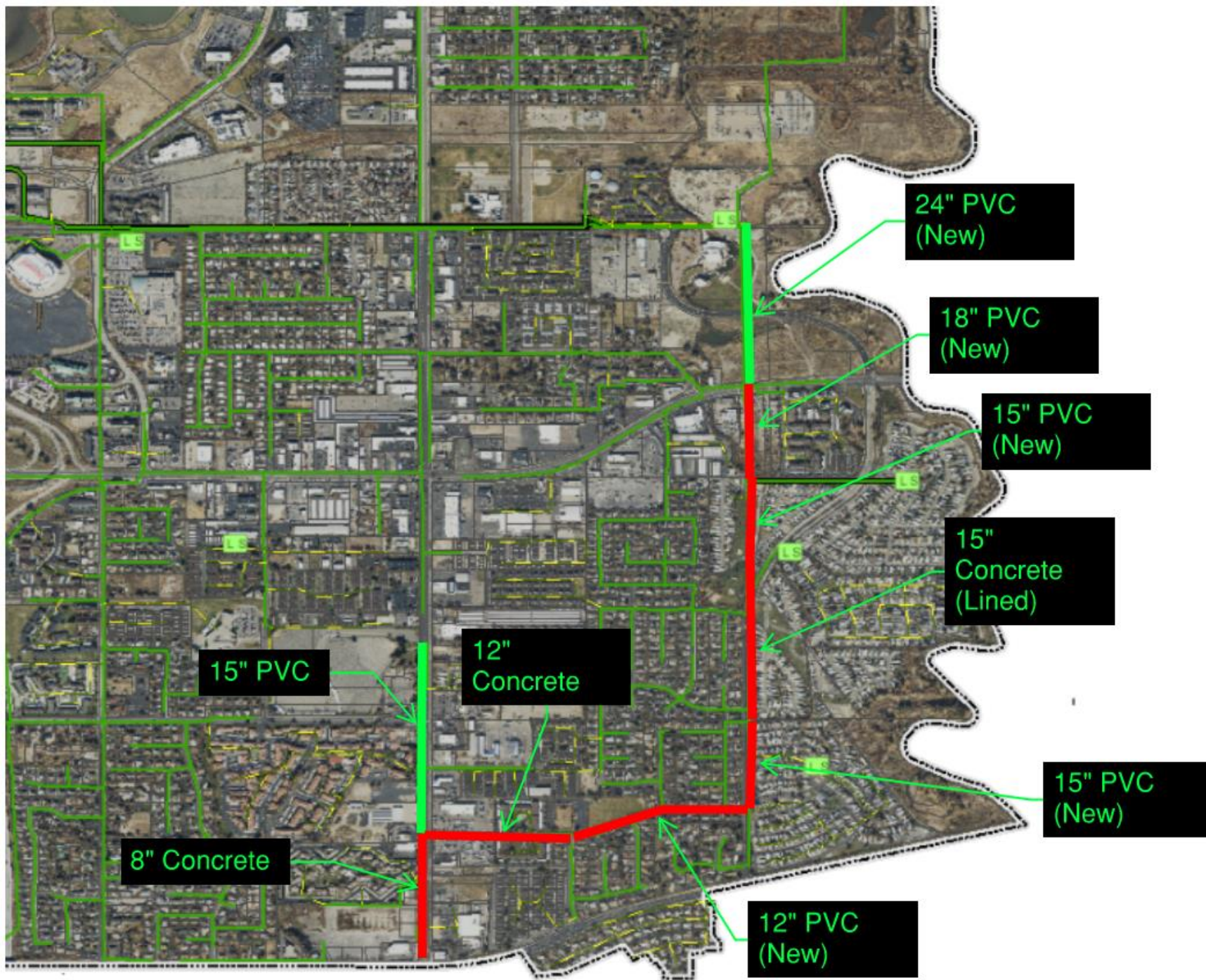
Master Planning List

**Table 5-1
Sewer System Model Deficiencies**

ID	Problem Location	Problem	Existing	10-year	Buildout
D01	Parliament Ave (3940 S)	Insufficient capacity (q/Q > 0.75)	Yes	Yes	Yes
D02	1300 W	Insufficient capacity (q/Q > 0.75)	Yes	Yes	Yes
D03	South of East Rec PS	Flat pipe			
D04	3500 S & Decker Lake Dr	Flat pipe, insufficient size			
D05	Parkway Ave	Insufficient capacity in 8", flat 15"	Partial	Partial	Yes
D06	South of Decker North PS	Flat pipe downstream of PS	Yes	Yes	Yes
D07	2700 W, South of Parkway Blvd	Flat pipe	Yes	Yes	Yes
D08	Pipe into Montec PS	Large flows from Coca-Cola	Yes	Yes	Yes
D09	3100 S at 3080 W	Insufficient capacity (q/Q = 0.78)	No	No	Yes
D10	3500 S at 2700 W	Insufficient capacity due to slope	Yes	Yes	Yes
D11	3800 S at 2475 W	Flat (adverse) pipe	No	No	Yes
D12	3100 S at 3600 W	Flat pipe	No	No	Yes
D13	3100 S at Maxine St	Flat pipe	No	Yes	Yes
D14	3100 S at 4355 W	Flat pipe	Yes	Yes	Yes
D15	4000 W at 4200 S	Insufficient capacity	Yes	Yes	Yes
D16	4000 W at 4490 S	Insufficient capacity. Flat pipe.	Yes	Yes	Yes
D17	4800 W at 3500 S	Insufficient capacity (q/Q = 0.76)	No	No	Yes
D18	3500 S at 5600 W	Flat pipe	Yes	Yes	Yes
D19	3500 S at 6680 W	Flat pipe	Yes	Yes	Yes
D20	3100 s at 4800 W	Insufficient capacity (q/Q = 0.83)	No	No	Yes
D21	3100 S at 5000 W	Insufficient capacity (q/Q = 0.76)	No	No	Yes
D22	3100 S at Newington Ln	Insufficient capacity - flat pipe	Yes	Yes	Yes
D23	3100 S at 5600 W	Insufficient capacity (q/Q = 0.76)	No	No	Yes
D24	2920 S at 6070 W	Insufficient capacity (q/Q = 0.80)	Yes	Yes	Yes
D25	2920 S at Putnam Dr	Flat Pipe	No	No	Yes
D26	2100 S at 5370 W	Insufficient when Wheeler P.S. is pumping west (not typical).	Yes	Yes	Yes
D27	Decker Lake Dr at City Center Ct	Insufficient capacity	Yes	Yes	Yes
D28	Prior to Armstrong PS	Flat (adverse) pipe	Yes	Yes	Yes
D29	3500 S at 4800 W	Insufficient capacity (q/Q = 0.76)	No	No	Yes
D31	Downstream of Chesterfield Force Main	Flat (adverse) pipe	Yes	Yes	Yes
D32	3500 S at 3600 W	Insufficient capacity	Yes	Yes	Yes

**Table 6-1
Proposed Collection System Improvements**

Project No.	Project Timing	Diameter (inch)	Length (ft)	Project Description	Project Cost (2022 \$s)
S1	0-5	12, 18, 24	6,970	Redwood Road Improvements (D01, D02, D04)	\$8,750,000
S2	0-5	12	1,200	4000 W, Continental Dr to 4100 S (1200') (D15)	\$630,000
S3	10+	36	1,000	3100 S, West of 4800 W (1000') (D20)	\$1,400,000
S4	5-10	30	1,500	Decker Lake Dr @ City Center Ct (2-27" between 30") (1500') (D27)	\$1,560,000
S5	5-10	15	1,000	3100 S, 2040 W to Armstrong PS (1000') (D28)	\$600,000
S6	10+	24	1,700	3500 S, W of Bangerter to 3600 W (1700') (D32)	\$1,900,000
S7	5-10	30	5,300	3500 S, 3200 W to W of Decker Lake Dr (5300') (D10)	\$6,000,000
S8	5-10	12	2,680	4100 S, 6780 W to 6400 W	\$1,400,000
LS1	0-5	-	-	Replace Pleasant Valley Lift Station	\$5,000,000
TOTAL					\$27,240,000



Project Options

1. Do Nothing
2. Award Bid as designed
3. Re-bid in 6-12 months
4. Re-design Parliament/1300 West System and reduce infiltration



20A: 3500 South to 4100 South Redwood Road Sewer Project													
Capital Project: Redwood Road Pipeline Replacement (4100 South to 3100 South) & Valley Fair Mall Feedlines													
2022 Budget: \$3,180,000.00													
	Original Contract	Current Contract	% Contract Change	Amount Paid	% Complete								
Consultant: Bowen, Collins &	\$390,000.00	\$486,283.00	25%	\$364,019.12	75%								
Contractor: TBD	\$0.00	\$0.00	0%	\$0.00	0%								
Project Description: Replace aging distribution piping in Redwood Road and construct a new sewer line running north to provide additional capacity for new growth. The pipelines will be funded by the Utah SRF and sewer lines													
Project Update: Granger-Hunter Improvement District solicited bids from five (5) pre-qualified contractors on the Utah Public Procurement Place (U3P). A public bid opening was held on November 9, 2022 and two (2) bids were received as follows.													
		<table border="1"> <thead> <tr> <th>BIDDER</th> <th>TOTAL BID</th> </tr> </thead> <tbody> <tr> <td>Engineer's Estimate</td> <td>\$8,848,850.00</td> </tr> <tr> <td>Condie Construction Co.</td> <td>\$12,552,242.00</td> </tr> <tr> <td>Newman Construction</td> <td>\$14,429,115.00</td> </tr> </tbody> </table>				BIDDER	TOTAL BID	Engineer's Estimate	\$8,848,850.00	Condie Construction Co.	\$12,552,242.00	Newman Construction	\$14,429,115.00
BIDDER	TOTAL BID												
Engineer's Estimate	\$8,848,850.00												
Condie Construction Co.	\$12,552,242.00												
Newman Construction	\$14,429,115.00												
Condie Construction Co. was approved as a prequalified contractor for the project back in March 21, 2022. They have demonstrated their qualifications by completing several projects safely that are similar in size and scope. Based on a review of the bids, understanding of contractor workload, and current market conditions it is recommended that Condie Construction Co. be awarded the contract.													
Approval Requested: Consider approval of a construction contract to Condie Construction Co. in the amount of \$12,552,242.00 for the 20A: 3500 South to 4100 South Redwood Road Sewer Project.													



154 EAST 14075 SOUTH • DRAPER, UTAH 84020
TEL: (801) 495-2224 • FAX: (801) 495-2225

November 10, 2022

Mr. Victor Narteh, P.E.
Director of Engineering
Granger-Hunter Improvement District
2888 S 3600 W
West Valley City, UT 84119

Subject: 20A: 3500 South to 4100 South Redwood Road Sewer Project

Dear Victor:

We have completed our review of contractors' bids received and opened on November 9, 2022. A copy of the Bid Tabulation is attached. We have noted that the low bid is approximately 42% higher than the engineer's estimate. We have continued to see bid prices come in higher than anticipated due to market and inflation conditions, additional costs associated with work in UDOT right-of-way, etc. It is uncertain if prices will come down.

Based on our review of the bids and our understanding of contractor workload and existing market conditions, we recommend award of the contract to Condie Construction Co. in the amount of \$12,552,242.00.

A copy of the Notice of Award for the bid amount is enclosed for execution by GHID. We will also provide copies of the Agreement, Performance Bond, and Payment Bond for execution by GHID and Condie Construction Co.

Please contact Brent Packer or me if you have any questions or need additional information.

Sincerely,

Bowen Collins & Associates

Craig Bagley, P.E.
Principal



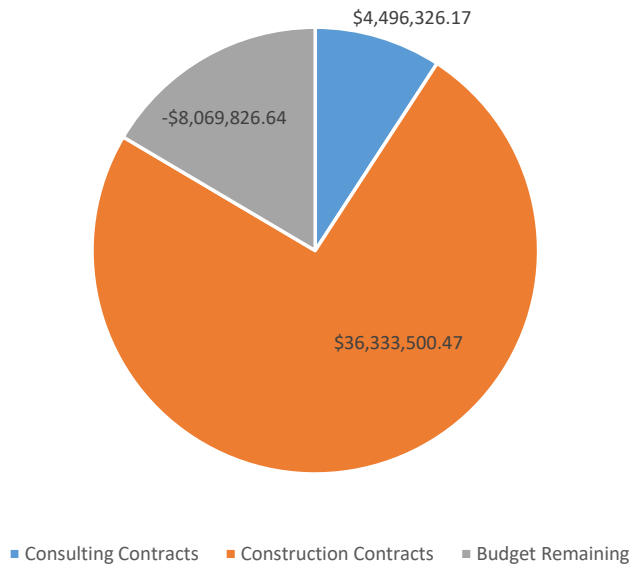
Redwood Road - Replacement of 7,950 feet of undersized pipe from the 1960's and 1970's.



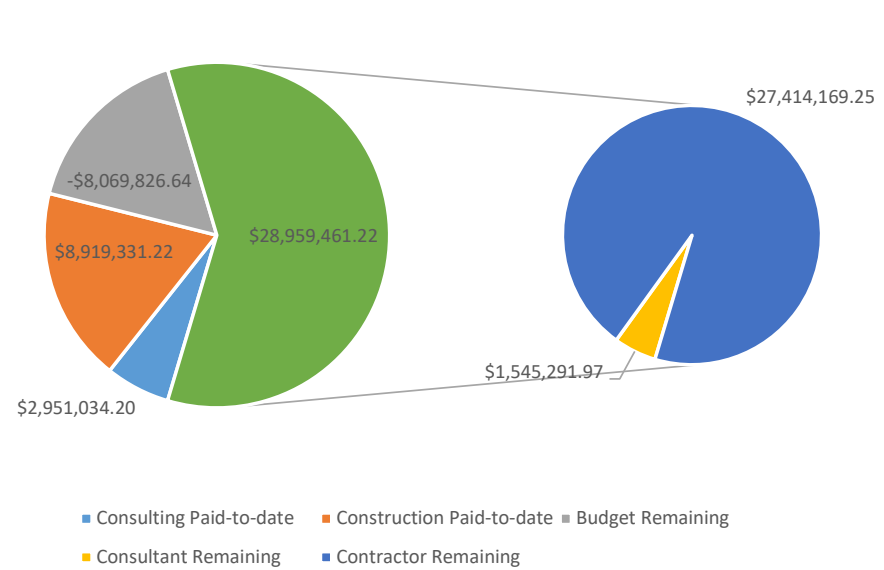
GRANGER-HUNTER
IMPROVEMENT DISTRICT

CAPITAL PROJECTS SUMMARY - NOVEMBER 2022

Capital Projects Overview



Capital Projects Work Progress



PROJECT STATUS	
Projects Planned:	1
Projects In Design (Consultant):	4
Projects in Design (GHID):	2
Projects in Construction:	12
Projects in Warranty:	5
TOTAL:	24

INFRASTRUCTURE FUNDING OPPORTUNITIES - NOVEMBER 2022 UPDATE

Funding Opportunity	Funding Agency	Cost Match	Timeline	Projects	Status
American Rescue Plan Act (ARPA) - \$1.4B to Utah	Drinking Water SRF	Up to 49% Grant Opportunity if MAGI less than 80% of State MAGI (GHID at 78%).	Allocated by 2024, Spent by 2026	Redwood Road Waterline Replacement, Ridgeland Pump Station Replacement, 4800 West Pipeline, Distribution Pipeline Replacements	Received \$13.8 M - \$2.8M in principal forgiveness and \$11M at 0.5% hardship grant assessment fee
Infrastructure and Investment Jobs Act (IIJA) - \$360M over 5 years	Drinking Water SRF	Up to 49% Grant Opportunity if MAGI less than 80% of State MAGI (GHID at 78%).	Next 5 Years	Redwood Road Waterline Replacement, Ridgeland Pump Station Replacement, 4800 West Pipeline, Distribution Pipeline Replacements	
Infrastructure and Investment Jobs Act (IIJA) - Upcoming	TBD	TBD	Next 5 Years	Redwood Road Waterline Replacement, Ridgeland Pump Station Replacement, 4800 West Pipeline, Distribution Pipeline Replacements	TBD
Clean Water State Revolving Fund (CWSRF) - \$14M per year	Utah Water Quality Board	Low-interest loans	TBD	Pleasant Valley Lift Station Replacement	TBD
Bureau of Reclamation WaterSMART Drought Response Program	U.S. Bureau of Reclamation	Up to \$2 M in grants per project, require 50% match	Due in July 2022, yearly after.	Future Water Treatment, Zone 1 Reservoir, Future Well No. 18, Well No. 1 Replacement	Waiting on response
DNR Division of Water Resources	Board of Water Resources	Used to cover match for WaterSMART	Apply by September 30.	Future Water Treatment, Zone 1 Reservoir, Future Well No. 18, Well No. 1 Replacement	TBD
Bipartisan Infrastructure Law (BIL) for Lead Service Line Inventory - \$28M per Year for 5 Years	Utah Division of Drinking Water	TBD	Now	Lead Service Line Inventory (Contractor)	Submitted Statement of Interest

20A&I: 3100 South to 4100 South Redwood Road Water and Sewer Project

Capital Project: Redwood Road Pipeline Replacement (4100 South to 3100 South) & Valley Fair Mall Feedlines
 2022 Budget: \$3,180,000.00

	Original Contract	Current Contract	% Contract Change	Amount Paid	% Complete
Consultant: Bowen, Collins & Assoc.	\$390,000.00	\$486,283.00	25%	\$364,019.12	75%
Contractor: TBD	\$0.00	\$0.00	0%	\$0.00	0%

Project Description: Replace aging distribution piping in Redwood Road and construct a new sewer line running north to provide additional capacity for new growth. The pipelines will be funded by the Utah SRF and sewer lines will be funded by District impact fees.

Project Update: See Capital Project Approvals

20B: Rushton Groundwater Treatment Plant

Capital Project: Wells 1,12, 17 Treatment Facility
 2022 Budget: \$10,060,000.00

	Original Contract	Current Contract	% Contract Change	Amount Paid	% Complete
Consultant: J-U-B Engineers	\$581,470.00	\$1,618,744.00	178%	\$1,171,812.68	72%
Contractor: Nelson Brothers	\$9,707,890.38	\$9,707,890.38	0%	\$4,521,848.52	47%

Project Description: A new water treatment facility to remove iron, manganese and ammonia from Wells No. 1, 12 and 17 at the Well No. 12 site at 1490 West 3100 South.

Project Update: The contractor is finishing up the roof and beginning to install equipment in the treatment building. Contractor is removing the equipment from the well house.



24-inch waterline



Roof and crane installation

20D: Kent Booster Pump Station Replacement and Tank Purchase

Capital Project: Tank Farm Booster Replacement/Tank Purchase/Energy Improvements Project
 2022 Budget: \$8,575,000.00

	Original Contract	Current Contract	% Contract Change	Amount Paid	% Complete
Consultant: Hansen, Allen & Luce	\$334,146.23	\$906,344.06	171%	\$404,677.31	45%
Contractor: VanCon Inc.	\$17,174,996.00	\$17,174,996.00	0%	\$115,045.00	1%

Project Description: Replacement of the existing Kent Booster Pump Station at Tank Farm (4404 South 4800 West), site piping replacements, and purchase of one existing 5 MG Jordan Valley Water tank.

Project Update: The District is reviewing submittals. Work will start next year. The District is finalizing easement agreements with Jordan Valley Water Conservancy District (JVWCD) staff.

20E: Pioneer WWPS Replacement

Capital Project: Pioneer WWPS Replacement & Pipeline/ Forcemain Upgrades
 2022 Budget: \$4,315,000.00

	Original Contract	Current Contract	% Contract Change	Amount Paid	% Complete
Consultant: Bowen, Collins & Assoc.	\$165,104.00	\$378,854.00	129%	\$307,204.15	81%
Consultant: Mulvey Enterprises	\$6,000.00	\$6,000.00	0%	\$665.00	11%
Consultant: APCO	\$39,724.00	\$39,724.00	0%	\$0.00	0%
Contractor: COP Construction	\$4,117,000.00	\$4,138,952.90	1%	\$1,420,607.08	34%

Project Description: Replacement of the existing 500 GPM Pioneer Wastewater Pump Station located at 2250 South Constitution Boulevard with a new pump station to be located at 2184 South Constitution Boulevard.

Project Update: Installation of piping from the diversion struction to the wet well is under way. The tie-in of the gravity sewer to the diversion struction will begin soon after. Backfill of the wet well and dry well excavations have begun.



Formwork for wet and dry well pad



Wet well and dry well progress

20G: Building B Addition and Remodel

Capital Project: Building B Remodel/Addition
2022 Budget: \$1,735,000.00

	Original Contract	Current Contract	% Contract Change	Amount Paid	% Complete
Consultant: EDA, Inc.	\$165,026.00	\$233,021.00	41%	\$225,933.92	97%
Contractor: B&H Construction, L.C.	\$1,410,500.00	\$1,595,408.64	13%	\$1,553,461.92	97%

Project Description: Upgrades/repair of the Building B, including bathroom and kitchen remodel, and remodel of the mezzanine and/or addition.

Project Update: Crews are finishing up the security system and skylight installation. The anticipated substantial completion date is late November.



Office Furniture Installation



New hallway

21C: Kearns Interconnects along 4700 South

Capital Project: Kearns Improvement District Emergency Interconnections
2022 Budget: N/A

	Original Contract	Current Contract	% Contract Change	Amount Paid	% Complete
Consultant: GHID Staff	-	-	-	-	-
Contractor: GHID	-	-	-	-	-

Project Description: Kearns Improvement District has requested new emergency water interconnects along 4700 South. GHID and KID have an existing interconnect at 6000 West and 4750 South.

Project Update: No additional interconnects are planned.

21F: SCADA Modernization Project					
Capital Project: SCADA Modifications/Upgrades					
2022 Budget: \$225,000.00					
	Original Contract	Current Contract	% Contract Change	Amount Paid	% Complete
Consultant: APCO, Inc.	\$180,000.00	\$202,803.86	13%	\$202,521.00	100%
Project Description: Upgrades and modifications to the District’s existing Supervisory Control and Data Acquisition (SCADA) system. This project will modernize the AVEVA System by adding object-based tags and creating high-performance graphics, along with upgrading aging and obsolete hardware.					
Project Update: Work has begun on Phase III, improvements to the radio communications network.					

21I: Interceptor Vault Modifications					
Capital Project: Interceptor Improvements					
2022 Budget: \$105,000.00					
	Original Contract	Current Contract	% Contract Change	Amount Paid	% Complete
Consultant: JUB Engineers	\$26,000.00	\$14,023.00	-46%	\$11,277.00	80%
Contractor: Nelson Bros.	\$135,731.00	\$135,731.00	0%	\$0.00	0%
Project Description: Replace the lid of the main District interceptor vault at 1488 W. 3100 S. to improve maintenance access and better match new asphalt elevations.					
Project Update: See 20B: Rushton Groundwater Treatment Plant project update.					

21J: GHID Headquarters Landscaping Phase 2					
Capital Project: Headquarters Landscaping Phase 2 (South End)					
2022 Budget: \$440,000.00					
	Original Contract	Current Contract	% Contract Change	Amount Paid	% Complete
Consultant: JUB Engineers	\$56,000.00	\$79,100.00	41%	\$72,776.45	92%
Contractor: Stratton & Bratt Landscapes, LLC	\$687,232.14	\$731,243.52	0%	\$500,982.20	69%
Project Description: Phase 2 landscaping will include landscape improvements along the south side of the GHID Headquarter property. Priority locations are the pond, southwest side along the wall and south entrance.					
Project Update: The contractor is currently working on the synthetic turf and the pavilion footings in the demonstration garden area. It is anticipated that the project will be substantially completed in December.					



Pavilion foundations and forms



Demonstration garden synthetic turf area

22A: 2022 Large Meter Replacements

Capital Project: 2022 Meter Vault Upgrades
2022 Budget: \$675,000.00

	Original Contract	Current Contract	% Contract Change	Amount Paid	% Complete
Consultant: GHID Staff	-	-	-	-	-
Contractor: TBD	\$0.00	\$0.00	0%	\$0.00	0%

Project Description: Next set of retail meter vault upgrades and rehabilitation.
Project Update: Working on design and pothole data.

22C: Lake Park and Merry Lane Subdivisions Waterline Replacements


Capital Project: Neighborhood Pipe Replacement
2022 Budget: \$1,335,000.00

	Original Contract	Current Contract	% Contract Change	Amount Paid	% Complete
Consultant: CRS Engineers	\$49,975.00	\$82,784.25	66%	\$59,238.75	72%
Contractor: Lyndon Jones construction, Inc.	\$1,984,790.00	\$2,001,474.17	0%	\$552,428.49	28%

Project Description: Replacement of cast iron pipe in residential neighborhoods.
Project Update: Crews are continuing to install waterline services within the Lake Park subdivision. It is anticipated the project will be completed by spring 2023.



Fire Hydrant backfill



Fire Hydrant Installation

22D: 4100 South and 4700 South Waterlines Project

Capital Project: 4100 S. from 6000 W. to 6400 W., 4700 South Waterline Replacement
2022 Budget: \$1,270,000.00

	Original Contract	Current Contract	% Contract Change	Amount Paid	% Complete
Consultant: Jones & DeMille Eng.	\$98,100.00	\$106,775.00	0%	\$61,702.25	58%
Contractor: TBD	\$0.00	\$0.00	0%	\$0.00	0%

Project Description: Replacement of cast iron pipe on 4100 South from 6000 West to 6400 West, 6400 West from 4100 South to 3980 South, and 4700 South from 5600 West to 6000 West.
Project Update: See Capital Project Approvals



22E: Rawhide, Cochise, Hawkeye & Blackhawk Waterline Replacements

Capital Project: Rawhide Waterline Replacement, Cochise & Hawkeye Waterline Replacement, Blackhawk Waterline Replacement
 2022 Budget: \$645,000.00

	Original Contract	Current Contract	% Contract Change	Amount Paid	% Complete
Consultant: GHID Staff	-	-	-	-	-
Contractor: GHID Staff	\$645,000.00	\$645,000.00	0%	\$254,958.01	40%

Project Description: Replacement of cast iron pipelines in Rawhide Drive, Cochise Drive, Hawkeye Street, Hawkeye Circle, and Blackhawk Drive. The design and construction will be done in-house.

Project Update: GHID crews have completed the installation of the waterline and services. Asphalt installation, landscaping and other restoration efforts will be completed by the end of the month.

22F: Ridgeland Pump Station Replacement

Capital Project: Ridgeland Pump Station Replacement/Site Improvements
 2022 Budget: \$200,000.00

	Original Contract	Current Contract	% Contract Change	Amount Paid	% Complete
Consultant: J-U-B Engineers, Inc.	\$316,010.00	\$341,870.00	8%	\$69,206.57	20%
Contractor: TBD	\$0.00	\$0.00	0%	\$0.00	0%

Project Description: Replacement of the existing 4,000 GPM pumpstation at 2386 South 3600 West, including the building and generator, and upgrades to the site landscaping and fencing.

Project Update: District staff are reviewing 30% design options, and the environmental study has begun.

2022 Budget	Consulting Contracts	Consulting Paid-to-date	Construction Contracts	Construction Paid-to-date	Budget Remaining
\$32,760,000.00	\$4,496,326.17	\$2,951,034.20	\$36,333,500.47	\$8,919,331.22	-\$8,069,826.64

Zone 1 Reservoir Siting Study					
Project: Zone 1 Reservoir Siting Study					
2022 Budget: \$15,000.00					
	Original Contract	Current Contract	% Contract Change	Amount Paid	% Complete
Consultant: Horrocks Engineers, Inc.	\$14,922.00	\$14,922.00	0%	\$11,490.00	77%
Project Description: A new reservoir is needed for Zone 1. This study will determine options for locating the reservoir on the hill somewhere near 4700 South and 6000 West.					
Project Update: A new developer is working on the development of the east side of 6400 West, and District staff have met with them and proposed the purchase of the corner.					

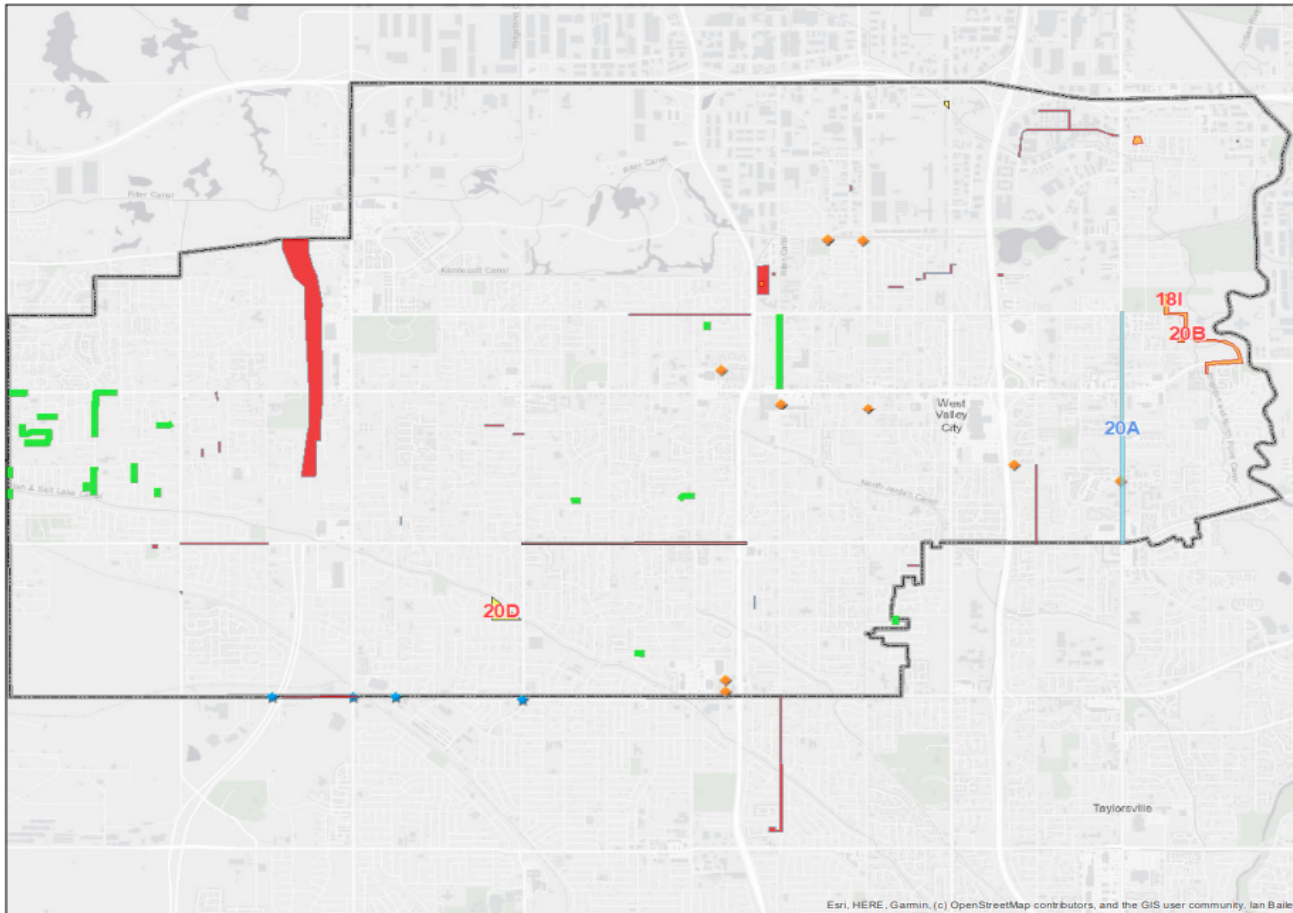
Well No. 18 Siting Study					
Project: Well No. 18 Siting Study					
2022 Budget: \$20,000.00					
	Original Contract	Current Contract	% Contract Change	Amount Paid	% Complete
Consultant: CRS Engineers	\$19,650.00	\$19,650.00	0%	\$17,127.50	87%
Project Description: An additional well is necessary for the District to continue to develop its water rights and to meet demands during periods of exceptional drought. This study will assist in determining where to locate a new well.					
Project Update: Complete					

Market Street Sewer Study					
Project: Market St. Sewer Study					
2022 Budget: \$15,000.00					
	Original Contract	Current Contract	% Contract Change	Amount Paid	% Complete
Consultant: Hansen, Allen & Luce, Inc.	\$9,400.00	\$9,400.00	0%	\$9,399.30	100%
Project Description: The Market Street sewer pipe behind WVC City Hall has reached capacity. This study will determine the best routing for additional sewer capacity.					
Project Update: The study is complete and the alternatives are now being reviewed.					

SRF and BOR Grant Application Assistance					
Project: Small Design Support					
2022 Budget: \$22,000.00					
	Original Contract	Current Contract	% Contract Change	Amount Paid	% Complete
Consultant: J-U-B Engineers, Inc.	\$21,500.00	\$21,500.00	0%	\$21,500.00	100%
Project Description: Assistance with applications for both the State Revolving Fund and Bureau of Reclamation grants and loans, and with preparing a Drought Contingency Plan.					
Project Update: Both applications are in, the SRF was successful in obtaining an 0.5% interest loan with \$2.8M in principal forgiveness. Still waiting on BOR Grant Application.					

2022 Budget	Consulting Contracts	Consulting Paid-to-date	Budget Remaining
\$72,000.00	\$65,472.00	\$59,516.80	\$6,528.00

CAPITAL PROJECTS MAP




GRANGER-HUNTER
 IMPROVEMENT DISTRICT

ArcGIS Web Map

Legend

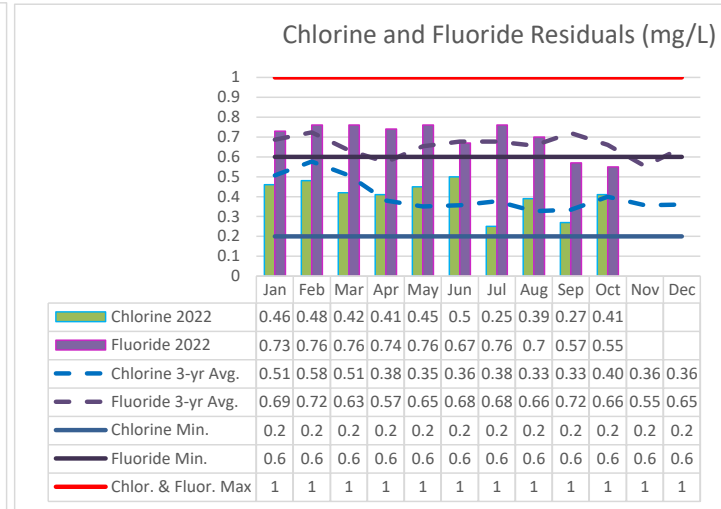
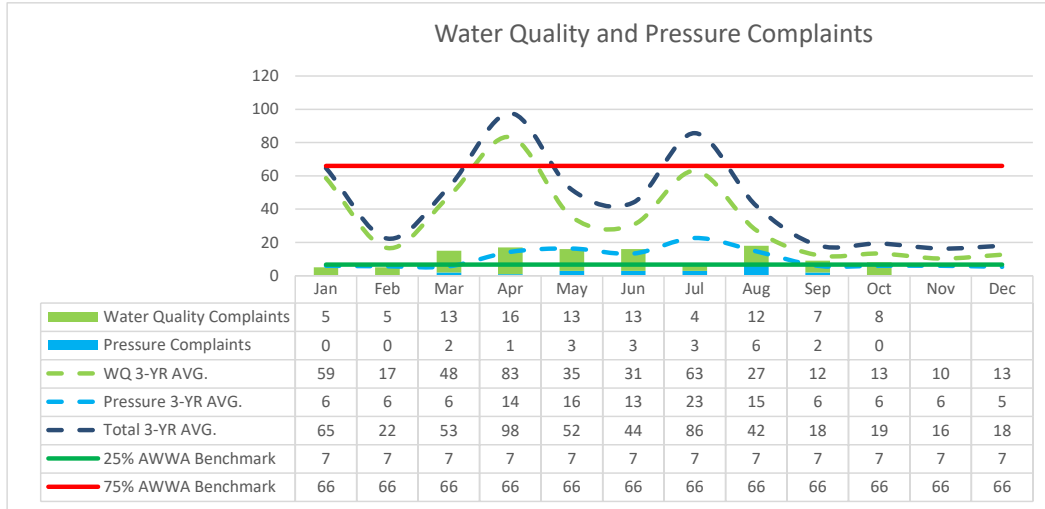
- 21E: Sewer Rehabilitation Project
- Planned Projects**
- Approved
- Projects in Progress**
- Designed
- Under Construction
- Finished Projects this Year**
- Constructed
- Finished
- 21A: Large Meter Replacement**
- 21A: Large Meter Replacements
- 21C: Kearns GHID Interconnect**
- 21C: Kearns GHID Interconnect
- GHID_Database.DBO.Boundary



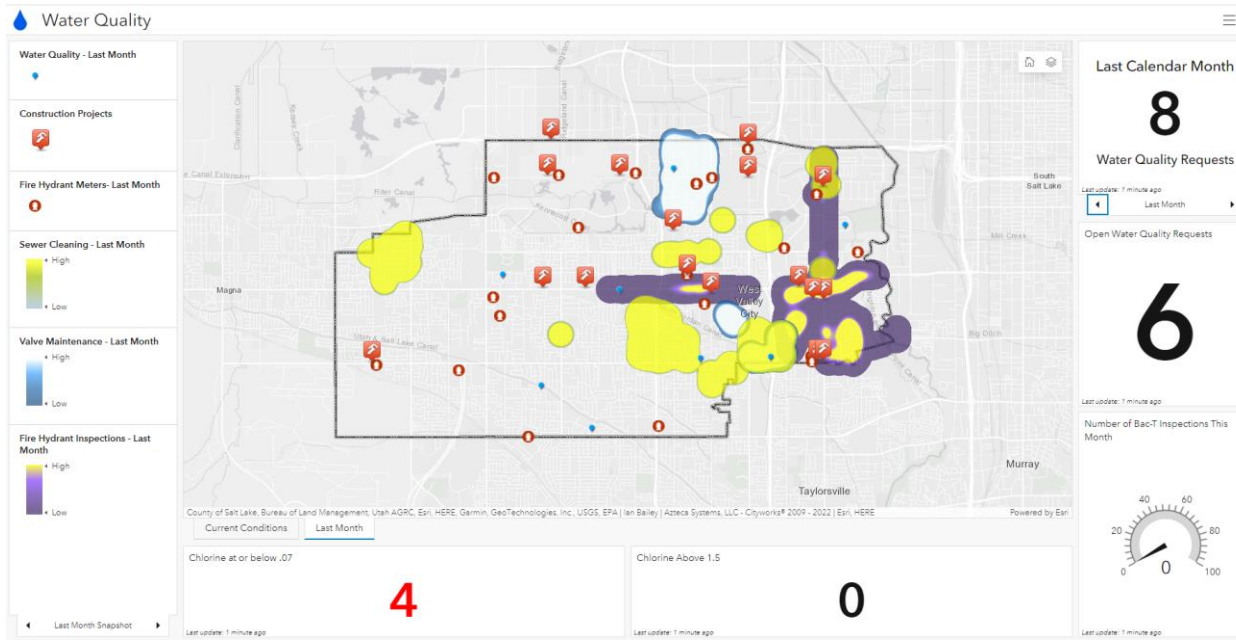

Esri, HERE, Garmin, (c) OpenStreetMap contributors, and the GIS user community, Ian Bailey

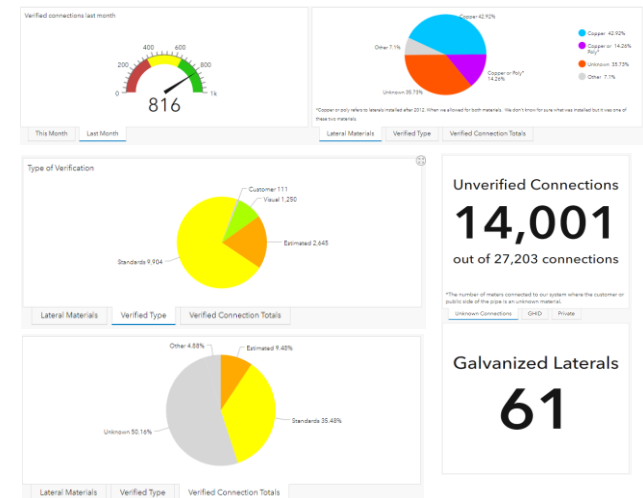
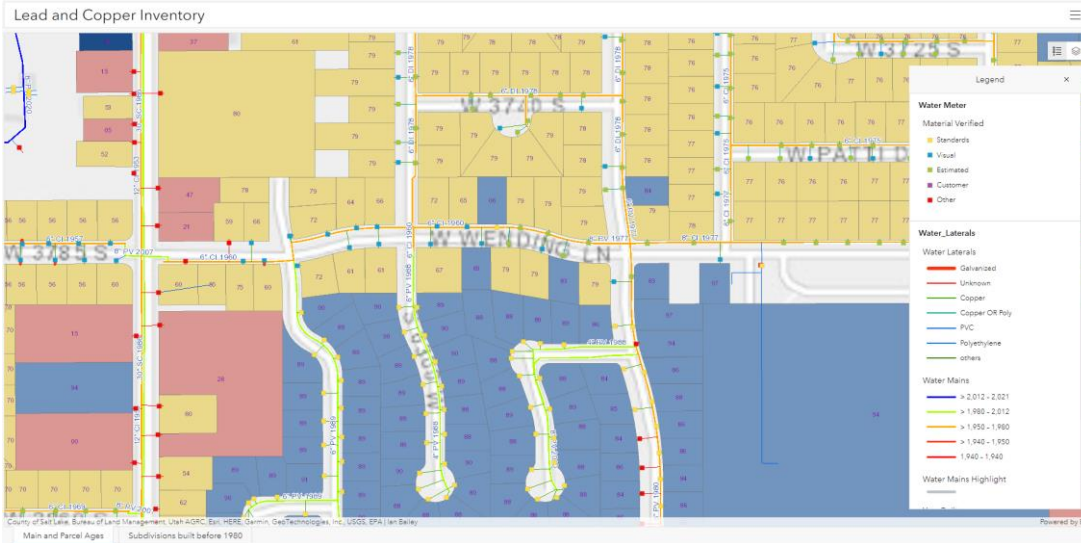
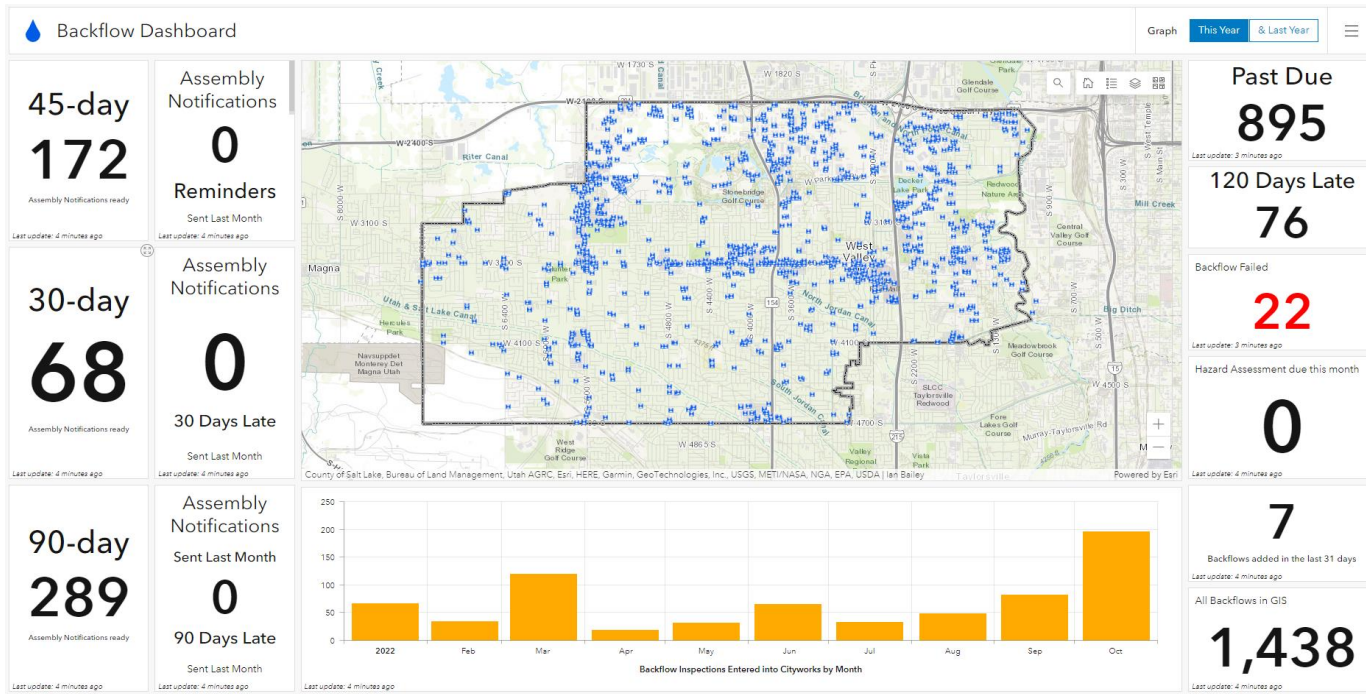
ENGINEERING DEPARTMENT UPDATE





Water Quality Complaint Locations – October





Water Quality - Pipe Flushing

* 2.3 Acre Feet of water saved.

*6.3 Miles of distribution pipe cleaned.



PLAN REVIEW UPDATES

	PROJECT NAME		ADDRESS	TYPE	STATUS
1	Castlewood Apartment Project (322 apts)		2950 West 3650 South	Residential Multi Unit	Waiting for Submittals
2	Kum & Go	Demo building for gas station	6383 W 3500 S	Commercial	Project on Hold
3	KeyBank West Valley Branch		2807 S 5600 W	Commercial	Final Approval
4	Handel's Ice Cream TI		3519 S Constitution Blvd	Tenant Improvement	Final Approval
5	CCI Mechanical Office Remodel TI		2345 S CCI Way	Tenant Improvement	Final Approval
6	UDOT/WVC Project 4700 S Phase 2		4700 S 5600 W - 5400 W	Other	Resubmittal Required
7	Taco Bell	On hold, waiting for City approval	1814 W 4100 S	Commercial	Project on Hold
8	The Children's Center		3725 W 4100 S	Tenant Improvement	Resubmittal Required
9	UTA Midvalley Connector BRT Project		Constitution Blvd 3500 S - 4700 S	Other	Resubmittal Required
10	Fetzer Architectural Woodwork Dock Addition		4850 W 3500 S	Tenant Improvement	Fees Need to be paid
11	2222 Full Storage		2222 W 2300 S	Tenant Improvement	Waiting for Submittals
12	Wasatch Acquisitions and Capital TI		3535 South Market Street Ste 275	Tenant Improvement	Final Approval
13	Kalo Clinical Research		4133 W Pioneer Parkway	Tenant Improvement	Final Approval
14	Enterprise Remodel		1925 W 3500 S	Tenant Improvement	Under Review
15					
16					
17					
18					
19					
20					
21					
22					
23					
24					
25					