

## **THE BOARD OF TRUSTEES OF THE GRANGER-HUNTER IMPROVEMENT DISTRICT**

PUBLIC NOTICE is hereby given by the Board of Trustees that Granger-Hunter Improvement District will hold a Board Meeting at 3:00 p.m. on Tuesday, March 15, 2022, at its main office located at 2888 South 3600 West, West Valley City, Utah. Trustees and members of the public are able to attend this meeting in person or electronically through [www.ghid.org](http://www.ghid.org).

### **Agenda**

#### **A. GENERAL**

1. Call to order – Welcome – Report those present for the record
2. Public Comments
3. Consider approval of the February 15, 2022 Board Meeting Minutes
4. Discuss potential conflicts of interest

#### **B. OUR COMMUNITY**

1. Revised Lead & Copper Rule Presentation
2. Legislative update
3. Delinquent Accounts update

#### **C. OUR TEAM**

1. Jordan Valley Water Conservancy District review
2. Central Valley Water Reclamation Facility review

#### **D. OUR OPERATIONS**

1. Consider adoption of Resolution 3-15-22.1 REPLACING THE PUBLIC ENTITY RESOLUTION FOR AUTHORIZED SIGNERS on the Granger-Hunter Improvement District Zions Bank operating and sweep accounts.
2. Consider approval of the District's earthquake insurance in the amount of \$107,054.32 to the Utah Local Governments Trust.
3. Review & discuss Financial Report for February 2022
4. Review & discuss Paid Invoice Report for February 2022
5. Water maintenance update
6. Wastewater maintenance update
7. Consider adoption of the Municipal Wastewater Planning Program (MWPP) Report for the year ending 2021 that will be submitted to the State of Utah Department of Environmental Quality
8. Water supply review
9. Capital Projects update
10. Consider approval of an Engineering Design Contract with J-U-B Engineers, Inc. for the 22F: Ridgeland Pump Station Replacement Project in the amount of \$316,010.00.
11. Engineering Department update

#### **E. CLOSED SESSION**

#### **F. BOARD MEMBERS INPUT, REPORTS, FOLLOW-UP ITEMS OR QUESTIONS**

#### **G. CALENDAR**

1. The next board meeting will be April 19, 2022

# MINUTES OF THE GRANGER-HUNTER IMPROVEMENT DISTRICT BOARD MEETING

The Meeting of the Board of Trustees of the Granger-Hunter Improvement District (GHID) was held Tuesday, February 15, 2022, at 3:00 P.M. at the District office located at 2888 S. 3600 W., West Valley City, Utah.

This meeting was conducted electronically in accordance with the Utah Open and Public Meetings Act (Utah Code Ann. (1953) §§ 52-4-1 et seq.) and Chapter 7.12 of the Administrative Policy and Procedures Manual (“Electronic Meetings”).

## **Trustees Present:**

Debra Armstrong	Chair
Corey Rushton	Trustee
Roger Nordgren	Trustee

## **Staff Members Present:**

Jason Helm	General Manager/Treasurer
Todd Marti	Assistant General Manager/District Engineer
Troy Stout	Assistant General Manager/Chief Operating Officer
Michelle Ketchum	Director of Administration
Dustin Martindale	Director of Water Systems
Ricky Necaie	Director of Wastewater
Victor Narteh	Director of Engineering
Justin Gallegos	Director of Information Technology
Austin Ballard	Controller/Clerk
Dakota Cambruzzi	Human Resource Manager
Kristy Johnson	Executive Assistant
Brent Rose	Legal Counsel – Clyde Snow & Sessions PC

## **Guests:**

Taylor Gomm	Customer Service, GHID – <i>Electronically</i>
Teresa Higgs	Customer Service, GHID – <i>Electronically</i>
Idanely Orosco	Customer Service, GHID – <i>Electronically</i>
Debra Jones	Customer Service, GHID - <i>Electronically</i>
Adam Spackman	Information Technology, GHID - <i>Electronically</i>
Brooke Petersen	Engineering Administrative Assistant, GHID - <i>Electronically</i>
Michael Wear	Fleet Division Supervisor, GHID - <i>Electronically</i>
Shawn Ellis	Water Systems Division Manager, GHID - <i>Electronically</i>
Drew Ovard	Information Technology Division Manager, GHID - <i>Electronically</i>
Darcy Brantly	Accountant, GHID - <i>Electronically</i>
Dirk Branson	Member of the Community - <i>Electronically</i>
Meg A.	Member of the Community - <i>Electronically</i>

A copy of the exhibits referred to in these minutes is attached and incorporated by this reference. The exhibits are also included in the official minute books maintained by Granger-Hunter Improvement District.



**CALL TO ORDER**

At 3:00 P.M. Debra Armstrong called the meeting to order and recognized all those present.

**Public Comments**

There were none.

**Approval of the  
January 18, 2022  
Board Meeting Minutes**

A motion to approve the Board Meeting Minutes from January 18, 2022, was made by Roger Nordgren. Followed a second from Debra Armstrong, the motion passed as follows:

Armstrong – aye                      Rushton – aye                      Nordgren – aye

**Conflicts of interest**

There were none.

**OUR COMMUNITY  
Legislative Update**

Jason Helm discussed the Legislative update. – See Legislative Update attached to these minutes for details.

**Jordan Valley Water  
Conservancy District  
Review**

Mr. Helm presented the Jordan Valley Water Conservancy District (JVWCD) review. A discussion took place regarding the current JVWCD contract and the usage of what’s leftover from the District’s 2021 contract. – See JVWCD Review attached to these minutes for details.

**Central Valley Water  
Reclamation Facility  
Review**

Mr. Helm presented the Central Valley Water Reclamation Facility (CVWRF) review. – See CVWRF Review attached to these minutes for details.

**OUR TEAM  
Review & Consider  
Approval of the  
Administrative Policy &  
Procedure Manual**

Mr. Helm presented the Administrative Policy and Procedure Manual and asked the Board to consider Approval. Debra Armstrong made a motion to approve the manual as noted. Following a second from Roger Nordgren, the motion passed as follows:

Armstrong – aye                      Rushton – aye                      Nordgren – aye

**Review & Consider  
Approval of Revised  
Employee Handbook  
(Personnel Policy)**

Mr. Helm presented the revised Employee Handbook (Personnel Policy) and asked the Board to consider Approval of the updates. Corey Rushton recommended that all pronouns in District policy manuals be updated to gender neutral. Mr. Rushton made a motion to approve the manual as noted. Following a second from Debra Armstrong, the motion passed as follows:

Armstrong – aye                      Rushton – aye                      Nordgren – aye

**2021 Safety  
Performance Review &  
Program Update**

Troy Stout presented the 2021 Safety Performance Review and Program update. The Board recommended that Nathan Farrer, the District’s Safety Coordinator, attend the annual Strategic Planning Meeting in June. – See the 2021 Safety Performance Review and Program update attached to these minutes for details.

**OUR OPERATIONS**

**Review & Discuss  
Financial Report for  
January 2022**

Austin Ballard summarized the January Financial Report. Mr. Ballard noted the estimated revenue amounts that were used in this report based off historical data. The Board suggested the use of an asterisk to explain the differences in variances between current year and previous years. – See January 2022 Financial Report attached to these minutes for details.

**Review & Discuss Paid  
Invoice Report for  
January 2022**

Mr. Ballard discussed the January check report. The January check report totaled \$4,207,112.81 coming from six categories; Central Valley (28%), Jordan Valley (23%), infrastructure (19%), payroll taxes and employee benefits (12%), 2021 SWR Bond/Interest Payment and other (9%). – See January 2022 Paid Invoice Report attached to these minutes for details.

**Consider Approval of  
Purchase of New Case  
580SN Loader Backhoe  
from Century  
Equipment Company**

Troy Stout asked the Board to consider Approval for the Purchase of a new Case 580SN Loader Backhoe in the amount of \$101,500.00 from Century Equipment Company. Roger Nordgren made a motion to approve the purchase as noted. Following a second from Corey Rushton, the motion passed as follows:

Armstrong – aye                      Rushton – aye                      Nordgren – aye

**Consider Approval for  
Lease Buy-Back  
Purchase of 2017 CAT  
926M Wheel Loader  
from Caterpillar  
Financial Services  
Corporation**

Mr. Stout asked the Board to consider Approval for the Lease Buy-Back Purchase of a 2017 CAT 926M Wheel Loader in the amount of \$76,230.00 from Caterpillar Financial Services Corporation. Roger Nordgren made a motion to approve the purchase as noted. Following a second from Debra Armstrong, the motion passed as follows:

Armstrong – aye                      Rushton – aye                      Nordgren – aye

**Consider Approval of  
Purchase of  
Miscellaneous  
Waterworks  
Appurtenances from  
Ferguson Waterworks  
for District’s 2022 In-  
House Waterline  
Replacement Projects**

Mr. Stout asked the Board to consider Approval for the Purchase of miscellaneous waterworks appurtenances for a total of \$119,716.00 from Ferguson Waterworks for the District’s 2022 in-house waterline replacement projects. Roger Nordgren made a motion to approve the purchase as noted. Following a second from Debra Armstrong, the motion passed as follows:

Armstrong – aye                      Rushton – aye                      Nordgren – aye

**Consider Approval for  
Purchase of 21 Fire  
Hydrants from Ferguson  
Waterworks for  
District’s 2022 In-House  
Fire Hydrant  
Replacement Projects**

Mr. Stout asked the Board to consider Approval for the Purchase of 21 fire hydrants in the amount of \$55,042.59 from Ferguson Waterworks for District’s 2022 in-house waterline replacement projects. Corey Rushton made a motion to approve the purchase as noted. Following a second from Debra Armstrong, the motion passed as follows:

Armstrong – aye                      Rushton – aye                      Nordgren – aye

**Water Maintenance  
Update**

Mr. Stout presented the water maintenance report. – See the Water Systems Update report attached to these minutes for details.

**Wastewater Maintenance Update**

Mr. Stout presented the wastewater maintenance report. – See the Wastewater Systems Update report attached to these minutes for details.

**Consider Approval of Purchase of Three Channel Grinders to JWC Environmental for Armstrong, Decker Main, & East Rec Pump Stations**

Mr. Stout asked the Board to consider Approval for the Purchase of three Channel Grinders in the amount of \$108,831.00 from JWC Environmental for Armstrong, Decker Main, and East Rec Pump Stations. Corey Rushton made a motion to approve the purchase as noted. Following a second from Roger Nordgren, the motion passed as follows:

Armstrong – aye                      Rushton – aye                      Nordgren – aye

**Water Supply Review**

Todd Marti discussed the water supply report. – See the Water Supply Review report attached to these minutes for details.

**Capital Projects Update**

Mr. Marti presented the capital projects update. – See the Capitol Projects Update report attached to these minutes for details.

**Consider Approval of Construction Contract to Planned & Engineered Construction, Inc. (PEC) for 22B: Sewer Rehabilitation Project**

Mr. Marti asked the Board to consider Approval of a construction contract to Planned and Engineered Construction, Inc. (PEC) in the amount of \$485,699.00 for the 22B: Sewer Rehabilitation Project. Roger Nordgren made a motion to approve the contract as noted. Following a second from Debra Armstrong, the motion passed as follows:

Armstrong – aye                      Rushton – aye                      Nordgren – aye

**Engineering Department Update**

Mr. Marti discussed the engineering department update. – See the Engineering Department Update report attached to these minutes for details.

**CLOSED SESSION**

A closed session was not needed for this meeting.

**OUR TEAM**

**Consider Approval of Compensation for General Manager**

Jason Helm asked the Board to consider approval of Compensation for the General Manager. Corey Rushton made a motion to approve Schedule A compensation for the General Manager effective January 1, 2022. Following a second from Debra Armstrong, the motion passed as follows:

Armstrong – aye                      Rushton – aye                      Nordgren – aye

**BOARD MEMBERS INPUT, REPORTS, FOLLOW-UP ITEMS OR QUESTIONS**

The Board commended the Placemaking Committee for their efforts in gathering and delivering donations for the Rocky Mountain Care Facility.

**ADJOURNED**

Inasmuch as all agenda items have been satisfied, Roger Nordgren made a motion to adjourn the meeting. Following a second from Debra Armstrong, the motion passed as follows and the meeting adjourned at 5:36 P.M.

Armstrong – aye                      Rushton – aye                      Nordgren – aye

Debra K. Armstrong, Chair

---

Austin Ballard, Clerk


---

DRAFT

# OUR COMMUNITY

- REVISED LEAD & COPPER RULE PRESENTATION
- LEGISLATIVE UPDATE
- DELINQUENT ACCOUNTS UPDATE





- Lead and Copper Rule Revision

Compliance 2024



# Contents

Lead & Copper  
Rule 1991

Granger-Hunter's  
History

Lead & Copper  
Rule Revision

Inventory

Schools/Daycares

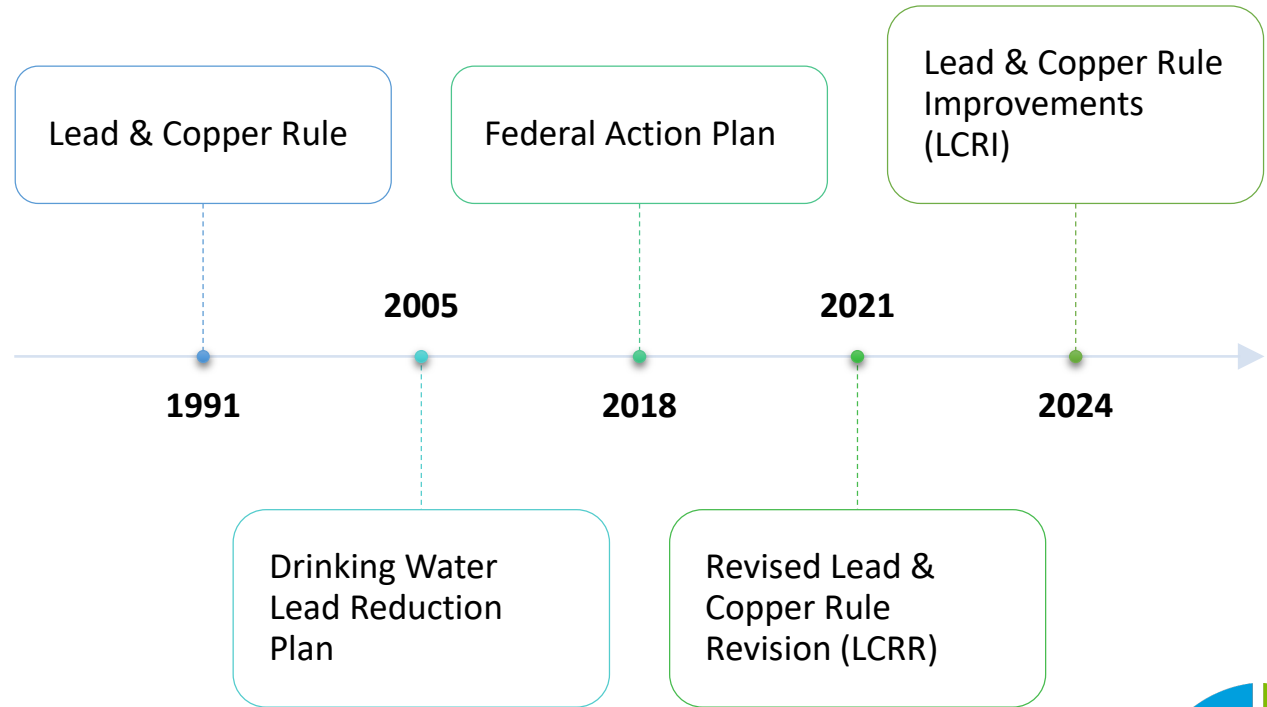

Approach

Timeline

Estimates



# LEAD REDUCTION EFFORTS





# HISTORICAL RESULTS

## 2019

11	3935 Pharoah Cir., Kitchen Sink	1	0.007	0.152
12	5026 Corilyn Cir., Bathroom Sink	1	0.0017	0.171
13	4667 Inca Cir., Kitchen Sink	1	0.0016	0.169
14	6154 W. 4180 S., Kitchen Sink	1	0.0006	0.0452
15	3902 S. 6360 W., Kitchen Sink	1	0.001	0.0452
16	3916 S. 6360 W., Kitchen Sink	1	0	0.0896
17	3910 S. 6515 W., Kitchen Sink	1	0	0.05353
18	5290 Grovewood Cir., Kitchen Sink	1	0.0007	0.116
19	6362 W. 3100 S., Kitchen Sink	1	0.0008	0.174
20	4075 S. Barker Road, Kitchen Sink	1	0.0006	0.0603
21	6057 W. Contadora Dr., Kitchen Sink	1	0.0014	0.188
22	3861 S. Chatterleigh, Kitchen Sink	1	0.0005	0.0559
23	6305 Kapford Dr., Kitchen Sink	1	0	0.286
24	6351 W. Grecian Dr., Kitchen Sink	1	0.0011	0.0544
25	4147 Williamsburg, Kitchen Sink	1	0.0007	0.285
26	3035 Marcrest Dr., Kitchen Sink	1	0.0009	0.0963
27	4002 Durrans Ln., Kitchen Sink	1	0.0009	0.787
28	5018 Valley View, Bathroom Sink	1	0.001	0.0585
29	3861 Congress Dr., Kitchen Sink	1	0.0027	0.0632
30	4023 Durrans Ln., Kitchen Sink	1	0.0009	0.0831
Total Samples:			90th Percentile Result	90th Percentile Result
0			0.0024	0.198

## 2013

1	6248 West 3885 South		0.0008	0.0208
2	3840 South 6220 West		0.0006	0.0218
3	6328 West 3100 South		0.0009	0.0605
4	5500 West 4620 South		0.0007	0.0359
5	3031 South 2910 West		0.0006	0.0195
6	4610 South 3200 West		0.0008	0.0372
7	4092 South 3670 West		0.0007	0.0241
8	3296 South 4355 West		0.0007	0.0174
9	3953 South Burningham Dr.		0.0016	0.0451
10	3924 South Burningham Dr.		0.0006	0.0427
11	3985 South 1950 West		0.0006	0.0792
12	2074 Barber Rd.		0.0007	0.026
13	3935 Pharoah Rd.		0	0.0838
14	2931 Corbin Dr.		0.0006	0.0323
15	4092 Wendy Ave.		0	0.015
16	2985 South 4100 West		0.0012	0.129
17	2929 Alice Way		0.0006	0.0105
18	3668 Oxford Way		0.0008	0.0182
19	4094 Hawkeye		0.0011	0.0315
20	4664 Inca Cir.		0.0006	0.01
21				
22				
23				
24				
25				
26				
27				
28				
29				
30				
Total Samples:			90th Percentile Result	90th Percentile Result
0			0.0011	0.0792



# OTHER FINDINGS

## 2018 Water Quality Study



### Certificate of Analysis

Lab Sample No.: 18J0580-01

<b>Name:</b> Granger Hunter Improvement District	<b>Sample Date:</b> 10/9/2018 8:00 AM
<b>Sample Site:</b> NE Area Baseline	<b>Receipt Date:</b> 10/10/2018 8:13 AM
<b>Comments:</b> 2018 Water Quality Study	<b>Sampler:</b> Andrew Hill
<b>Sample Matrix:</b> Drinking Water	<b>Project:</b> 2018 Water Quality Study
<b>PO Number:</b>	<b>System No.:</b> UTAH18007
<b>Source Code:</b>	<b>Report to State:</b> N

Parameter	Sample Result	EPA Max Contaminant Level (MCL)	Minimum Reporting Limit	Units	Analytical Method	Preparation Date/Time	Analysis Date/Time	Flag
<b>Metals</b>								
Arsenic, Total	0.0037	0.01	0.0005	mg/L	EPA 200.8	10/10/2018	10/12/2018	
Iron, Total	4.38	0.3	0.02	mg/L	EPA 200.7	10/10/2018	10/15/2018	
Lead, Total	0.0511	0.015	0.0005	mg/L	EPA 200.8	10/10/2018	10/12/2018	
Manganese, Total	0.187	0.05	0.0005	mg/L	EPA 200.8	10/10/2018	10/12/2018	

Closed all connections

While cleaning 1,635.8' of 6" PVC

Unable to replicate



# **Review of the National Primary Drinking Water Regulation: Lead and Copper Rule Revisions (LCRR)**



**EPA Announces Intent to Strengthen LCR**



Inventory - Public and Private

New Trigger Level

New Tier Structure – new sample sites

New Sample Collection Method

Monitoring Changes

School and Daycare Sampling

Outreach Program

Follow-up Sampling

Find and Fix

Corrosion Study

Orthophosphate

Replacement Plan

# LEAD AND COPPER RULE REVISION



# Introduction of new changes LCRR



# Schools and Daycare

- Sample 20% of Schools per year
- Sample 20% of Daycares per year
- Educate



## 2017 Lead Sampling Pilot Project: Lead-Free Learning Initiative





# Jackson, Mississippi Sued Over Lead Contamination Of Drinking Water



By Peter Chawaga

Attorneys representing hundreds of residents of Jackson, Mississippi have filed a federal lawsuit against the city and state over concerns that officials allowed them to consume lead-tainted drinking water for years without taking appropriate action.

"The suit alleged that city and state officials — including current Jackson Mayor Chokwe Antar Lumumba, former Mayor Tony Yarber and officials at the Mississippi State Department of



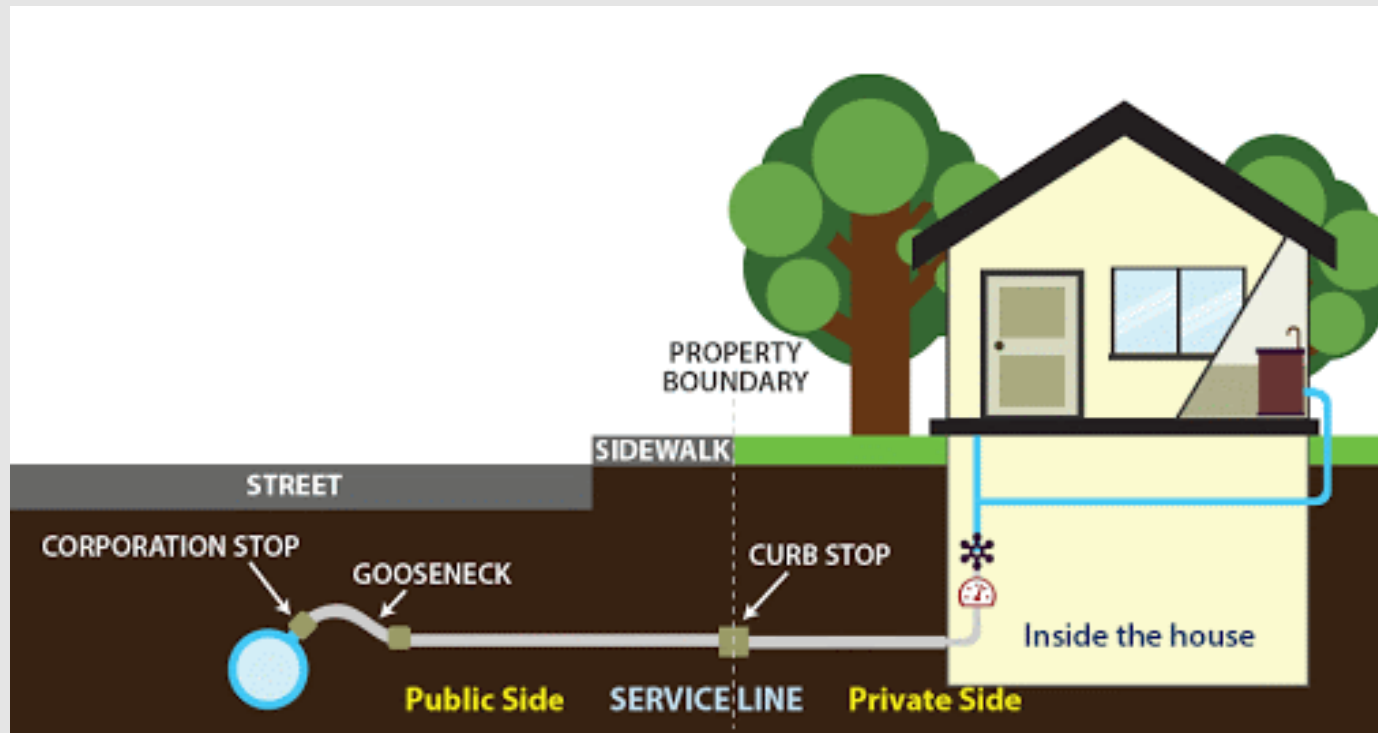
Inventory

Outreach

Sampling/CCT



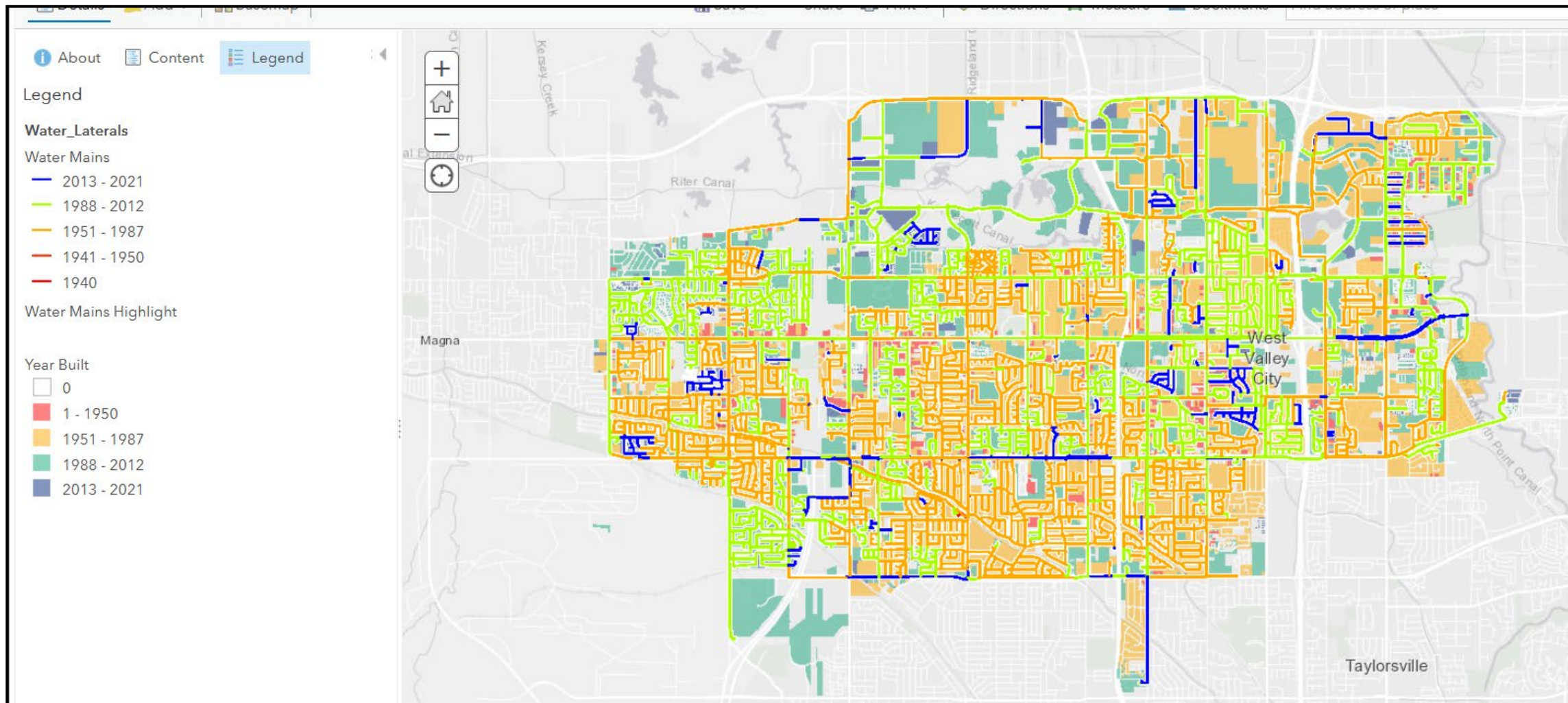
# INVENTORY



- Lead Service Lines
- Lead Status Unknown
- Galvanized Lines Requiring Replacement
- Non-Lead Service Lines







# MAPPING

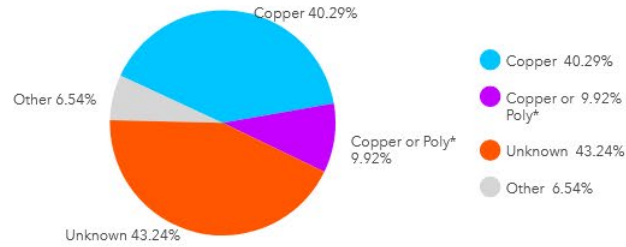


# Lead and Copper Inventory

Laterals updated this month



This Month Last Month



\*Copper or poly refers to laterals installed after 2012. When we allowed for both materials. We don't know for sure what was installed but it was one of these two materials.

## Unknown Laterals

# 23,728

All Unknown GHID Private

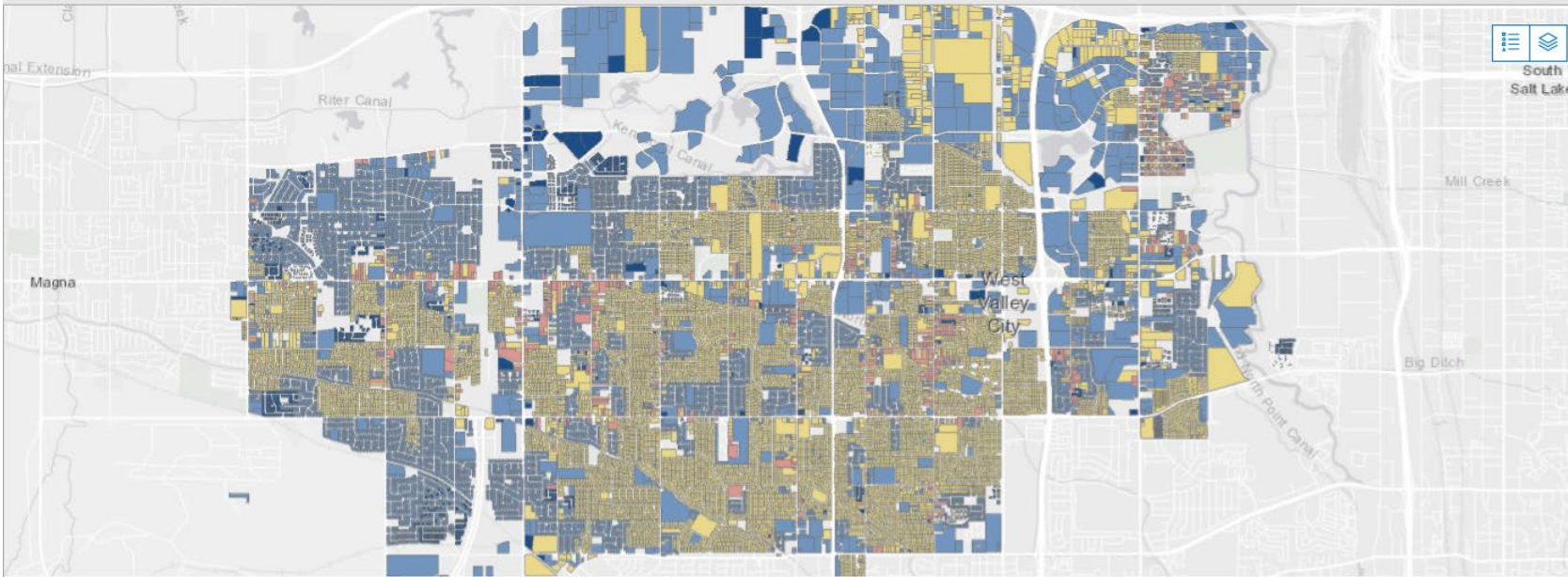
## Galvanized Laterals

# 18

## All laterals in map

# 54,871

out of suspected 55,000 total in district



County of Salt Lake, Bureau of Land Management, Utah AGRC, Esri, HERE, Garmin, GeoTechnologies, Inc., USGS, EPA | Ian Bailey | Esri, HERE

Powered by Esri

Main and Parcel Ages

Subdivisions built before 1980







## Initial Inventory

- Water system records, such as distribution maps and drawings, installation and maintenance records.
- Plumbing codes or permits.
- Tax records

## Opportunities for Improvement

- During water main repair or replacement
- During meter reading or replacement
- While Contractor's are potholing for other projects.
- In home inspections by customer or utility.
- Interviews/incentives



# Limited Access

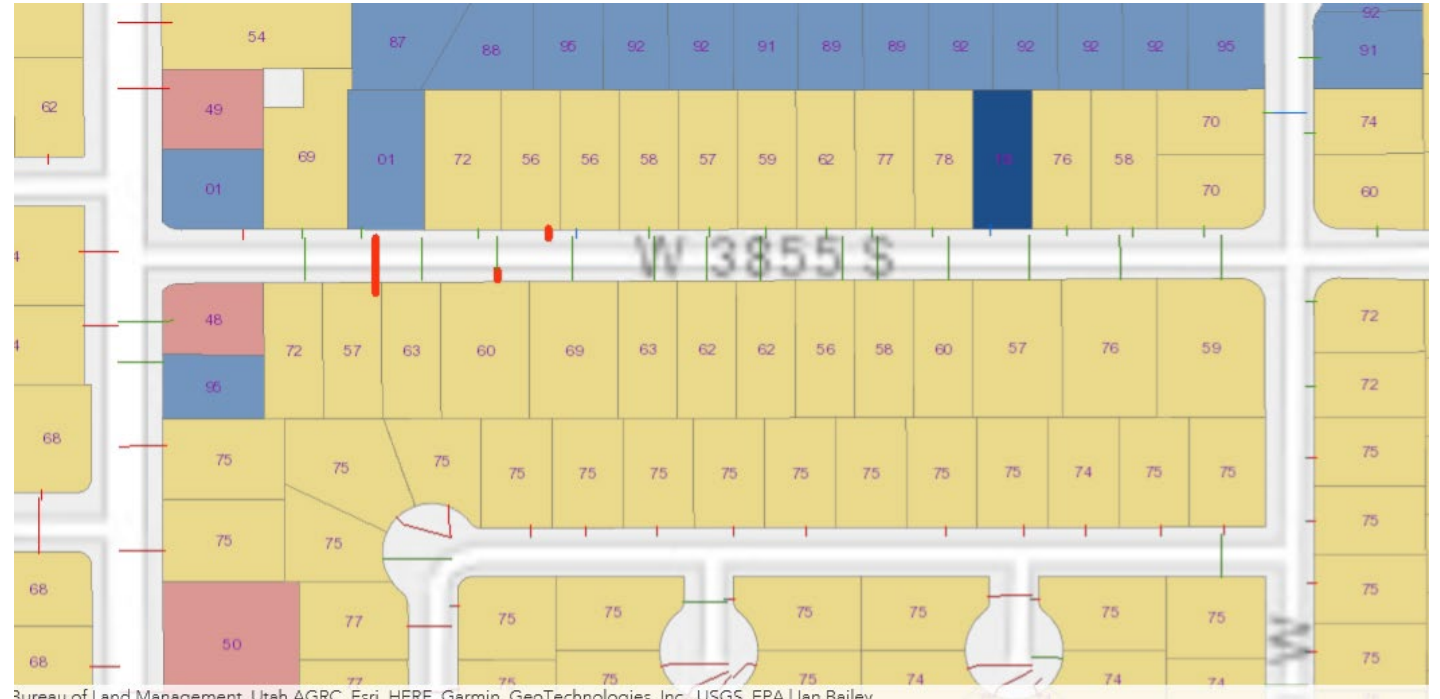
---







Number of "Unknown" Service Lines*	Number to Physically Verify
Fewer than 1,500	20% of "unknown" lines
1,500	306
1,600	310
1,700	314
1,800	317
1,900	320
2,000	322
2,200	327
2,400	331
2,600	335
2,800	338
3,000	341
3,500	346
4,000	351
4,500	354
5,000	357
6,000	361
7,000	364
8,000	367
9,000	368
10,000	370
15,000	375
20,000	377
30,000	379
40,000	381
60,000	382
90,000	383
225,000 or more	384



Bureau of Land Management, Utah AGRC, Esri, HERE, Garmin, GeoTechnologies, Inc., USGS, EPA | Ian Bailey



# Meter Box Excavation





# Identification

- Hydro-excavation
- Meter Replacement
- Meter Repair





# Outreach

Required to give notice and offer to replace the owner's portion of the line at the owner's expense.

Notify the public within 24 hours of learning of a system lead action-level exceedance. (15ppb)

Provide a map of the inventory for the public to view.

Provide education, Pitcher and filters for 6 months after replacing a LSL.

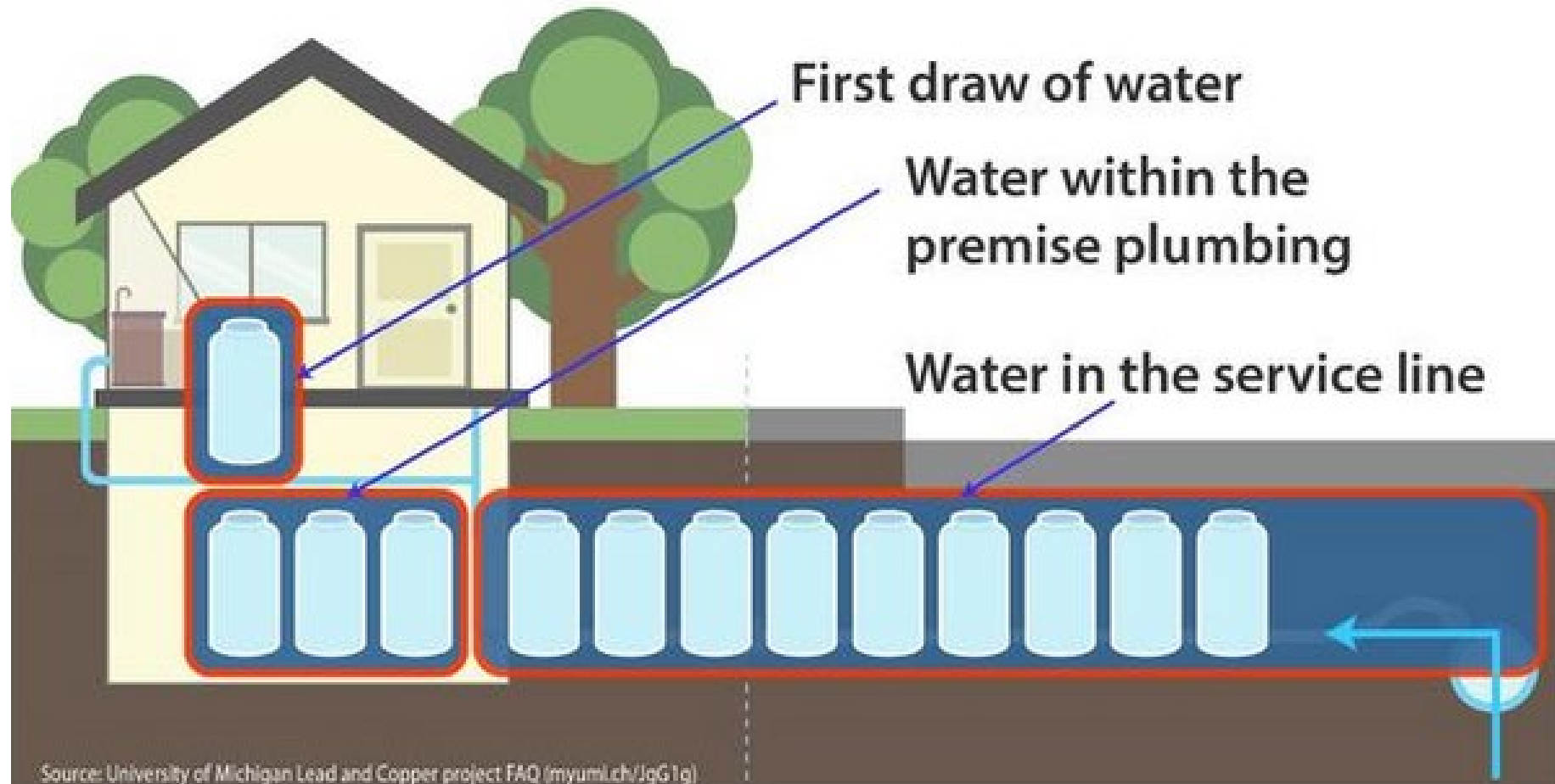
CCR-must post Updated health effects and Instructions on how to locate inventory map.

## Lead and Drinking Water

Talking with Your Community



# Sampling



# Considerations

Components Between Water Main and Interior Plumbing	Include in LSL Inventory	Counts as a Replacement	Include in Tier 1 Sample Pool	Requires Public Education when Disturbed
Lead pipe anywhere between gooseneck and interior plumbing	Yes	When all lead is removed	Yes	Yes
Unknown pipe material anywhere between gooseneck and interior plumbing	Yes	Where lead pipe is found and all lead is removed	No	Yes
Galvanized pipe if preceded by lead (pipe, gooseneck, etc.) at any time	Yes	When replaced along with any remaining preceding lead pipe	No	Yes
Lead gooseneck with non-lead pipe between gooseneck and interior plumbing	No	No*	No	Yes



- Under the **1991** rule, water systems could use sample results from the next monitoring period to “test out” of the 7% LSL replacement requirement if the system-wide action level was not exceeded.







# Corrosion Control Study (CCS, CCT)

---

## Granger-Hunter Improvement District Preparing for the Lead and Copper Rule Revisions Scope of Work

### Background

Granger-Hunter Improvement District (District) would like to get ready for the Lead and Copper Rule Revisions (LCRR). The final revisions were published in the Federal Register in January 2021 and then withdrawn by the Biden Administration. While the final rule is still pending the Administration's review, the proposed changes are significant and may present implementation challenges that the District would like to get a head start on. Key changes proposed in the rule include a requirement to complete a service line inventory, new tiering criteria for sample site selection, added details on corrosion control studies, "find and fix" requirements for individual homes with lead levels greater than 0.015 mg/L, establishment of a new trigger level for lead, and increased public notification efforts. This scope of work is comprised of a review of readily available information to help the District prepare for the applicable key revisions. Development of recommendations, such as monitoring plans to fill data gaps and/or conducting desk-top solubility and source compatibility modeling to identify treatment needs will be scoped separately if additional assistance is requested.

### Scope of Work

#### Task 1 – Project Management

Organize and manage the project to fulfill the project objectives described in the Scope of Work. This includes coordinating and communicating with the District, managing the project team, budget and schedule, preparing monthly progress reports and invoices, and conducting quality control (QC) reviews of project deliverables.

#### Task 2 – LCRR Assessment

The LCRR assessment task includes the following:

- Review of steps the District has conducted to date for compliance with the current LCR and LCRR
  - Compliance history (ever had an Action Level Exceedance)
  - Ever done a corrosion study
  - Any Water Quality Parameter sites and monitoring in the distribution system
  - Status of inventory and estimated number of LSLs, goosenecks, galvanized service lines downstream of LSL or gooseneck
- Summarize key provisions of the LCRR and evaluate how those could impact the District
- Develop an approach/road map that summarizes recommended follow-up actions as needed to better prepare the District for the Rule changes



# Estimates

<b>Address:</b>	2888 S. 3600 W. West Valley City, UT 84120	<b>Phone:</b>	(801) 968-3551
<b>Project Name:</b>	Granger Hunter Improvement District-Water Service Verification	<b>Bid Number:</b>	001-22
<b>Project Location:</b>	West Valley City-Variou Locations, West Valley, UTAH	<b>Bid Date:</b>	2/18/2022

Line #	Item #	Item Description	Estimated Quantity	Unit	Unit Price	Total Price
1		<b>HSP Pothole - Concrete Or Asphalt Surface</b> This Line Item Includes 8" X 60" Pothole, Quick Crete Bag Mix Backfill, Utilibond Core Replacement Materials And The Standard Traffic Control Devices (10 Ea. Candlesticks Or Cones And 4 Ea. Control Signs)	1.00	EACH	\$787.99	\$787.99
2		<b>SSP Pothole - Soft Surface</b> This Line Item Includes 8" X 60" Pothole, RoadBase Backfill, Surface Restoration Materials And The Standard Traffic Control Devices (10 Ea. Candlesticks Or Cones And 4 Ea. Control Signs)	1.00	EACH	\$445.24	\$445.24
3		<b>Water Meter Pit / Hydrovac &amp; Pipe Identification</b> This Items Includes Removal Of Water Meter Lid And Hydrovac The Meter Pit And Identify The Inlet And The Service Line From Inside Of The Meter Box. Report Form Will Be Completed And Submitted. The Standard Traffic Control Devices (10 Ea. Candlesticks Or Cones And 4 Ea. Control Signs)	1.00	EACH	\$328.66	\$328.66



**GRANGER-HUNTER**  
IMPROVEMENT DISTRICT

**B. JACKSON**  
CONSTRUCTION

## America's Water Infrastructure Act (AWIA)





# Project Timeline Template

**NOW**

Begin Work

**June 2022**

- Create Outreach Plan  
Education, Filters

**Oct 2022 – Oct 2024**

- Establish Estimates for  
both inventory and  
replacement

**Now – Oct 2024**

Establish Financing and  
Project Scopes

**OCTOBER 2024**

Submit Lead Service Line  
Replacement Plan &  
Initial Inventory





Total Number of Unidentified Connections	Total Number of Proposed Inspection Sites	Total Number of Inspections completed
<b>14535</b>	<b>5591</b>	<b>56</b>
Estimated Weeks for completion	Estimated Days to completion	Total Number of Inspections Incomplete
<b>34.59</b>	<b>138.38</b>	<b>5535</b>
Estimated Years for completion per 12 weeks a year	<p>Estimated days to completion is based on each work order taking 13 minutes to complete and 8 hours a day of actually working with one truck. Which equals roughly 28-32 work orders completed per day.</p>	
<b>2.9</b>		



The image features a large, stylized logo in the center. The logo is composed of two main parts: a blue shape on the left that resembles a stylized 'G' or a partial circle, and a green shape on the right that resembles a stylized 'R' or a partial circle. These two shapes are joined at a central vertical line. Overlaid on this logo is the text "Interactive Map" in a blue, sans-serif font. A thin blue horizontal line is positioned directly beneath the text. The entire logo and text are set against a background of several concentric, semi-transparent circular bands in shades of light blue and light green, which create a sense of depth and movement.

# Interactive Map

# LEGISLATIVE UPDATE



# Legislative Update– March 2022

## HB 21 (1<sup>st</sup> Sub.)

### School and Child Care Center Water Testing

Rep. Handy

This bill describes the process and time constraints in which schools and child care centers will need to comply with as it pertains to the lead and copper testing in drinking water at consumable taps (drinking fountains). ARPA funds used (\$3.5 M) and grant money. Sunset 2027.

Passed House 47-26-2 (2/7), passed Senate 19-0-10, concur vote in House 39-28-8 (2/22)

## HB 22 (2<sup>nd</sup> Sub.)

### Open and Public Meetings Act Modifications

Rep. Welton

This bill would require a resolution to be adopted that establishes the conditions under which a remote member is included in calculating a quorum. Also, it would eliminate members voting by proxy and expect electronic votes be taken by roll call.

Passed House 73-0-2 (2/4), Passed Senate 25-0-4, House concurred with amendments 70-0-5 (2/18)

## HB 39 (2<sup>nd</sup> Sub.)

### State Construction Code Amendments

Rep. Ferry

This bill amends the provisions of the State Construction and Fire Codes Act by amending:

- Statewide Amendments to the International Residential Code;
- Statewide Amendments to the International Plumbing Code;
- Statewide Amendments to the International Mechanical Code; and
- State Fire Code.

Similar to SB 73.

Passed House 67-5-3 (2/1), passed Senate 25-0-44 (2/17).



# Legislative Update– March 2022

## HB 64 (2<sup>nd</sup> Sub.)

### Drinking Water Amendments

Rep. Watkins

An additional section to Chapter 4- Safe Drinking Water Act of the Utah code, specifically, Drinking Water Capacity Account. It creates an account that is meant to assist PWS in meeting DW standards, provide technical assistance and training to PWS, assist PWS in planning for future growth, and review applications for new PWS. Funding supplied through State general fund. \$1,563,300.

Passed House 73-2-0 (2/7), Passed Senate 23-0-6 (2/16)

## HB 96 (1<sup>st</sup> Sub.)

### Government Records Fee Amendment

Rep. Johnson

This bill modifies provisions of the Government Records Access and Management Act related to fees. Addresses the fees for staff time in the first quarter hour spent responding to a request.

Passed House 60-13-2 (2/1/2022), Passed Senate 20-5-4, House concurred 56-16-3 (2/17).

## HB 121 (1<sup>st</sup> Sub.)

### Water Conservation Modifications

Rep. Spendlove

This bill

- 1) Prohibits certain lawn or turf requirements;
- 2) Imposes requirements related to water conservation at state government facilities and by state agencies;
- 3) Provides for incentives to replace lawn or turf with drought resistant landscaping;
- 4) Grants rulemaking authority; and
- 5) Requires the Legislative Water Development Commission to study water conservation in the state.

Passed House 65-8-2 (2/7), Passed Senate 21-4-4 (3/2)



# Legislative Update– March 2022

## HB 166 (1<sup>st</sup> Sub.)

### Water Facility Amendments

Rep. Watkins

This bill:

- 1) Modifies criminal and civil provisions related to water facilities, including defining terms and amending criminal intent provisions;
- 2) Clarifies award of attorney fees and costs and;
- 3) Makes technical changes

Passed House 72-0-3 (2/14), Passed Senate 22-0-7 (2/25)

## HB 168

### Preferences of Water Rights Amendments

Rep. Albrecht

This bill:

- 1) Repeals language related to temporary water shortage emergency;
- 2) Enacts a provision related to a temporary water shortage emergency with a delayed effective date;
- 3) Requires a study; and
- 4) Addresses rulemaking authority

Passed House 71-0-4 (2/3), Passed Senate 24-0-5 (2/17)



# Legislative Update– March 2022

## HB 177

### Water Well Amendments

Rep. Ferry

This bill:

- 1) Restricts the state engineer’s rulemaking authority related to water production wells.

Passed House 70-1-4 (2/3), Passed Senate 25-0-4 (2/17)

## HB 237 (2<sup>nd</sup> Sub.)

### Local District Modifications

Rep. Robertson

This bill:

- 1) Requires a local district to make a tentative budget available to the public at least seven days before adopting the budget.

Passed House 66-0-9 (2/14), Passed Senate 25-0-4 (2/24)

## HB 269 (3<sup>rd</sup> Sub.)

### Capital Assets Related To Water

Rep. Stratton

This bill:

- 1) Requires the adoption and implementation of policies and plans related to capital assets; and
- 2) Requires reporting to the Division of Water Resources;

Passed Senate 27-0-2 (3/4), House concurred 69-5-1 (3/4)

## HB 282 (1<sup>st</sup> Sub)

### Water Wise Landscaping Amendments

Rep. Wilcox

This bill:

- 1) Prohibits certain public or private entities from prohibiting water wise landscaping; and
- 2) Authorizes certain landscaping requirements.

Passed Senate 26-1-2 (3/4), House concurred 73-0-2 (3/4)



# Legislative Update– March 2022

## SB 89

### Water Amendments

Sen. Iwamoto

This bill:

- 1) Modifies provisions related to a water conservation plan, including
  - Defining terms;
  - Requiring goals for water conservation to be set;
  - Addressing adopting, amending, submitting, or posting a water conservation plan;
  - Requiring rate structures to be submitted under certain circumstances; and
  - Addressing division power, including rulemaking;
- 2) Modifies provision related to culinary water pricing structure

Passed Senate 24-0-5 (2/11), Passed House 67-0-8 (2/23)

## SB 110 (1<sup>st</sup> Sub.)

### Water as Part of General Plan

Sen. McKell

This bill:

- 1) Requires a water use and preservation element to be part of a municipal or county general plan;
- 2) Outlines how a water use and preservation element is integrated into a general plan and what steps to take in developing a water use and preservation element;
- 3) Provides for action related to the general plan by the legislative body of a municipality or county;
- 4) Addresses assistance by the Division of Water Resources.

Passed Senate 24-0-5 (2/11), Passed House 71-1-3 (3/2), Senate concurred w/amendment 28-0-1 (3/3)





# Legislative Update– March 2022

## SB 152 (3<sup>rd</sup> Sub.)

### Community Association Regulation Amendments

Sen. Harper

This bill:

- 1) Amends and enacts provisions regarding rules an association of unit owners may establish regarding:
  - Water-efficient landscaping;
- 2) Prohibits an association from establishing a rule prohibiting or restricting:
  - The conversion of a grass parking strip to water-efficient landscaping;
- 3) Requires an association to establish a rule supporting water-efficient landscaping;

Passed Senate 24-1-4, Passed House 65-0-10 (2/23), Senate concurred w/amendment 23-0-6 (2/24)



# DELINQUENT ACCOUNTS UPDATE



# Delinquent Totals

	Jan	Total DUE	Jan After
2022	383	\$115,060.78	94
2021	504	\$157,072.84	146
2020	1118	\$194,472.00	315
2019	677	\$128,449	158

	Feb	Total DUE	Feb After
	365	\$91,941.42	88
	401	\$116,458.34	128
	752	\$145,532.00	254
	719	\$85,102	174

	Mar	Total DUE	Mar After
	316	\$60,829.78	86
	636	\$119,720.00	539
	784	\$158,394	192

	Apr	Total DUE	Apr After
	291	\$79,295.63	74
	291	\$185,963.00	74
	833	\$129,257	191

	May	Total DUE	May After
2021	317	\$75,917.78	99
2020	1107	\$239,375.00	605
2019	682	\$125,558	158

	Jun	Total DUE	Jun After
	279	\$74,025.86	96
	1204	\$265,771.00	591
	837	\$144,028	186

	Jul	Total DUE	Jul After
	298	\$94,504.34	97
	1485	\$374,245.00	618
	818	\$165,221	231

	Aug	TOTAL DUE	Aug After
	312	\$102,917.19	109
	1727	\$475,222.00	570
	922	\$185,662	228

	Sep	TOTAL	Sept After
2021	454	\$158,052.89	123
2020	759	\$262,065.00	311
2019	1334	\$240,679	338

	Oct	TOTAL	Oct After
	497	\$173,614.75	172
	410	\$170,003.24	149
	1563	\$394,746	523

	Nov	TOTAL	Nov After
	500	\$167,885.00	139
	674	\$258,615.21	199
	1460	\$320,883	603

	Dec	TOTAL	Dec After
	420	\$159,101.33	107
	677	\$207,671.93	186
	1082	\$197,648	51

The first column for the month is the total number of accounts that met the delinquent criteria when the new bill was generated.

The second column (\$) is the total amount owing on those accounts at the time the new bill was generated.

The third column (in red) is the total number of accounts that the technician either contacted the customer at the home or water was shut off.

**Efforts to collect:** Statement notice, automated phone call, 1-2 text messages, and a knock on the door by a technician.

In Sept. of 2020, delinquent parameters changed from {60 days past due & \$55+} to {60 days past due & \$100+}.

\*No water was shut off from Mar. 12, 2020, to Sept. 22, 2020.

# OUR TEAM

- JORDAN VALLEY WATER CONSERVANCY DISTRICT REVIEW
- CENTRAL VALLEY WATER RECLAMATION FACILITY REVIEW





# Jordan Valley Water Conservancy Update– March 2022

## JORDAN VALLEY WATER CONSERVANCY DISTRICT

Monthly Summary of Water Deliveries in Acre Feet

February 2022

### Municipal and Industrial (M&I) Water Deliveries

Wholesale System	This Month	Previous Year	% Change	YTD	YTD Prev Year	YTD % Change	Fiscal YTD	Fiscal YTD Prev Year	Fiscal YTD % Change	Contract Amount <sup>1</sup>	% of Contract Used
Bluffdale City	132.16	112.90	17%	274.36	237.91	15%	2,196.61	2,424.77	-9%	3,450	8%
Copperton Improvement District	0.00	0.00		0.00	0.00		1.45	0.96	51%	0	
Draper City	133.37	137.81	-3%	277.48	280.03	-1%	2,862.96	3,433.63	-17%	3,800	7%
Granger-Hunter Improvement District	851.10	572.46	49%	1,780.95	1,304.46	37%	12,497.41	13,067.40	-4%	18,500	10%
Herriman City <sup>3</sup>	132.35	169.54	-22%	292.83	307.45	-5%	3,289.28	4,027.06	-18%	5,867	5%
Hexcel Corporation	56.30	54.38	4%	94.84	124.08	-24%	370.19	462.97	-20%	720	13%
Kearns Improvement District	303.40	307.75	-1%	676.95	650.17	4%	4,858.17	6,008.61	-19%	7,000	10%
Magna Water District	62.81	62.96	0%	129.83	129.95	0%	534.57	529.12	1%	800	16%
Midvale City	67.03	115.94	-42%	183.38	238.89	-23%	1,974.35	2,170.30	-9%	3,085	6%
Riverton City	311.37	275.59	13%	610.51	532.70	15%	3,136.65	3,146.63	0%	4,000	15%
South Jordan City <sup>3</sup>	488.14	468.49	4%	1,033.37	1,011.05	2%	10,100.88	12,623.97	-20%	18,000	6%
City of South Salt Lake	70.20	134.93	-48%	148.61	284.92	-48%	664.50	932.14	-29%	1,020	65%
Taylorsville-Bennion Improvement District	448.82	444.53	1%	905.24	926.24	-2%	3,195.27	3,117.41	2%	4,700	19%
Utah Department of Corrections	39.27	34.95	12%	81.87	73.86	11%	285.31	309.48	-8%	548	15%
WaterPro, Inc.	103.63	0.00		188.87	0.00		988.81	1,111.72	-11%	950	20%
City of West Jordan <sup>3</sup>	774.19	816.22	-5%	1,632.85	1,744.52	-6%	12,359.16	14,981.01	-18%	20,000	8%
White City Water Improvement District	0.00	0.00		0.00	0.00		0.00	0.00		0	
Willow Creek Country Club	0.11	0.10	7%	0.20	0.20	-1%	172.32	241.88	-29%	350	0%
<b>Wholesale System Subtotal</b>	<b>3,974.24</b>	<b>3,708.57</b>	<b>7%</b>	<b>8,312.15</b>	<b>7,846.44</b>	<b>6%</b>	<b>59,487.88</b>	<b>68,589.05</b>	<b>-13%</b>	<b>92,790</b>	<b>10%</b>
Retail System <sup>2</sup>	265.11	298.69	-11%	590.42	627.97	-6%	4,820.19	5,855.09	-18%		
<b>Total Wholesale &amp; Retail</b>	<b>4,239.35</b>	<b>4,007.27</b>	<b>6%</b>	<b>8,902.57</b>	<b>8,474.41</b>	<b>5%</b>	<b>64,308.07</b>	<b>74,444.14</b>	<b>-14%</b>		

### Other M&I Deliveries

MWDSLS (Treated and Transported) <sup>4</sup>	431.25	271.24	59%	800.75	572.85	40%	7,866.42	9,359.63	-16%		
District Use (Non-revenue) <sup>5</sup>	25.44	24.04	6%	53.42	50.85	5%	385.85	446.66	-14%		
<b>Other M&amp;I Subtotal</b>	<b>456.69</b>	<b>295.28</b>	<b>55%</b>	<b>854.17</b>	<b>623.70</b>	<b>37%</b>	<b>8,252.27</b>	<b>9,806.30</b>	<b>-16%</b>		
<b>Total M&amp;I Deliveries</b>	<b>4,696.04</b>	<b>4,302.55</b>	<b>9%</b>	<b>9,756.74</b>	<b>9,098.11</b>	<b>7%</b>	<b>72,560.34</b>	<b>84,250.44</b>	<b>-14%</b>		

### Irrigation and Raw Water Deliveries

Welby Jacob Water Users	0.00	0.00		0.00	0.00		15,502.88	19,762.45	-22%		
<b>Total Irrigation and Raw Water</b>	<b>0.00</b>	<b>0.00</b>		<b>0.00</b>	<b>0.00</b>		<b>15,502.88</b>	<b>19,762.45</b>	<b>-22%</b>		
<b>Total Deliveries</b>	<b>4,696.04</b>	<b>4,302.55</b>	<b>9%</b>	<b>9,756.74</b>	<b>9,098.11</b>	<b>7%</b>	<b>88,063.22</b>	<b>104,012.89</b>	<b>-15%</b>		

<sup>1</sup> The City of South Salt Lake contract is based on a fiscal year. All other contracts are based on a calendar year.

<sup>2</sup> Retail deliveries are finalized after billing. Preliminary estimates using AMI data are made for the month previous to today.

<sup>3</sup> Contract amount is minimum purchase plus remediated water.

<sup>4</sup> Water treated and transported for MWDSLS by JWVCD is delivered to Salt Lake City at 2100 South.

<sup>5</sup> District Use (Non-revenue) includes water consumed in breaks, reservoir washing, fires, irrigation and facility potable water.



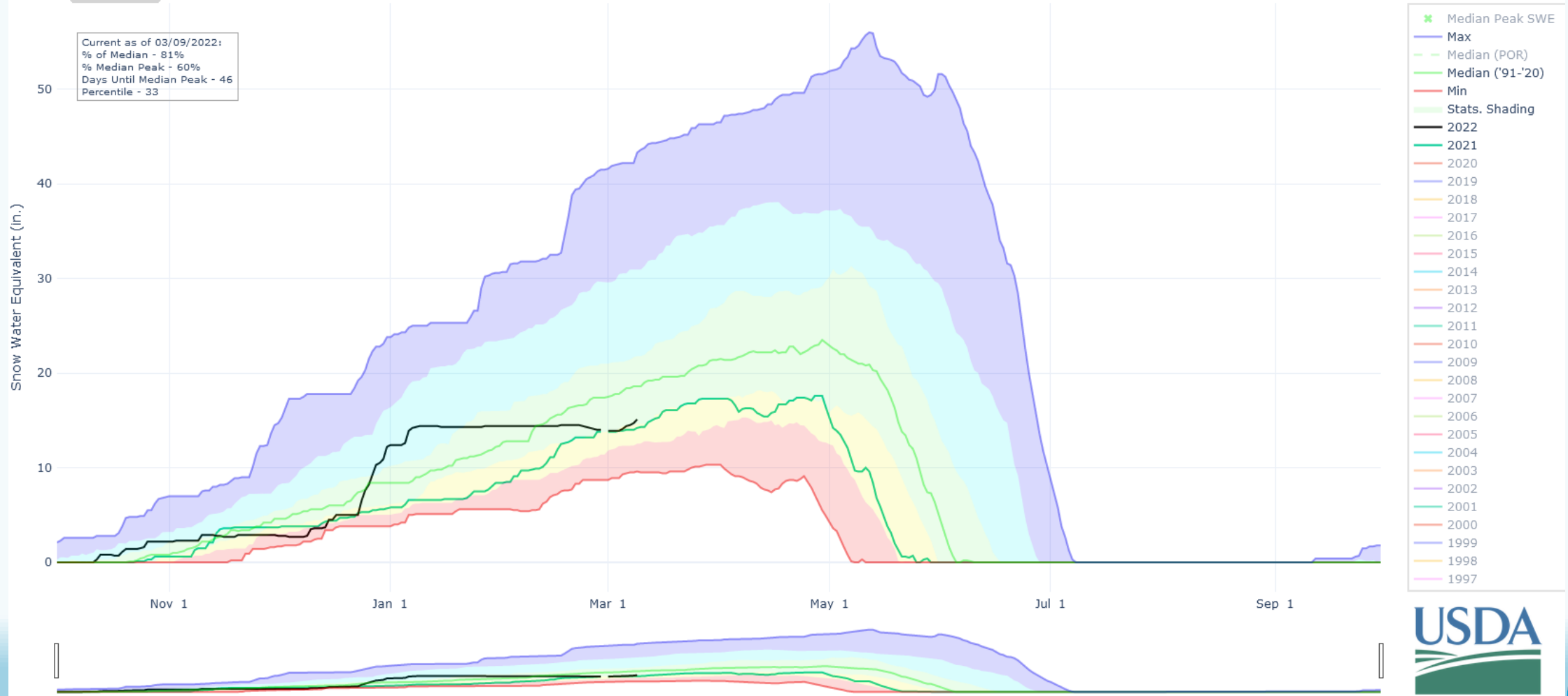
# Jordan Valley Water Conservancy Update– March 2022

## SNOW WATER EQUIVALENT AT TRIAL LAKE

Reset Range

Link to data: [CSV](#) / [JSON](#)

Current as of 03/09/2022:  
 % of Median - 81%  
 % Median Peak - 60%  
 Days Until Median Peak - 46  
 Percentile - 33



Statistical shading breaks at 10th, 30th, 50th, 70th, and 90th Percentiles  
 or more information visit: [30-Year Hydroclimatic Normals](#)



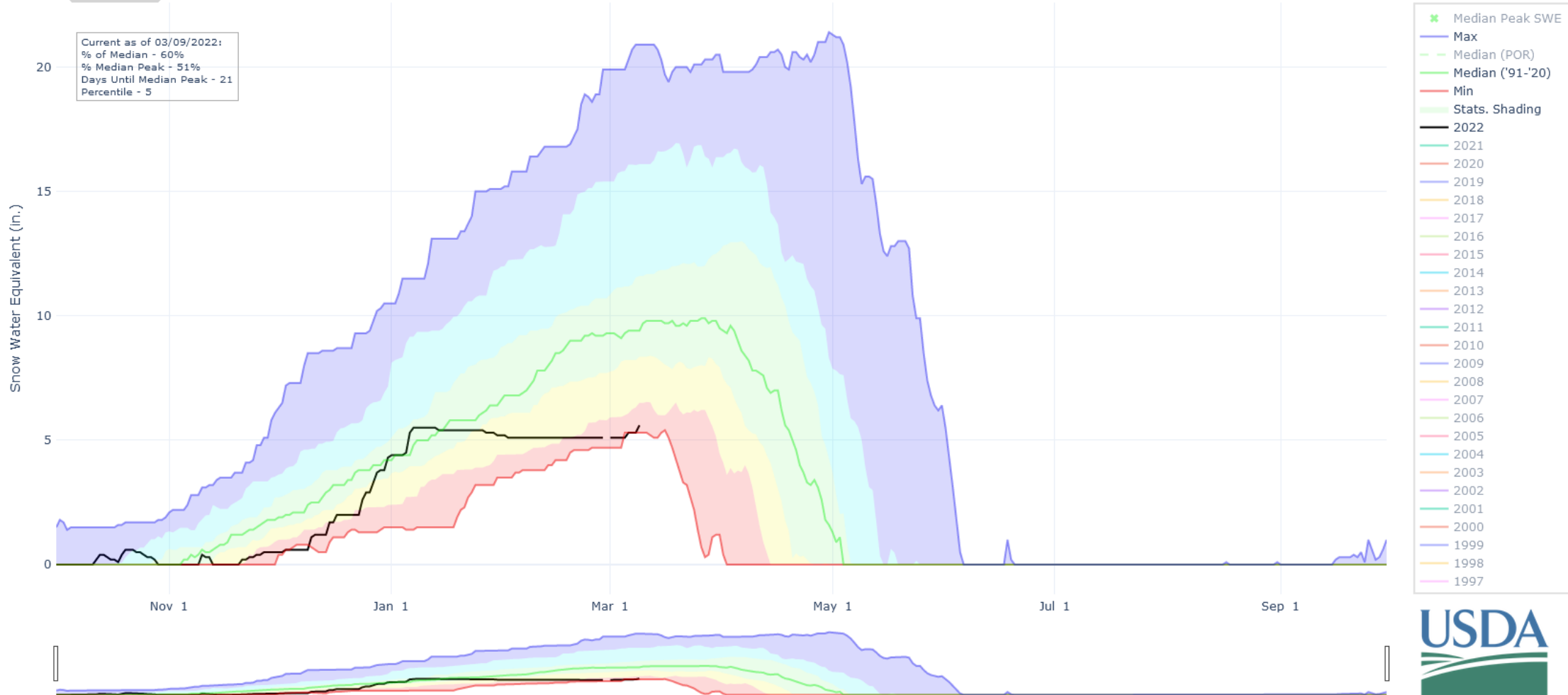
# Jordan Valley Water Conservancy Update— March 2022

## SNOW WATER EQUIVALENT AT BEAVER DIVIDE

Reset Range

[Link to data: CSV / JSON](#)

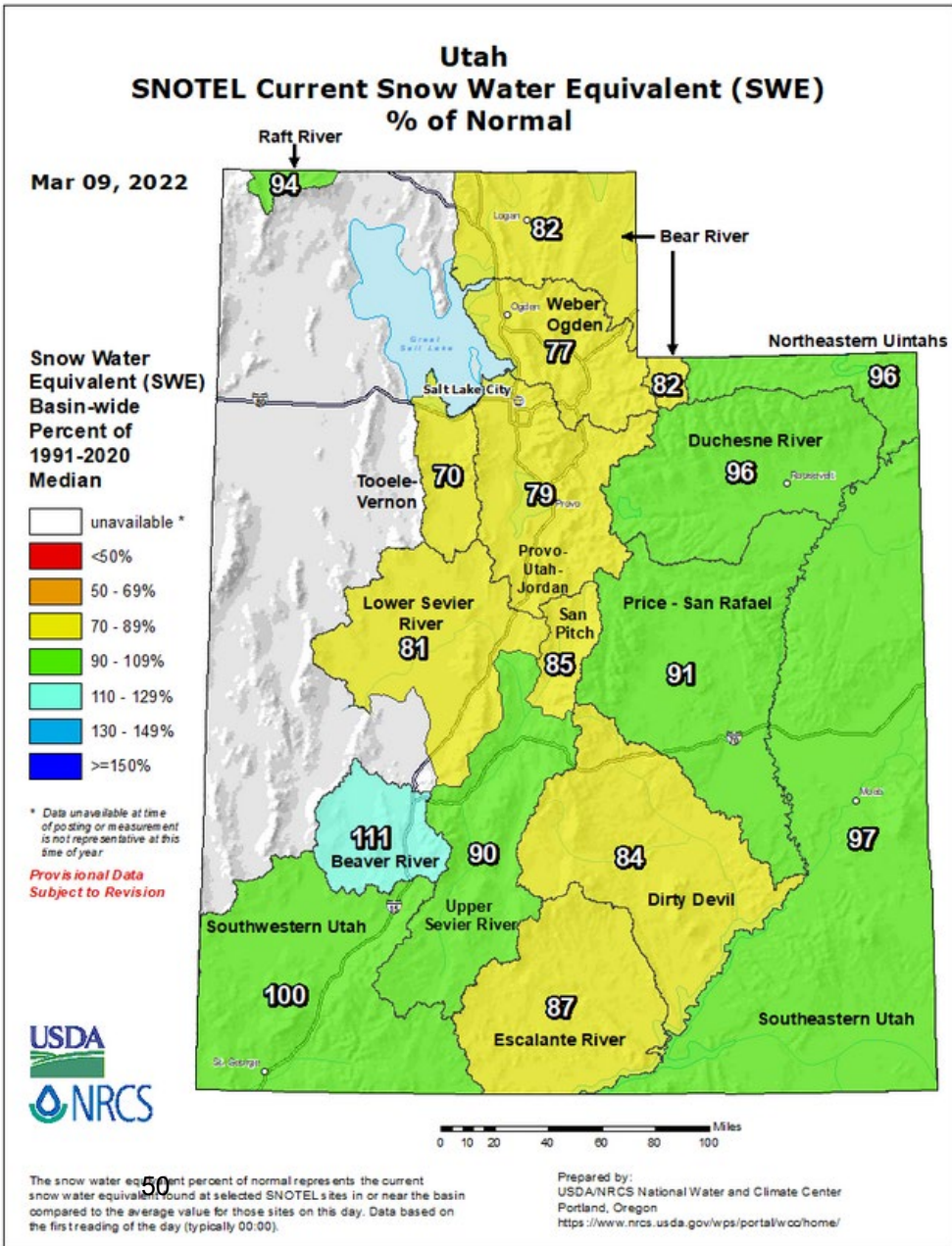
Current as of 03/09/2022:  
% of Median - 60%  
% Median Peak - 51%  
Days Until Median Peak - 21  
Percentile - 5



Statistical shading breaks at 10th, 30th, 50th, 70th, and 90th Percentiles  
For more information visit: [30-Year Hydroclimatic Normals](#)



# Jordan Valley Water Conservancy Update— March 2022



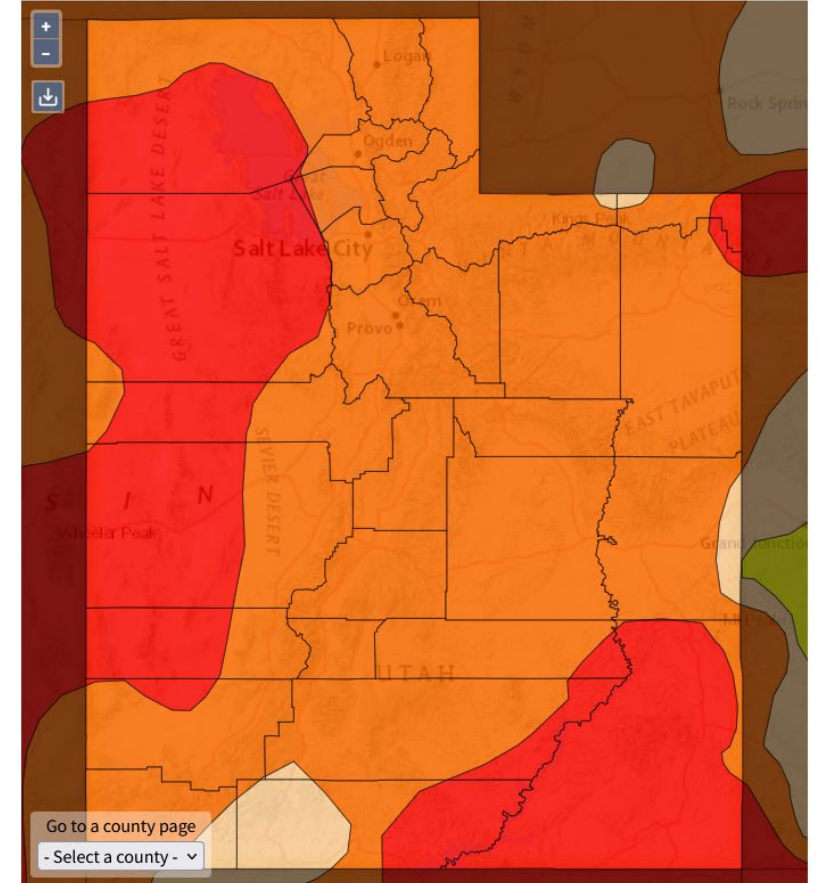
Current Last Week Last Month

The U.S. Drought Monitor (USDM) is updated each Thursday to show the location and intensity of drought across the country. This map shows drought conditions across Utah using a five-category system, from Abnormally Dry (D0) conditions to Exceptional Drought (D4). The USDM is a joint effort of the National Drought Mitigation Center, USDA, and NOAA. [Learn more.](#)

The following state-specific drought impacts were compiled by the [National Drought Mitigation Center](#). While these impacts are not exhaustive, they can help provide a clearer picture of drought in Utah.

	<b>D0 - Abnormally Dry</b>	<b>100.0%</b> of UT (D0-D4)
	<ul style="list-style-type: none"> <li>Dryland crops are struggling</li> <li>Water for cattle is limited</li> </ul>	
	<b>D1 - Moderate Drought</b>	<b>100.0%</b> of UT (D1-D4)
	<ul style="list-style-type: none"> <li>Soil moisture is low; winter wheat germination is poor</li> <li>Feed for cattle is limited</li> <li>Springs are drying</li> </ul>	
	<b>D2 - Severe Drought</b>	<b>96.9%</b> of UT (D2-D4)
	<ul style="list-style-type: none"> <li>Pasture and water is inadequate for cattle; ranching management practices change</li> <li>Air quality is poor; dust is a problem</li> <li>Streams and ponds are dry</li> </ul>	
	<b>D3 - Extreme Drought</b>	<b>33.7%</b> of UT (D3-D4)
	<ul style="list-style-type: none"> <li>Fire danger increases; fire bans on public land are implemented</li> <li>Native vegetation is stressed</li> <li>Streamflow is low</li> </ul>	
	<b>D4 - Exceptional Drought</b>	<b>0.0%</b> of UT (D4)
	<ul style="list-style-type: none"> <li>Fire restrictions increase</li> <li>Irrigation water allotments are cut</li> </ul>	

Source(s): NDMC, NOAA, USDA



Updates Weekly - 03/01/22



GRANGER-HUNTER  
IMPROVEMENT DISTRICT

# CENTRAL VALLEY WATER RECLAMATION FACILITY REVIEW





# Central Valley Water Reclamation Update– March 2022

## Central Valley Water Reclamation Facility Monthly Cost Summary January 31, 2022

Description	Monthly Costs	O & M Monthly			
		Member Entity	Capital %	Average %	Pretreatment %
Facility Operation	1,991,388	Cottonwood	15.6537%	15.8218%	2.26%
Pretreatment Field	83,805	Mt Olympus	24.3012%	24.8886%	15.96%
Entity Lab Work	6,516	Granger-Hunter	25.6526%	24.7401%	35.24%
Net Lab Costs	78,132	Kearns	10.8618%	10.8564%	2.26%
Bond Trust Payment	1,233,671	Murray	7.7608%	7.7769%	14.97%
Bond/Cash Capital 2021C	1,916,105	South Salt Lake	4.8929%	4.9270%	27.61%
State Loan	1,082,850	Taylorville-Ben	10.8770%	10.9892%	1.70%
Pay-as-you-go CIP	481,825		100.0000%	100.0000%	100.0000%
	<b>6,874,292</b>				

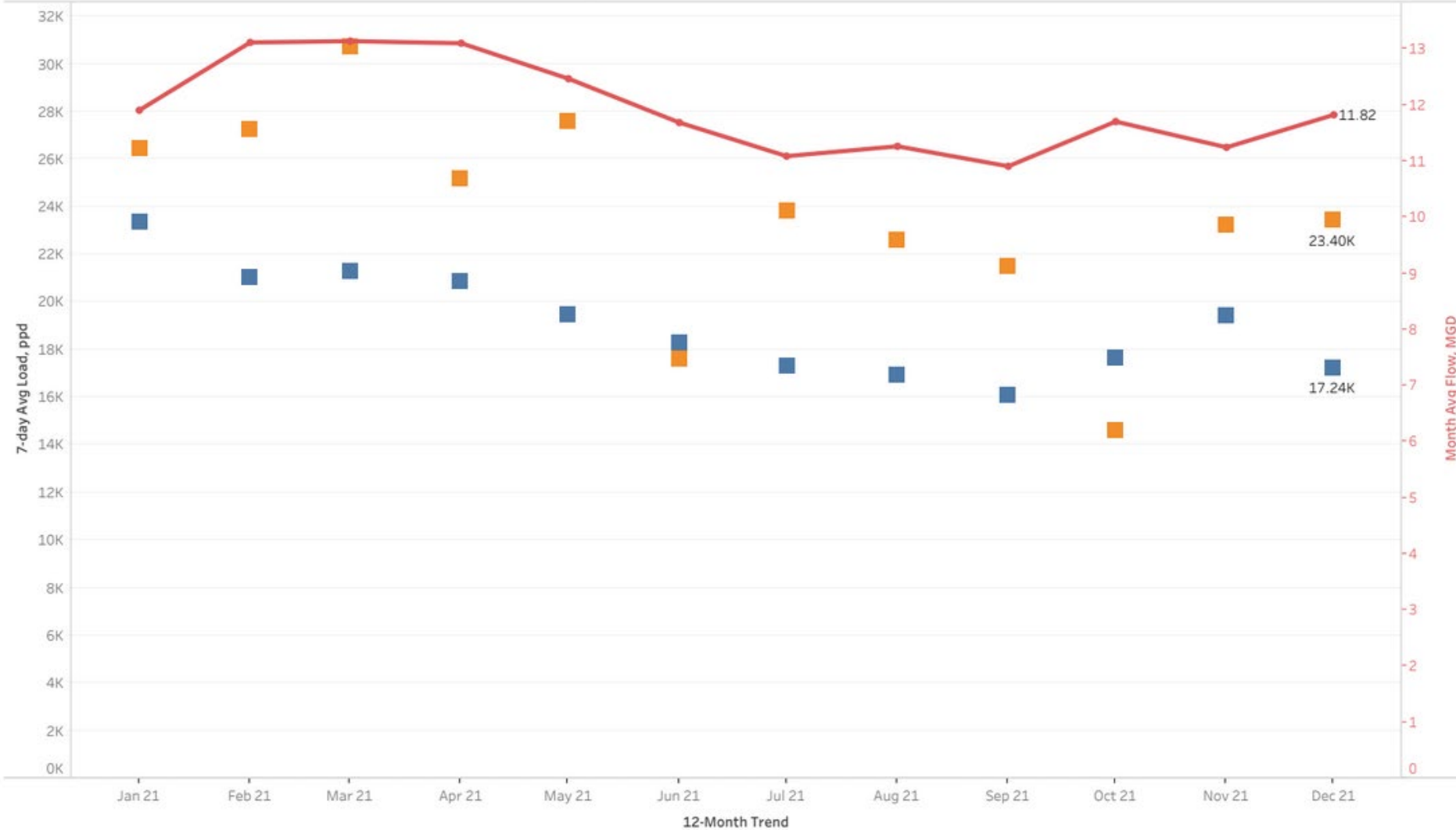
Calculation	Description	Mount					Taylorville-		Total
		Cottonwood	Olympus	Granger-Hunter	Kearns	Murray	South Salt Lake	Bennion	
Monthly flows % (Table 5)	Facility Operation	315,073.43	495,628.59	492,671.38	216,193.05	154,868.25	98,115.69	218,837.61	1,991,388.00
Directly reimbursable costs	Pretreatment Field	1,893.99	13,375.28	29,532.88	1,893.99	12,545.61	23,138.56	1,424.69	83,805.00
Directly reimbursable costs	Entity Lab Work	120.00	795.00	1,566.00	105.00	720.00	300.00	2,910.00	6,516.00
Monthly flows % (Table 5)	Net Lab Costs	12,361.89	19,445.96	19,329.93	8,482.32	6,076.25	3,849.56	8,586.09	78,132.00
	<b>Total O &amp; M</b>	<b>329,449.31</b>	<b>529,244.83</b>	<b>543,100.19</b>	<b>226,674.36</b>	<b>174,210.11</b>	<b>125,403.81</b>	<b>231,758.39</b>	<b>2,159,841.00</b>
	2021C Bond Entity Draws (Do not pay)	299,941.33	465,636.51	491,530.75	208,123.49	148,705.08	-	208,414.74	1,822,351.90
	State Loan Draws (Do not pay)	169,506.09	263,145.54	277,779.18	117,617.00	84,037.82	-	117,781.59	1,029,867.22
	State Loan SSL	-	-	-	-	-	52,982.77	-	52,982.77
	Cash Entity Capital	-	-	-	-	-	93,753.10	-	93,753.10
	Monthly CIP (pay-as-you-go)	75,423.44	117,089.26	123,600.64	52,334.87	37,393.47	23,575.22	52,408.11	481,825.01
	2017 A & B Bond Trust Payments	49,523.27	-	89,304.46	40,920.00	25,298.59	15,636.68	-	220,683.00
	2019A Bond Trust Payments	57,770.75	-	104,177.57	36,069.03	29,511.65	-	-	227,529.00
	2020A Loan DSRF Payments	6,331.30	10,148.88	11,417.08	3,952.92	3,234.29	-	4,498.53	39,583.00
	2020A Loan DS Payments	5,478.29	8,781.53	9,878.86	3,420.34	2,798.53	-	3,892.44	34,249.99
	2021A Bank of Utah	19,153.09	30,701.93	34,538.46	11,958.16	9,784.23	6,047.45	13,608.68	125,792.00
	2021B Bond Trust Payments	20,748.01	33,258.55	37,414.56	12,953.95	10,598.98	6,551.04	14,741.91	136,267.00
	2021C Bond Trust Payments	71,908.24	115,266.73	129,670.41	44,895.56	36,733.67	-	51,092.40	449,567.01
	<b>Total Entity Bill for Month</b>	<b>635,785.70</b>	<b>844,491.71</b>	<b>1,083,102.23</b>	<b>433,179.19</b>	<b>329,563.52</b>	<b>323,950.07</b>	<b>372,000.46</b>	<b>4,022,072.88</b>

Member Entity	2017A Bond %	2017B Bond %	2019A Bond %	2020A Loan %	2021A Bond %	2021B Bond %	2020C Bond %
Cottonwood	27.5492%	0.00%	25.3905%	15.9950%	15.2260%	15.2260%	15.9950%
Mt Olympus	0.00%	0.00%	0.0000%	25.6395%	24.4069%	24.4069%	25.6395%
Granger-Hunter	49.6790%	0.00%	45.7865%	28.8434%	27.4568%	27.4568%	28.8434%
Kearns	0.00%	100.00%	15.8525%	9.9864%	9.5063%	9.5063%	9.9864%
Murray	14.0733%	0.00%	12.9705%	8.1709%	7.7781%	7.7781%	8.1709%
South Salt Lake	8.6985%	0.00%	0.0000%	0.0000%	4.8075%	4.8075%	0.0000%
Taylorville-Ben	0.00%	0.00%	0.0000%	11.3648%	10.8184%	10.8184%	11.3648%
	100.0000%	100.00%	100.0000%	100.0000%	100.0000%	100.0000%	100.0000%



# Central Valley Water Reclamation Update– March 2022

Granger-Hunter Monthly Flow and Load



- Measure Names**
- Sum of Monthly Avg Entity Flows
  - 7-day Avg BOD load
  - 7-day Avg TSS load

# OUR OPERATIONS

- RESOLUTION 3-15-22.1
- GHID EARTHQUAKE INSURANCE APPROVAL
- FEBRUARY 2022 FINANCIAL REPORT
- FEBRUARY 2022 PAID INVOICE REPORT
- WATER MAINTENANCE REPORT
- WASTEWATER MAINTENANCE REPORT
- MUNICIPAL WASTEWATER PLANNING PROGRAM REPORT
- WATER SUPPLY REVIEW
- CAPITAL PROJECTS UPDATE
- ENGINEERING DEPARTMENT UPDATE



DATE: March 10, 2022

TO: Board of Trustees of Granger-Hunter Improvement District

FROM: Austin Ballard, Controller

SUBJECT: Change of Zions Bank Operating and Sweep account signature card

---

To fund the day-to-day operations and collect customer payments, the District has an operating and sweep account with Zions Bank. Currently there are five authorized individuals who are signers on those accounts: Debra Armstrong, Corey Rushton, Russell Sanderson, Jason Helm and Austin Ballard. During the transition of Mr. Sanderson's resignation and the appointment of Roger Nordgren mid-2021, I did not think to remove Mr. Sanderson from the signature card at Zions Bank. To avoid this issue in the future, I have created a board member/senior management termination/new hire checklist of things to go through to verify what records need to change. By going through the checklist this will help identify the various account authorizations and make sure to remove/add the appropriate individuals moving forward.

At our March 15, 2022, Board meeting, we will present Resolution 3-15-22.1 to change the authorized signers on the Zions Bank Operating and Sweep accounts to have the three Board Members, Jason Helm and Austin Ballard as authorized signers on the operating and sweep account. If you approve of the resolution, we also request that you authorize the individuals to fill out and remit the updated signature card to the bank.

Thank you for your consideration of this item.

# Resolution of the Board of Trustees

Resolution No. 3-15-22.1

## REPLACING THE PUBLIC ENTITY RESOLUTION FOR AUTHORIZED SIGNERS ON THE GRANGER-HUNTER IMPROVEMENT DISTRICT ZIONS BANK OPERATING AND SWEEP ACCOUNTS

WHEREAS, the Board of Trustees of the Granger-Hunter Improvement District (“the District”) had previously authorized Debra Armstrong, Corey Rushton, Russell Sanderson, Jason Helm and Austin Ballard to be signers on the District’s Zions Bank operating and sweep accounts;

WHEREAS, Russell Sanderson is no longer a trustee of the District;

WHEREAS, it is recommended to appoint a new account signer for Russell Sanderson;

NOW THEREFORE, BE IT RESOLVED as follows:

1. The Granger-Hunter Improvement District Board of Trustees removes Russell Sanderson as an authorized signer on the District’s Zions Bank operating and sweep accounts.
2. The Granger-Hunter Improvement District Board of Trustees authorizes the addition of Roger Nordgren as a signer on the District’s Zions Bank operating and sweep accounts.
3. This Resolution shall take effect upon authorized execution.

PASSED, ADOPTED and APPROVED this 15<sup>th</sup> day of March, 2022.

\_\_\_\_\_  
Debra K. Armstrong, Chair of the Board of Trustees

ATTEST:

\_\_\_\_\_  
Austin Ballard, District Clerk



# EXCESS EARTHQUAKE & FLOOD INSURANCE RENEWAL



# Excess Earthquake & Flood Insurance Renewal



1. Coverage Type: Excess Earthquake & Flood
2. Coverage Term: 1/23/22 to 1/23/23
3. Vertical Asset Insured amounts: \$66.4 million
4. Premium: \$107,054 per current statement of values
5. Budgeted amount: \$95,232
  - \$11,822 higher than budgeted premium. Will be covered by the budgeted \$100,000 self-insurance line item.

Approval Requested: Consider approval of the District's earthquake insurance premiums in the amount of \$107,054.32 to Utah Local Governments Trust.

# FEBRUARY 2022 FINANCIAL REPORT




**GRANGER-HUNTER**  
 IMPROVEMENT DISTRICT

**REVENUES**

	Actual 2/28/2021	Amended Budget 2021	% of Budget	Actual 2/28/2022	Budget 2022	% of Budget
<b>REVENUES</b>						
<b>Operating Revenues:</b>						
Water Sales	\$ 1,369,887	\$ 19,884,000	6.9%	\$ 1,402,114	\$ 21,276,000	6.6%
Sewer Service Charges	1,233,581	11,677,000	10.6%	1,433,268	13,779,000	10.4%
Central Valley Assessmt	449,033	2,700,000	16.6%	450,474	2,700,000	16.7%
Engineering Fees	(26)	7,000	-0.4%	9,225	7,000	131.8%
Connection fees	8,418	40,000	21.0%	4,852	40,000	12.1%
Inspection	16,918	55,000	30.8%	19,357	55,000	35.2%
Delinquent/Turn-on Fees	595	35,000	1.7%	8,075	35,000	23.1%
Conservation Grant	2,446	41,300	5.9%	626	51,000	1.2%
Total Operating Revenue	<u>3,080,852</u>	<u>34,439,300</u>	8.9%	<u>3,327,991</u>	<u>37,943,000</u>	8.8%
<b>Property Tax Revenue:</b>						
Property Tax	7,310	3,400,000	0.2%	8,684	4,974,000	0.2%
Motor Vehicle	17,341	250,000	6.9%	16,097	260,000	6.2%
Personal Property	557	325,000	0.2%	1,306	392,000	0.3%
Delinquent Tax/Interest	2,108	80,000	2.6%	1,181	80,000	1.5%
Tax Increment for RDA	-	200,000	0.0%	-	170,000	0.0%
Total Property Tax Revenue	<u>27,316</u>	<u>4,255,000</u>	0.6%	<u>27,268</u>	<u>5,876,000</u>	0.5%
<b>Non-operating Revenue:</b>						
Impact Fees - Water	147,304	450,000	32.7%	53,313	500,000	10.7%
Impact Fees - Sewer	90,012	200,000	45.0%	36,737	275,000	13.4%
Interest	22,160	250,000	8.9%	16,793	125,000	13.4%
Sale of Surplus Equipment	223	40,000	0.6%	-	40,000	0.0%
Other	25,224	120,000	21.0%	10,943	120,000	9.1%
Total Non-operating Revenue	<u>284,923</u>	<u>1,060,000</u>	26.9%	<u>117,786</u>	<u>1,060,000</u>	11.1%
<b>Total Revenues</b>	<u>\$ 3,393,091</u>	<u>\$ 39,754,300</u>	8.5%	<u>\$ 3,473,045</u>	<u>\$ 44,879,000</u>	7.7%

\*Differences in 2021 figures are due to removal of accruals made for 2021 Board Meetings

*Percent of Year Completed:* 16.67%



**GRANGER-HUNTER**  
IMPROVEMENT DISTRICT

**EXPENSES**

	Actual 2/28/2021	Amended Budget 2021	% of Budget	Actual 2/28/2022	Budget 2022	% of Budget
<b>EXPENSES</b>						
<b>Payroll Wages:</b>						
Salaries & Wages	\$ 568,126	\$ 4,893,240	11.6%	\$ 582,983	\$ 5,175,735	11.3%
Overtime Wages	7,452	175,000	4.3%	10,823	150,000	7.2%
On-call Pay	8,277	71,280	11.6%	8,011	71,280	11.2%
Incentive Pay	455	15,000	3.0%	714	4,000	17.9%
Vehicle Allowance	668	9,000	7.4%	870	7,200	12.1%
Other/OPEB	-	250,000	0.0%	-	21,450	0.0%
Clothing Allowance	-	21,450	0.0%	-	40,000	0.0%
<i>Total Payroll Wages</i>	<u>584,978</u>	<u>5,434,970</u>	<u>10.8%</u>	<u>603,401</u>	<u>5,469,665</u>	<u>11.0%</u>
<b>Payroll Benefits:</b>						
State Retirement Plan	102,172	947,920	10.8%	105,714	990,339	10.7%
401K Plan	67,521	594,210	11.4%	69,705	627,040	11.1%
Health/Dental Insurance	429,078	1,687,023	25.4%	415,603	1,825,000	22.8%
Medicare	8,323	72,730	11.4%	8,580	76,367	11.2%
Workers Compensation Ins	7,140	40,000	17.9%	7,901	40,000	19.8%
Life/LTD/LTC Insurance	23,530	75,000	31.4%	7,004	68,400	10.2%
State Unemployment	-	10,000	0.0%	-	5,000	0.0%
<i>Total Payroll Benefits</i>	<u>637,764</u>	<u>3,426,883</u>	<u>18.6%</u>	<u>614,507</u>	<u>3,632,146</u>	<u>16.9%</u>
<b>Operations &amp; Maintenance:</b>						
Repair & Replacement	51,552	801,400	6.4%	40,201	1,182,300	3.4%
Building & Grounds	11,434	82,450	13.9%	13,757	79,450	17.3%
Vehicle Maint & Fuel	24,744	193,680	12.8%	21,832	286,390	7.6%
Vehicle Lease	46,208	225,800	20.5%	22,459	118,000	19.0%
Tools & Supplies	6,974	89,750	7.8%	17,767	67,957	26.1%
Water Purchases	403,174	10,717,260	3.8%	956,152	10,824,567	8.8%
Treatment Chemicals	984	41,300	2.4%	1,002	43,500	2.3%
Water Lab Testing Fees	1,711	66,500	2.6%	771	74,500	1.0%
Utilities	5,168	905,000	0.6%	6,420	923,900	0.7%
<i>Total O&amp;M</i>	<u>551,949</u>	<u>13,123,140</u>	<u>4.2%</u>	<u>1,080,361</u>	<u>13,600,564</u>	<u>7.9%</u>
<b>CVWRF:</b>						
Facility Operations	592,733	5,517,471	10.7%	492,671	5,546,334	8.9%
Project Betterments	36,715	1,748,831	2.1%	123,601	1,660,415	7.4%
Interceptor Monitoring	-	-	0.0%	-	-	0.0%
Pre-treatment Field	27,754	286,024	9.7%	29,533	363,160	8.1%
Laboratory	22,224	251,563	8.8%	20,896	274,019	7.6%
CVW Debt Service	207,296	3,311,053	6.3%	416,401	6,522,160	6.4%
<i>Total CVWRF</i>	<u>\$ 886,722</u>	<u>\$ 11,114,942</u>	<u>8.0%</u>	<u>\$ 1,083,102</u>	<u>\$ 14,366,088</u>	<u>7.5%</u>

\*Differences in 2021 figures are due to accruals made for 2021 Board Meetings





	Actual 2/28/2021	Budget 2021	% of Budget	Actual 2/28/2022	Budget 2022	% of Budget
<b>General &amp; Administrative:</b>						
Office Supplies/Printing	\$ 6,473	\$ 27,840	23.3%	\$ 3,500	\$ 24,210	14.5%
Postage & Mailing	12,680	155,550	8.2%	12,929	155,775	8.3%
General Administrative	5,864	133,810	4.4%	11,668	76,660	15.2%
Computer Supplies	123,581	471,167	26.2%	56,424	473,660	11.9%
General Insurance	258,507	360,595	71.7%	87,084	394,830	22.1%
Utilities	4,864	95,500	5.1%	6,750	87,288	7.7%
Telephone	7,613	113,600	6.7%	9,566	127,200	7.5%
Training & Education	4,570	97,475	4.7%	11,182	102,500	10.9%
Safety	1,937	40,620	4.8%	3,874	41,425	9.4%
Legal fees	5,793	54,000	10.7%	-	53,000	0.0%
Auditing Fees	-	12,000	0.0%	-	12,000	0.0%
Professional Consulting	9,893	347,400	2.8%	13,775	156,500	8.8%
Public Relations/Conservation	-	98,500	0.0%	1,520	87,500	1.7%
Banking & Bonding	42,293	332,900	12.7%	49,600	337,280	14.7%
Payments to Other Gov't Agencies	-	-	0.0%	32,248	171,000	18.9%
Admin Contingency	-	180,000	0.0%	-	180,000	0.0%
<i>Total General Administrative</i>	<u>484,068</u>	<u>2,520,957</u>	<u>19.2%</u>	<u>300,120</u>	<u>2,480,828</u>	<u>12.1%</u>
<b>Total Operating Expenses</b>	<u>3,145,481</u>	<u>35,620,892</u>	<u>8.8%</u>	<u>3,681,491</u>	<u>39,549,291</u>	<u>9.3%</u>
<b>Net Operating Revenues</b>	<u>247,610</u>	<u>4,133,408</u>	<u>6.0%</u>	<u>(208,446)</u>	<u>5,329,709</u>	<u>-3.9%</u>
<b>Indirect Operating Expenses:</b>						
Depreciation	-	8,000,000	0.0%	-	8,250,000	0.0%
RDA Pass-Through	-	200,000	0.0%	-	170,000	0.0%
<i>Total Indirect Operating Exp</i>	<u>-</u>	<u>8,200,000</u>	<u>0.0%</u>	<u>-</u>	<u>8,420,000</u>	<u>0.0%</u>
<b>Equipment and Infrastructure:</b>						
Infrastructure	489,167	21,142,000	2.3%	477,689	36,358,000	1.3%
New Vehicles & Equipment	25,228	625,810	4.0%	106,875	728,660	14.7%
<i>Total Equipment</i>	<u>514,395</u>	<u>21,767,810</u>	<u>2.4%</u>	<u>584,564</u>	<u>37,086,660</u>	<u>1.6%</u>
<b>Debt Service:</b>						
Bond Interest and Fees	34,762	207,388	16.8%	35,710	703,278	5.1%
Bond Principal Pmt ('21 Bond)	295,000	311,000	94.9%	321,000	321,000	100.0%
Bond Princ Pmt (2019 DEQ)	532,000	532,000	100.0%	-	753,000	0.0%
<i>Total Debt Service</i>	<u>861,762</u>	<u>1,050,388</u>	<u>82.0%</u>	<u>356,710</u>	<u>1,777,278</u>	<u>20.1%</u>
<b>Total Equip &amp; Debt Service</b>	<u>1,376,157</u>	<u>22,818,198</u>	<u>6.0%</u>	<u>941,274</u>	<u>38,863,938</u>	<u>2.4%</u>
<b>Net Revenues</b>	<u>(1,128,547)</u>	<u>(26,884,790)</u>	<u>4.2%</u>	<u>(1,149,720)</u>	<u>(41,954,229)</u>	<u>2.7%</u>
<b>Infrastructure and Debt</b>						
Add back Depreciation	-	8,000,000	0.0%	-	8,250,000	0.0%
Add back Infrastructure	489,167	21,142,000	2.3%	477,689	36,358,000	1.3%
<b>Net Revenues, net of Infr &amp; Depr</b>	<u>\$ (639,380)</u>	<u>\$ 2,257,210</u>	<u>-28.3%</u>	<u>\$ (672,031)</u>	<u>\$ 2,653,771</u>	<u>-25.3%</u>

\*Differences in 2021 figures are due to accruals made for 2021 Board Meetings

# FEBRUARY 2022 PAID INVOICE REPORT



VENDOR I.D.	NAME	STATUS	CHECK DATE	AMOUNT	DISCOUNT	CHECK NO	CHECK STATUS	CHECK AMOUNT
0001	US TREASURY							
I-T1 202202016633	FEDERAL WITHHOLDING	D	2/01/2022			001415		
01 23010	FEDERAL W/H & MEDICARE PAYABLE	FEDERAL WITHHOLDING		15,975.16				
I-T4 202202016633	MEDICARE WITHHOLDING	D	2/01/2022			001415		
01 23010	FEDERAL W/H & MEDICARE PAYABLE	MEDICARE WITHHOLDING		2,716.56				
01 500150	MEDICARE	MEDICARE WITHHOLDING		2,716.56				21,408.28
2532	HEALTHEQUITY INC							
I-HSB202202016633	HEALTH SAVINGS ACCOUNT	D	2/01/2022			001416		
01 22090	CAFETERIA PLAN PAYABLE	HEALTH SAVINGS ACCOU		4,234.73				
01 500130	HEALTH INSURANCE	HEALTH SAVINGS ACCOU		2,500.00				6,734.73
4640	UTAH RETIREMENT SYSTEMS							
I-2DC202202016633	TIER 2 DEFINED CONTRIBUTION	D	2/01/2022			001417		
01 500110	STATE RETIREMENT PLAN	TIER 2 DEFINED CONTR		1,081.07				
I-2HY202202016633	TIER 2 HYBRID CONTRIBUTION	D	2/01/2022			001417		
01 500110	STATE RETIREMENT PLAN	TIER 2 HYBRID CONTRI		11,228.77				
I-45%202202016633	457 CONTRIBUTION %	D	2/01/2022			001417		
01 22040	RETIREMENT CONTRIB PAYABLE	457 CONTRIBUTION %		149.52				
I-457202202016633	457 CONTRIBUTION AMOUNT	D	2/01/2022			001417		
01 22040	RETIREMENT CONTRIB PAYABLE	457 CONTRIBUTION AMO		115.00				
I-45B202202016633	457 CONTRIB - BOARD	D	2/01/2022			001417		
01 500120	401K PLAN EXPENSE	457 CONTRIB - BOARD		103.34				
I-45T202202016633	457 CONTRIB - TIER 2	D	2/01/2022			001417		
01 500120	401K PLAN EXPENSE	457 CONTRIB - TIER 2		51.67				
I-4K202202016633	401(K) \$ TIER 2 EMP CONTRIB	D	2/01/2022			001417		
01 22040	RETIREMENT CONTRIB PAYABLE	401(K) \$ TIER 2 EMP		20.00				
I-4KP202202016633	401(K) % CONTRIBUTION AMOUNT	D	2/01/2022			001417		
01 22040	RETIREMENT CONTRIB PAYABLE	401(K) % CONTRIBUTIO		193.62				
I-DC4202202016633	TIER 2 DC 401K	D	2/01/2022			001417		
01 500110	STATE RETIREMENT PLAN	TIER 2 DC 401K		1,615.93				
I-HY4202202016633	TIER 2 HYBRID 401K	D	2/01/2022			001417		
01 500110	STATE RETIREMENT PLAN	TIER 2 HYBRID 401K		433.23				
I-RT202202016633	TIER 2 ROTH IRA CONTRIB AMOUNT	D	2/01/2022			001417		
01 22040	RETIREMENT CONTRIB PAYABLE	TIER 2 ROTH IRA CONT		610.00				
I-RTH202202016633	ROTH IRA CONTRIBUTION AMNT	D	2/01/2022			001417		
01 22040	RETIREMENT CONTRIB PAYABLE	ROTH IRA CONTRIBUTIO		430.00				
I-T24202202016633	TIER 2 - 457 CONTRIB	D	2/01/2022			001417		
01 22040	RETIREMENT CONTRIB PAYABLE	TIER 2 - 457 CONTRIB		5.00				
I-USR202202016633	UT STATE RET CONTRIBUTION	D	2/01/2022			001417		
01 500110	STATE RETIREMENT PLAN	UT STATE RET CONTRIB		19,125.93				35,163.08
2188	FERGUSON ENTERPRISES, INC							
C-CM105014	Emergency Repair Parts	D	2/02/2022			001418		
01 530210	REPAIR SUPPLIES - CONST	Emergency Repair Par		173.11CR				
I-1158178	Fire Hydrants	D	2/02/2022			001418		
01 520920	INFRASTRUCTURE PURCHASES	Fire Hydrants		14,477.76				
I-1162153-2	WS 19-C 2200 w Capital	D	2/02/2022			001418		

VENDOR I.D.	NAME	STATUS	CHECK DATE	AMOUNT	DISCOUNT	CHECK NO	CHECK STATUS	CHECK AMOUNT
2188	FERGUSON ENTERPRISES, CONT							
I-1162153-2	WS 19-C 2200 w Capital	D	2/02/2022			001418		
01 520920-19C	2200 W WATERLINE PROJECT	WS 19-C 2200 w Capit		13,112.80				
I-1170370-1	Emergency Repair Parts	D	2/02/2022			001418		
01 530210	REPAIR SUPPLIES - CONST	Emergency Repair Par		181.81				
I-1171126-1	WS Emergency Repairs	D	2/02/2022			001418		
01 530210	REPAIR SUPPLIES - CONST	WS Emergency Repairs		267.00				
I-1174619	WS GHID Pipe R&R Capital	D	2/02/2022			001418		
01 520920	INFRASTRUCTURE PURCHASES	WS GHID Pipe R&R Cap		3,405.10				
I-1174710	Emergency Repair Parts	D	2/02/2022			001418		
01 530210	REPAIR SUPPLIES - CONST	Emergency Repair Par		1,050.24				
I-1174894	Emergency Repair Parts	D	2/02/2022			001418		
01 530210	REPAIR SUPPLIES - CONST	Emergency Repair Par		467.60				
I-1174988	Emergency Repair Parts	D	2/02/2022			001418		
01 530210	REPAIR SUPPLIES - CONST	Emergency Repair Par		637.47				
I-1175094	Emergency Repair Parts	D	2/02/2022			001418		
01 530210	REPAIR SUPPLIES - CONST	Emergency Repair Par		124.04				
I-1175199	WS Emergency Repairs	D	2/02/2022			001418		
01 530210	REPAIR SUPPLIES - CONST	WS Emergency Repairs		1,848.00				
I-1175484	WS Captial Improvments	D	2/02/2022			001418		
01 520920	INFRASTRUCTURE PURCHASES	WS Captial Improvmen		55,104.00				
I-1176109	Emergency Repair Parts	D	2/02/2022			001418		
01 530210	REPAIR SUPPLIES - CONST	Emergency Repair Par		954.80				
							91,457.51	Infrastructure/inventory purchases
2400	GRANGER HUNTER IMP DIST							
I-202202016637	GHID-4 JAN 2022	D	2/02/2022			001419		
01 510460	UTILITIES - ADMIN	GHID-4 JAN 2022		1,122.37				
01 530280	UTILITIES - WATER/OPS	GHID-4 JAN 2022		93.10				
01 550280	UTILITIES - WW	GHID-4 JAN 2022		59.00				
I-202202016640	GHID-3 JAN 2022	D	2/02/2022			001419		
01 530280	UTILITIES - WATER/OPS	GHID-3 JAN 2022		117.00				
01 550280	UTILITIES - WW	GHID-3 JAN 2022		50.00				1,441.47
1267	APELLO							
I-110166-01 FEB 2022	FEB 2022 ANSWERING SERVICE	D	2/09/2022			001420		
01 510470	TELEPHONE	FEB 2022 ANSWERING S		554.00				554.00
2400	GRANGER HUNTER IMP DIST							
I-202202096646	GHID-1 JAN 2022	D	2/09/2022			001421		
01 530280	UTILITIES - WATER/OPS	GHID-1 JAN 2022		117.00				117.00
3040	MAGNA WATER CO							
I-202202086644	JAN 2022 SEWER CHARGES	D	2/09/2022			001422		
01 510591	PAYMENTS TO OTHER GOV AGENCIESHUNTER VILLAGE PH 17			2,235.75				
01 510591	PAYMENTS TO OTHER GOV AGENCIESHUNTER VILLAGE PH 16			596.20				
01 510591	PAYMENTS TO OTHER GOV AGENCIES7200 WEST SEWER			178.86				
01 510591	PAYMENTS TO OTHER GOV AGENCIESORCHARDVIEW SUBDIV			924.11				
01 510591	PAYMENTS TO OTHER GOV AGENCIESMAJESTIC VILLAS PASS			2,444.42				6,379.34

VENDOR I.D.	NAME	STATUS	CHECK DATE	AMOUNT	DISCOUNT	CHECK NO	CHECK STATUS	CHECK AMOUNT
3657	READY MADE CONCRETE							
I-122864	Cement for Repairs	D	2/09/2022			001423		
01 530210	REPAIR SUPPLIES - CONST	Cement	for Repairs	540.00				
I-123017	Cement for Repairs	D	2/09/2022			001423		
01 530210	REPAIR SUPPLIES - CONST	Cement	for Repairs	200.50				740.50
4880	WEST VALLEY CITY							
I-202202096645	JAN 2022 STRMWTR/ST LIGHTING	D	2/09/2022			001424		
01 510460	UTILITIES - ADMIN	2888 S	3600 W	387.00				
01 510460	UTILITIES - ADMIN	2824 S	3600 W	396.00				
01 550280	UTILITIES - WW	1247 W	2320 S A	6.00				
01 550280	UTILITIES - WW	1155 W	2320 S	9.00				
01 550280	UTILITIES - WW	1247 W	2320 S B	30.00				
01 550280	UTILITIES - WW	3100 S	DECKER LAKE D	30.00				
01 530280	UTILITIES - WATER/OPS	1460 W	3100 S	39.00				
01 530280	UTILITIES - WATER/OPS	1313 W	3300 S	21.00				
01 550280	UTILITIES - WW	1360 W	3100 S	6.00				
01 530280	UTILITIES - WATER/OPS	2117 W	2343 S (2359	72.00				
01 530280	UTILITIES - WATER/OPS	1629 W	2320 S	45.00				
01 550280	UTILITIES - WW	2250 S	CONSTITUTION	9.00				
01 530280	UTILITIES - WATER/OPS	4080 S	2200 W	21.00				
01 530280	UTILITIES - WATER/OPS	2386 S	3600 W	90.00				
01 530280	UTILITIES - WATER/OPS	4404 S	4800 W	63.00				
01 530280	UTILITIES - WATER/OPS	6551 W	4100 S	30.00				
01 550280	UTILITIES - WW	2149 W	3100 S	45.00				
01 550280	UTILITIES - WW	2557 S	5370 W	14.10				
01 530280	UTILITIES - WATER/OPS	4525 S	6000 W	21.00				
01 530280	UTILITIES - WATER/OPS	4381 S	NUGGET DR	24.00				
01 550280	UTILITIES - WW	2911 S	2910 W	9.00				
01 530280	UTILITIES - WATER/OPS	3222 S	CULTURAL CENT	39.00				
01 550280	UTILITIES - WW	2212 W	3100 S	36.00				1,442.10
0001	US TREASURY							
I-T1 202202156651	FEDERAL WITHHOLDING	D	2/15/2022			001425		
01 23010	FEDERAL W/H & MEDICARE PAYABLE	FEDERAL WITHHOLDING		16,184.79				
I-T4 202202156651	MEDICARE WITHHOLDING	D	2/15/2022			001425		
01 23010	FEDERAL W/H & MEDICARE PAYABLE	MEDICARE WITHHOLDING		2,739.11				
01 500150	MEDICARE	MEDICARE WITHHOLDING		2,739.11				21,663.01
2532	HEALTHEQUITY INC							
I-HSB202202156651	HEALTH SAVINGS ACCOUNT	D	2/15/2022			001426		
01 22090	CAFETERIA PLAN PAYABLE	HEALTH SAVINGS ACCOU		4,234.73				
01 500130	HEALTH INSURANCE	HEALTH SAVINGS ACCOU		1,000.00				5,234.73

VENDOR I.D.	NAME	STATUS	CHECK DATE	AMOUNT	DISCOUNT	CHECK NO	CHECK STATUS	CHECK AMOUNT
4640	UTAH RETIREMENT SYSTEMS							
I-2DC202202156651	TIER 2 DEFINED CONTRIBUTION	D	2/15/2022			001427		
01 500110	STATE RETIREMENT PLAN	TIER 2 DEFINED CONTR		1,081.07				
I-2HY202202156651	TIER 2 HYBRID CONTRIBUTION	D	2/15/2022			001427		
01 500110	STATE RETIREMENT PLAN	TIER 2 HYBRID CONTRI		11,710.52				
I-45%202202156651	457 CONTRIBUTION %	D	2/15/2022			001427		
01 22040	RETIREMENT CONTRIB PAYABLE	457 CONTRIBUTION %		149.52				
I-457202202156651	457 CONTRIBUTION AMOUNT	D	2/15/2022			001427		
01 22040	RETIREMENT CONTRIB PAYABLE	457 CONTRIBUTION AMO		115.00				
I-4K2202202156651	401(K) \$ TIER 2 EMP CONTRIB	D	2/15/2022			001427		
01 22040	RETIREMENT CONTRIB PAYABLE	401(K) \$ TIER 2 EMP		20.00				
I-4KP202202156651	401(K) % CONTRIBUTION AMOUNT	D	2/15/2022			001427		
01 22040	RETIREMENT CONTRIB PAYABLE	401(K) % CONTRIBUTIO		145.73				
I-DC4202202156651	TIER 2 DC 401K	D	2/15/2022			001427		
01 500110	STATE RETIREMENT PLAN	TIER 2 DC 401K		1,615.93				
I-HY4202202156651	TIER 2 HYBRID 401K	D	2/15/2022			001427		
01 500110	STATE RETIREMENT PLAN	TIER 2 HYBRID 401K		451.80				
I-RT2202202156651	TIER 2 ROTH IRA CONTRIB AMOUNT	D	2/15/2022			001427		
01 22040	RETIREMENT CONTRIB PAYABLE	TIER 2 ROTH IRA CONT		610.00				
I-RTH202202156651	ROTH IRA CONTRIBUTION AMNT	D	2/15/2022			001427		
01 22040	RETIREMENT CONTRIB PAYABLE	ROTH IRA CONTRIBUTIO		430.00				
I-T24202202156651	TIER 2 - 457 CONTRIB	D	2/15/2022			001427		
01 22040	RETIREMENT CONTRIB PAYABLE	TIER 2 - 457 CONTRIB		5.00				
I-USR202202156651	UT STATE RET CONTRIBUTION	D	2/15/2022			001427		
01 500110	STATE RETIREMENT PLAN	UT STATE RET CONTRIB		19,082.47				35,417.04
2400	GRANGER HUNTER IMP DIST							
I-202202156652	GHID-2 JAN 2022	D	2/16/2022			001428		
01 530280	UTILITIES - WATER/OPS	GHID-2 JAN 2022		26.00				26.00
3850	SALT LAKE CEMENT CUTTING							
I-93061	Cement Cutting for repair	D	2/16/2022			001429		
01 530210	REPAIR SUPPLIES - CONST	Cement Cutting for r		175.00				
I-93062	Cement Cutting for repair	D	2/16/2022			001429		
01 530210	REPAIR SUPPLIES - CONST	Cement Cutting for r		150.00				
I-93089	Cement Cutting for repair	D	2/16/2022			001429		
01 530210	REPAIR SUPPLIES - CONST	Cement Cutting for r		150.00				
I-93094	Cement Cutting for repair	D	2/16/2022			001429		
01 530210	REPAIR SUPPLIES - CONST	Cement Cutting for r		150.00				
I-93095	Cement Cutting for repair	D	2/16/2022			001429		
01 530210	REPAIR SUPPLIES - CONST	Cement Cutting for r		150.00				
I-93183	Cement Cutting for repair	D	2/16/2022			001429		
01 530210	REPAIR SUPPLIES - CONST	Cement Cutting for r		150.00				925.00



VENDOR I.D.	NAME	STATUS	CHECK DATE	AMOUNT	DISCOUNT	CHECK NO	CHECK STATUS	CHECK AMOUNT
4704	VERIZON WIRELESS							
I-9898827890	JAN 2022 CELL PHONE	D	2/16/2022			001430		
01 510470	TELEPHONE		JAN 2022 CELL PHONE	2,775.25				
01 510440	COMPUTER SUPPLIES/EQUIPMENT		JAN 2022 EQUIPMENT	1,699.83				4,475.08
1106	AFLAC GROUP INSURANCE							
I-AAX202201056581	AFLAC GROUP INS AFTER TAX	R	2/01/2022			123574		
01 22050	HEALTH INSURANCE PAYABLE		AFLAC GROUP INS AFTE	28.73				
I-AAX202201186611	AFLAC GROUP INS AFTER TAX	R	2/01/2022			123574		
01 22050	HEALTH INSURANCE PAYABLE		AFLAC GROUP INS AFTE	28.73				
I-AGP202201056581	AFLAC GROUP INS PRE TAX	R	2/01/2022			123574		
01 22050	HEALTH INSURANCE PAYABLE		AFLAC GROUP INS PRE	64.86				
I-AGP202201186611	AFLAC GROUP INS PRE TAX	R	2/01/2022			123574		
01 22050	HEALTH INSURANCE PAYABLE		AFLAC GROUP INS PRE	64.86				187.18
1725	CHILD SUPPORT SERVICES							
I-CS2202202016633	CASE #C001446501	R	2/01/2022			123575		
01 22080	GARNISHMENT PAYABLE		CASE #C001446501	84.46				84.46
4650	UTAH STATE TAX COMMISSION							
I-T2 202201056581	STATE WITHHOLDING	R	2/01/2022			123576		
01 23020	STATE W/H PAYABLE		STATE WITHHOLDING	8,856.17				
I-T2 202201136604	STATE WITHHOLDING	R	2/01/2022			123576		
01 23020	STATE W/H PAYABLE		STATE WITHHOLDING	57.30				
I-T2 202201186611	STATE WITHHOLDING	R	2/01/2022			123576		
01 23020	STATE W/H PAYABLE		STATE WITHHOLDING	9,029.96				17,943.43
4870	WELLS FARGO ADVISORS							
I-4K%202202016633	401(K) CONTRIBUTIONS	R	2/01/2022			123577		
01 22040	RETIREMENT CONTRIB PAYABLE		401(K) CONTRIBUTIONS	242.88				
01 500120	401K PLAN EXPENSE		401(K) CONTRIBUTIONS	21,914.02				
I-LM2202202016633	401(K) LOAN PAYMENT	R	2/01/2022			123577		
01 22040	RETIREMENT CONTRIB PAYABLE		401(K) LOAN PAYMENT	690.64				
I-LMS202202016633	401(K) LOAN PAYMENT	R	2/01/2022			123577		
01 22040	RETIREMENT CONTRIB PAYABLE		401(K) LOAN PAYMENT	1,166.80				24,014.34
1142	ALLIANZ CONSULTING SOLUTIONS,							
I-202202016634	AUG 21 CC FEE REDUC SRVCS	R	2/02/2022			123578		
01 510540	BANKING & BONDING EXPENSE		AUG 21 CC FEE REDUC	426.91				426.91
1434	BATTERY SYSTEMS INC							
I-7271618	NEW BATTERY	R	2/02/2022			123579		
01 570230	VEHICLE MAINT & FUEL - VEH		NEW BATTERY	86.36				
I-7274325	NEW BATTERIES	R	2/02/2022			123579		
01 570230	VEHICLE MAINT & FUEL - VEH		NEW BATTERIES	271.29				
I-7314324	Battery for Unit 50	R	2/02/2022			123579		
01 570230	VEHICLE MAINT & FUEL - VEH		Battery for Unit 50	78.79				436.44

VENDOR I.D.	NAME	STATUS	CHECK DATE	AMOUNT	DISCOUNT	CHECK NO	CHECK STATUS	CHECK AMOUNT
1525	BRADY INDUSTRIES OF UTAH LLC							
I-7152733	JANITORIAL SUPPLIES	R	2/02/2022			123580		
01 510220	BUILDING & GROUNDS	BATH TISSUE		762.84				
01 510220	BUILDING & GROUNDS	FOAM SOAP		272.40				
01 510220	BUILDING & GROUNDS	SMALL TRASH LINERS		220.14				1,255.38
1725.5	CINTAS CORPORATION							
I-4109176114	MATS	R	2/02/2022			123581		
01 510220	BUILDING & GROUNDS	MATS		66.60				66.60
1735	CODALE							
I-S7640071.001	Polaris Lugs	R	2/02/2022			123582		
01 550210	REPAIR SUPPLIES - WW	Polaris Lugs		77.37				77.37
1845	CRUS OIL, INC.							
I-0041166	Hydraulic Oil	R	2/02/2022			123583		
01 550210	REPAIR SUPPLIES - WW	Hydraulic Oil		532.68				532.68
1922	DAWSON INFRASTRUCTURE SOLUTION							
I-INV211045	Unit 35 CCTV Tractor Repr	R	2/02/2022			123584		
01 550240	TOOLS & SUPPLIES - WW	Unit 35 CCTV Tractor		1,371.37				
I-INV211053	CCTV Parts	R	2/02/2022			123584		
01 550240	TOOLS & SUPPLIES - WW	CCTV Parts		766.80				2,138.17
1975	DLT SOLUTIONS LLC							
I-SI549705	AutoCAD Renewal	R	2/02/2022			123585		
01 510440	COMPUTER SUPPLIES/EQUIPMENT	AutoCAD Renewal		7,925.52				7,925.52
1980	DOMINION ENERGY							
I-202202016636	JAN 2022 MONTHLY CHARGES	R	2/02/2022			123586		
01 530280	UTILITIES - WATER/OPS	3222 S CULTURAL CENT		390.28				
01 530280	UTILITIES - WATER/OPS	2320 S 1600 W		191.91				
01 550280	UTILITIES - WW	2911 WHISTLING LN		493.81				
01 530280	UTILITIES - WATER/OPS	4555 S 6000 W		294.49				
01 550280	UTILITIES - WW	6000 W 2920 S		540.21				
01 530280	UTILITIES - WATER/OPS	4092 S 2200 W		247.81				
01 530280	UTILITIES - WATER/OPS	1285 W 2320 S		78.68				
01 530280	UTILITIES - WATER/OPS	1540 W 3100 S		299.47				
01 550280	UTILITIES - WW	2151 W 3100 S		1,196.23				
01 530280	UTILITIES - WATER/OPS	2390 S 3600 W		834.83				
01 510460	UTILITIES - ADMIN	2880 S 3600 W		4,844.79				
01 530280	UTILITIES - WATER/OPS	4500 S 4800 W REAR		48.84				
01 530280	UTILITIES - WATER/OPS	6525 W 4100 S		317.77				
01 530280	UTILITIES - WATER/OPS	3745 S 1000 W WH #8		364.47				10,143.59

Computer software  
license renewal

VENDOR I.D.	NAME	STATUS	CHECK DATE	AMOUNT	DISCOUNT	CHECK NO	CHECK STATUS	CHECK AMOUNT
1980	DOMINION ENERGY							
I-21251880JORDA58 01 530210	DAMAGE REPAIR/3425 W 3540 S REPAIR SUPPLIES - CONST	R	2/02/2022	2,828.38		123587		2,828.38
2184.1	FASTENAL COMPANY							
I-UTSAL77106 01 510490	PPE VENDING SUPPLIES SAFETY EXPENSE	R	2/02/2022	49.17		123588		49.17
2241	FLEET PRIDE							
C-89289728 01 570230	PM SERVICE PARTS VEHICLE MAINT & FUEL - VEH	R	2/02/2022	98.00	CR	123589		
I-88795124 01 570230	NEW TAIL LIGHTS VEHICLE MAINT & FUEL - VEH	R	2/02/2022	36.28		123589		
I-89184657 01 570230	PM SERVICE PARTS VEHICLE MAINT & FUEL - VEH	R	2/02/2022	174.53		123589		
I-89285186 01 570230	PM SERVICE PARTS VEHICLE MAINT & FUEL - VEH	R	2/02/2022	175.81		123589		288.62
2734	J-U-B ENGINEERS, INC.							
I-0149829 01 510530	GHID - PUBLIC INFO RATES PUBLIC RELATIONS/CONSERVATION	R	2/02/2022	2,530.10		123590		2,530.10
3129	MIDWEST HOSE & SPECIALTY, INC.							
I-01921129 01 530240	WS Tools TOOLS & SUPPLIES - CONST	R	2/02/2022	599.60		123591		599.60
3215	MOUNTAIN VALLEY MECHANICAL							
I-INV8315 01 510220	2022 1ST QTR HVAC PM BUILDING & GROUNDS	R	2/02/2022	840.25		123592		840.25
3225	MOUNTAIN WEST TRUCK CENTER							
I-1051016 01 570230	DRIVE BELT VEHICLE MAINT & FUEL - VEH	R	2/02/2022	75.76		123593		
I-1051144 01 570230	SUSPENSION ISOLATOR PADS VEHICLE MAINT & FUEL - VEH	R	2/02/2022	625.00		123593		
I-1051718 01 570230	SUSPENSION ISOLATOR PADS VEHICLE MAINT & FUEL - VEH	R	2/02/2022	144.20		123593		844.96
3240	NAPA AUTO PARTS							
I-4698-00-156914 01 570240	FRAME STANDS TOOLS - VEH	R	2/02/2022	495.99		123594		495.99
3245	NATIONAL BENEFIT SERVICES LLC							
I-837469 01 510520	JAN 2022 COBRA ADMIN FEE PROFESSIONAL CONSULTING	R	2/02/2022	72.80		123595		
I-838716 01 510520	401K/2020 PARTICPNT,2022 DOC MT PROFESSIONAL CONSULTING	R	2/02/2022	3,240.00		123595		
01 510520	PROFESSIONAL CONSULTING			350.00				3,662.80

VENDOR I.D.	NAME	STATUS	CHECK DATE	AMOUNT	DISCOUNT	CHECK NO	CHECK STATUS	CHECK AMOUNT
3401	OWEN EQUIPMENT COMPANY							
I-00105778	WS Tools Hydro Ex	R	2/02/2022			123596		
01 530240	TOOLS & SUPPLIES - CONST	WS Tools Hydro Ex		199.14				199.14
3481	PITNEY BOWES RESERVE ACCOUNT							
I-202202016638	POSTAGE MACHINE	R	2/02/2022			123597		
01 510420	POSTAGE & MAILING	POSTAGE MACHINE		450.00				450.00
3556	PURCELL TIRE AND SERVICE CENTE							
I-2858129	TRAILER TIRES	R	2/02/2022			123598		
01 570230	VEHICLE MAINT & FUEL - VEH	TRAILER TIRES		194.00				
I-2858130	NEW TIRES	R	2/02/2022			123598		
01 570230	VEHICLE MAINT & FUEL - VEH	NEW TIRES		282.64				476.64
3630	RASMUSSEN EQUIPMENT							
I-10140032	WS Tools	R	2/02/2022			123599		
01 530240	TOOLS & SUPPLIES - CONST	WS Tools		1,268.77				
I-10140033	WS Tools	R	2/02/2022			123599		
01 530240	TOOLS & SUPPLIES - CONST	WS Tools		1,999.40				3,268.17
3747	ROCKY MTN POWER							
I-202202016639	DEC 2021 MONTHLY CHARGES	R	2/02/2022			123600		
01 530280	UTILITIES - WATER/OPS	DEC 2021 MONTHLY CHA		10,912.82				
01 510460	UTILITIES - ADMIN	DEC 2021 MONTHLY CHA		3,221.71				
01 550280	UTILITIES - WW	DEC 2021 MONTHLY CHA		12,108.76				26,243.29
3796	RSP SUPPLY, LLC							
I-INV1600	PRV STATION REPLACEMENT PARTS	R	2/02/2022			123601		
01 510440	COMPUTER SUPPLIES/EQUIPMENT	PRV STATION REPLACEM		609.25				609.25
4248	STREAMLINE							
I-83B0EDE6-0016	FEB 2022 WEBSITE HOSTING	R	2/02/2022			123602		
01 510440	COMPUTER SUPPLIES/EQUIPMENT	FEB 2022 WEBSITE HOS		1,080.00				1,080.00
4320	TAYLORSVILLE-BENNION IMP DISTR							
I-202202016635	2021 SEWER CHARGES	R	2/02/2022			123603		
01 510591	PAYMENTS TO OTHER GOV AGENCIES	2021 SEWER CHARGES		25,868.32				25,868.32
4324	TEKCOLLECT							
I-502993	DEC 2021 COLLECTIONS	R	2/02/2022			123604		
01 510430	GENERAL ADMINISTRATIVE	DEC 2021 COLLECTIONS		54.01				54.01
4350	THE DATA CENTER							
I-56742	JAN 2022 FULL SERVICE PRINTING	R	2/02/2022			123605		
01 510420	POSTAGE & MAILING	JAN 2022 FULL SERVIC		2,995.99				
I-56743	JAN 2022 POSTAGE & HANDLING	R	2/02/2022			123605		
01 510420	POSTAGE & MAILING	JAN 2022 POSTAGE & H		8,899.31				11,895.30

Shared services for 2021.  
 Moving forward each District  
 will bill for services  
 separately.

VENDOR I.D.	NAME	STATUS	CHECK DATE	AMOUNT	DISCOUNT	CHECK NO	CHECK STATUS	CHECK AMOUNT
4405	THOMAS PETROLEUM							
I-0334380-IN	FUEL FOR RIDGELAND	R	2/02/2022			123606		
01 510230	VEHICLE FUEL - ADM	FUEL FOR RIDGELAND		1,745.69				
01 510230	VEHICLE FUEL - ADM	SURCHARGE/EXCISE TAX		244.34				1,990.03
4545	UNUM LIFE INSURANCE CO OF AMER							
I-202202016630	JAN 2022 LTC PREMIUM PAYMENT	R	2/02/2022			123607		
01 500170	LIFE/LTD/LTC INSURANCE	JAN 2022 LTC PREMIUM		224.38				
I-202202016631	JAN 2022 VOL LIFE ADJ	R	2/02/2022			123607		
01 500170	LIFE/LTD/LTC INSURANCE	JAN 2022 VOL LIFE AD		76.78				
I-202202016632	JAN 2022 EMPLOYER LIFE ADJ	R	2/02/2022			123607		
01 500170	LIFE/LTD/LTC INSURANCE	JAN 2022 EMPLOYER LI		293.85				
I-ULI202201056581	LIFE INSURANCE	R	2/02/2022			123607		
01 22062	VOLUNTARY LIFE PAYABLE	LIFE INSURANCE		350.58				
01 500170	LIFE/LTD/LTC INSURANCE	LIFE INSURANCE		924.25				
I-ULI202201136604	LIFE INSURANCE	R	2/02/2022			123607		
01 500170	LIFE/LTD/LTC INSURANCE	LIFE INSURANCE		8.25				
I-ULI202201186611	LIFE INSURANCE	R	2/02/2022			123607		
01 22062	VOLUNTARY LIFE PAYABLE	LIFE INSURANCE		350.58				
01 500170	LIFE/LTD/LTC INSURANCE	LIFE INSURANCE		916.00				
I-UNM202112076541	LONG TERM CARE ER	R	2/02/2022			123607		
01 22060	OTHER INSURANCE PAYABLE	LONG TERM CARE ER		1.75				
I-UNM202112216570	LONG TERM CARE ER	R	2/02/2022			123607		
01 22060	OTHER INSURANCE PAYABLE	LONG TERM CARE ER		1.75				
I-UNM202201056581	LONG TERM CARE	R	2/02/2022			123607		
01 22060	OTHER INSURANCE PAYABLE	LONG TERM CARE		1.75				
01 500170	LIFE/LTD/LTC INSURANCE	LONG TERM CARE		546.91				
I-UNM202201136604	LONG TERM CARE	R	2/02/2022			123607		
01 500170	LIFE/LTD/LTC INSURANCE	LONG TERM CARE		4.62				
I-UNM202201186611	LONG TERM CARE	R	2/02/2022			123607		
01 22060	OTHER INSURANCE PAYABLE	LONG TERM CARE		1.75				
01 500170	LIFE/LTD/LTC INSURANCE	LONG TERM CARE		542.29				4,245.49
4560	UT DEPT OF TRANSPORTATION							
I-18B: NO 7	PMT #7/18B:4100 S WTR/PIN14831	R	2/02/2022			123608		
01 520920-18B	4100 S/WEST OF BANGERTER	PMT #7/18B:4100 S WT		1,200.00				1,200.00
4703.1	VERACITY NETWORKS, LLC							
I-5166671	JAN 2022 LAND LINE/INTERNET	R	2/02/2022			123609		
01 510470	TELEPHONE	JAN 2022 LAND LINE/I		2,836.62				2,836.62
4943	WIN-911 SOFTWARE							
I-8104C477-202218	WIN-911 SOFTWARE LICENSE	R	2/02/2022			123610		
01 510440	COMPUTER SUPPLIES/EQUIPMENT	WIN-911 SOFTWARE LIC		660.00				660.00

VENDOR I.D.	NAME	STATUS	CHECK DATE	AMOUNT	DISCOUNT	CHECK NO	CHECK STATUS	CHECK AMOUNT
1	I-202202086643 01 43099	RIMROCK CONSTRUCTION, ,FH REF MISC INCOME	R 2/09/2022	387.04		123611		387.04
1	I-202202096650 01 43099	DGREEN LLC, ,FIRE HYDRANT REF MISC INCOME	R 2/09/2022	37.56		123612		37.56
1	I-313101 01 570230	STAUFFER'S TOWING, ,TOW 9/21 VEHICLE MAINT & FUEL - VEH	R 2/09/2022	271.15		123613		271.15
1064	I-0002479205 01 510220	ACE RECYCLING & DISPOSAL FEB 2022 MONTHLY CHARGES BUILDING & GROUNDS	R 2/09/2022	308.56		123614		308.56
1180	I-12242 01 550240 01 530240	ALTA VIEW HEARING SERVICES CUSTOM EAR PLUGS TOOLS & SUPPLIES - WW TOOLS & SUPPLIES - CONST	R 2/09/2022	200.00 100.00		123615		300.00
1210	I-202202086642 01 21015 01 510430 01 550240 01 510440 01 510410 01 510410 01 510410 01 510410 01 510480 01 510430 01 510430 01 510480 01 510430 01 510430 01 510430 01 510430 01 510440 01 510440 01 510410 01 510480 01 510220 01 510430 01 510410 01 510440 01 510480 01 510480 01 510480 01 510480	AMERICAN EXPRESS JAN 2022 PURCHASES AMEX/MC PAYABLE GENERAL ADMINISTRATIVE TOOLS & SUPPLIES - WW COMPUTER SUPPLIES/EQUIPMENT OFFICE SUPPLIES/PRINTING OFFICE SUPPLIES/PRINTING OFFICE SUPPLIES/PRINTING TRAINING & EDUCATION - ADM GENERAL ADMINISTRATIVE GENERAL ADMINISTRATIVE TRAINING & EDUCATION - ADM GENERAL ADMINISTRATIVE GENERAL ADMINISTRATIVE TRAINING & EDUCATION - ADM GENERAL ADMINISTRATIVE COMPUTER SUPPLIES/EQUIPMENT COMPUTER SUPPLIES/EQUIPMENT OFFICE SUPPLIES/PRINTING TRAINING & EDUCATION - ADM BUILDING & GROUNDS GENERAL ADMINISTRATIVE OFFICE SUPPLIES/PRINTING COMPUTER SUPPLIES/EQUIPMENT TRAINING & EDUCATION - ADM TRAINING & EDUCATION - ADM TRAINING & EDUCATION - ADM TRAINING & EDUCATION - ADM	R 2/09/2022	38,820.74 81.61 21.26 1,024.23 52.30 27.66 127.85 595.00 50.00 1,230.00 125.00 6,770.00 1,100.00 1,348.00 98.98 29.70 150.00 149.50 150.00 52.79 2,794.80 169.45 75.00 150.00 575.00CR		123616		

Ferguson Enterprises	\$13,589.12
Clyde Snow Sessions	\$ 8,092.00
Magna Water	\$ 6,379.34
Workers Comp	\$ 3,005.02
Verizon Wireless	\$ 2,848.25
Other	\$ 4,907.01



VENDOR I.D.	NAME	STATUS	CHECK DATE	AMOUNT	DISCOUNT	CHECK NO	CHECK STATUS	CHECK AMOUNT
1210	AMERICAN EXPRESS	CONT						
I-202202086642	JAN 2022 PURCHASES	R	2/09/2022			123616		
01 510430	GENERAL ADMINISTRATIVE	GREAT HARVEST/ST OF		165.04				
01 510480	TRAINING & EDUCATION - ADM	AWWA/VALVE TRAINING-		75.00				
01 530210	REPAIR SUPPLIES - CONST	WVC PT/APP CODE #221		200.00				
01 530210	REPAIR SUPPLIES - CONST	WVC PT/APP CODE #220		200.00				
01 530210	REPAIR SUPPLIES - CONST	WVC PT/APP CODE #223		200.00				
01 530210	REPAIR SUPPLIES - CONST	WVC PT/APP CODE #221		200.00				
01 530210	REPAIR SUPPLIES - CONST	WVC PT/APP CODE #242		100.00				
01 530210	REPAIR SUPPLIES - CONST	WVC PT/APP CODE #223		100.00				
01 530210	REPAIR SUPPLIES - CONST	WVC PT/APP CODE #208		100.00				
01 530210	REPAIR SUPPLIES - CONST	WVC PT/APP CODE #245		100.00				
01 530210	REPAIR SUPPLIES - CONST	WVC PT/APP CODE #203		150.00				
01 530210	REPAIR SUPPLIES - CONST	WVC PT/APP CODE #227		100.00				
01 530210	REPAIR SUPPLIES - CONST	WVC PT/APP CODE #202		200.00				
01 510440	COMPUTER SUPPLIES/EQUIPMENT	SIGNNOW/SUBSCRIPTION		900.00				
01 510440	COMPUTER SUPPLIES/EQUIPMENT	AMZN/B2B PRIME RFD-F		191.98CR				
01 510440	COMPUTER SUPPLIES/EQUIPMENT	ZOOM/ONLINE MTGS		199.90				
01 550240	TOOLS & SUPPLIES - WW	AMZN/UNIT 8 PRO VISE		599.99				
01 530210	REPAIR SUPPLIES - CONST	WVC PT/APP CODE #222		200.00				
01 530210	REPAIR SUPPLIES - CONST	WVC PT/APP CODE #227		350.00				
01 530210	REPAIR SUPPLIES - CONST	WVC PT/APP CODE #206		100.00				
01 530210	REPAIR SUPPLIES - CONST	WVC PT/APP CODE #285		300.00				
01 510480	TRAINING & EDUCATION - ADM	USU/22 WTR USR WRKSH		125.00				
01 510480	TRAINING & EDUCATION - ADM	WEF/22 UTIL MGMT CON		890.00				
01 510480	TRAINING & EDUCATION - ADM	WEF/22 UTIL MGMT CON		890.00				
01 510410	OFFICE SUPPLIES/PRINTING	AMZN/KLEENEX, MAIL S		116.93				
01 43099	MISC INCOME	AMZN/GIFT CARD		50.00CR				
01 510410	OFFICE SUPPLIES/PRINTING	AMZN/CLOROX WIPES		38.10				
01 520270	WATER TESTING FEES	AMZN/WHITE PAPER CUP		34.64				
01 510410	OFFICE SUPPLIES/PRINTING	AMZN/WALL CLOCK - EM		46.75				
01 510410	OFFICE SUPPLIES/PRINTING	AMZN/DRILLED PAPER R		52.30CR				
01 510410	OFFICE SUPPLIES/PRINTING	OFF DEP/CALENDAR		21.46				
01 510480	TRAINING & EDUCATION - ADM	DELTA/AIRFARE-WWETT		736.20				
01 510480	TRAINING & EDUCATION - ADM	DELTA/AIRFARE-WWETT		736.20				
01 510480	TRAINING & EDUCATION - ADM	LUXOR/HOUSING-UCLS C		62.36				
01 510410	OFFICE SUPPLIES/PRINTING	AMZN/DRILLED PAPER		55.00				
01 510410	OFFICE SUPPLIES/PRINTING	OFF DEP/FILE FOLDERS		13.94				
01 510480	TRAINING & EDUCATION - ADM	WWETT/REGSTRTN-2022		160.00				
01 510480	TRAINING & EDUCATION - ADM	WWETT/REGSTRTN-2022		160.00				
01 510480	TRAINING & EDUCATION - ADM	HYATT/HOUSING-UCEA C		235.88				
01 510480	TRAINING & EDUCATION - ADM	HYATT/HOUSING-UCEA C		235.88				
01 510410	OFFICE SUPPLIES/PRINTING	AMZN/BINDERS-WSTWTR		37.84				
01 510480	TRAINING & EDUCATION - ADM	JETBLUE/TRANS-AWWA U		659.20				
01 520270	WATER TESTING FEES	AMZN/ZIPLOCK BAGS		42.99				
01 510430	GENERAL ADMINISTRATIVE	AWWA/SECTION PRTRNSH		2,250.00				
01 510430	GENERAL ADMINISTRATIVE	ABPA/MEMBERSHIP-EMP		77.00				
01 510430	GENERAL ADMINISTRATIVE	ABPA/MEMBERSHIP-EMP		77.00				

VENDOR I.D.	NAME	STATUS	CHECK DATE	AMOUNT	DISCOUNT	CHECK NO	CHECK STATUS	CHECK AMOUNT
1210	AMERICAN EXPRESS CONT							
I-202202086642	JAN 2022 PURCHASES	R	2/09/2022			123616		
01 510480	TRAINING & EDUCATION - ADM	DEQDW/CROSS CNTRL LI		125.00				
01 510480	TRAINING & EDUCATION - ADM	ED & TRNG SVC/LDRSHP		499.00				67,190.89
1306	ASAP AUTO PARTS WAREHOUSE							
C-250-060294CM	AC PRESSURE SENSOR/NOT GHID	R	2/09/2022			123617		
01 570230	VEHICLE MAINT & FUEL - VEH	AC PRESSURE SENSOR/N		40.32CR				
C-250-204044	SPARK PLUG - RETURNED	R	2/09/2022			123617		
01 570230	VEHICLE MAINT & FUEL - VEH	SPARK PLUG - RETURNE		92.88CR				
I-250-077865	NEW WIPER BLADES	R	2/09/2022			123617		
01 570230	VEHICLE MAINT & FUEL - VEH	NEW WIPER BLADES		34.36				
I-250-078820	BRAKES, DRIVE BELT	R	2/09/2022			123617		
01 570230	VEHICLE MAINT & FUEL - VEH	BRAKES, DRIVE BELT		479.57				
I-250-081149	AIR FILTER	R	2/09/2022			123617		
01 570230	VEHICLE MAINT & FUEL - VEH	NEW AIR FILTER		26.46				
I-250-082694	BOX END WRENCH	R	2/09/2022			123617		
01 570240	TOOLS - VEH	BOX END WRENCH		20.37				
I-250-090430	HYDRAULIC FLUID	R	2/09/2022			123617		
01 570230	VEHICLE MAINT & FUEL - VEH	HYDRAULIC FLUID		76.00				
I-250-091010	#25 PM SERVICE PARTS	R	2/09/2022			123617		
01 570230	VEHICLE MAINT & FUEL - VEH	#25 PM SERVICE PARTS		119.02				
I-250-092163	TRANSFLUID #25	R	2/09/2022			123617		
01 570230	VEHICLE MAINT & FUEL - VEH	TRANSFLUID #25		70.60				
I-251-312949	BRAKES, DRIVE BELT	R	2/09/2022			123617		
01 570230	VEHICLE MAINT & FUEL - VEH	BRAKES, DRIVE BELT		9.39				
I-255-002535	BRAKES, DRIVE BELT	R	2/09/2022			123617		
01 570230	VEHICLE MAINT & FUEL - VEH	BRAKES, DRIVE BELT		11.61				
I-256-005790	SPARK PLUG - RETURNED	R	2/09/2022			123617		
01 570230	VEHICLE MAINT & FUEL - VEH	SPARK PLUG - RETURNE		92.88				807.06
1320	ASPHALT MATERIALS INC							
I-209173	Asphalt for Repairs	R	2/09/2022			123618		
01 530210	REPAIR SUPPLIES - CONST	Asphalt for Repairs		2,780.65				
I-209298	Asphalt for Repairs	R	2/09/2022			123618		
01 530210	REPAIR SUPPLIES - CONST	Asphalt for Repairs		1,126.48				
I-209412	Asphalt for Repairs	R	2/09/2022			123618		
01 530210	REPAIR SUPPLIES - CONST	Asphalt for Repairs		229.36				4,136.49
1434	BATTERY SYSTEMS INC							
I-7325006	NEW BATTERY	R	2/09/2022			123619		
01 570230	VEHICLE MAINT & FUEL - VEH	NEW BATTERY		65.58				65.58

VENDOR I.D.	NAME	STATUS	CHECK DATE	AMOUNT	DISCOUNT	CHECK NO	CHECK STATUS	CHECK AMOUNT
1470	BLUE STAKES OF UTAH UTILITY							
I-UT20220068	JAN 2022 MONTHLY CHARGES	R	2/09/2022			123620		
01 510470	TELEPHONE	JAN 2022 MONTHLY CHA		582.78				582.78
1535	BRODERICK & HENDERSON CONST, L							
I-20G: NO 2	PMT #2/20G:BLDS B REMODEL	R	2/09/2022			123621		
01 520920-20G	BLDG B REMODEL & EXPANSION	PMT #2/20G:BLDS B RE		131,008.66				131,008.66
1615	CARMAN SEALING TECHNOLOGY							
I-16610	Mechanical Split Seal	R	2/09/2022			123622		
01 530210	REPAIR SUPPLIES - CONST	Mechanical Split Sea		2,734.17				2,734.17
1680	CENTURY EQUIPMENT CO							
I-SP41138A	BUCKET PIN CLIP	R	2/09/2022			123623		
01 570230	VEHICLE MAINT & FUEL - VEH	BUCKET PIN CLIP		94.40				94.40
1725.5	CINTAS CORPORATION							
I-1902684102	EMPLOYEE CLOTHING ITEMS	R	2/09/2022			123624		
01 510430	GENERAL ADMINISTRATIVE	90 DAY CLOTHING ITEM		21.00				
01 510430	GENERAL ADMINISTRATIVE	EMPLOYEE CLOTHING IT		56.00				77.00
1741	COLONIAL LIFE & ACCIDENT INSUR							
I-CLA202201056581	COLONIAL LIFE INS AFTER TAX	R	2/09/2022			123625		
01 22050	HEALTH INSURANCE PAYABLE	COLONIAL LIFE INS AF		267.98				
I-CLA202201186611	COLONIAL LIFE INS AFTER TAX	R	2/09/2022			123625		
01 22050	HEALTH INSURANCE PAYABLE	COLONIAL LIFE INS AF		267.98				
I-CLP202201056581	COLONIAL LIFE INS PRETAX	R	2/09/2022			123625		
01 22050	HEALTH INSURANCE PAYABLE	COLONIAL LIFE INS PR		113.73				
I-CLP202201186611	COLONIAL LIFE INS PRETAX	R	2/09/2022			123625		
01 22050	HEALTH INSURANCE PAYABLE	COLONIAL LIFE INS PR		113.73				763.42
1845	CRUS OIL, INC.							
I-0040864	FUEL FILTER RESTOCK	R	2/09/2022			123626		
01 570230	VEHICLE MAINT & FUEL - VEH	FUEL FILTER RESTOCK		372.68				
I-0601028	FUEL FILTER RESTOCK	R	2/09/2022			123626		
01 570230	VEHICLE MAINT & FUEL - VEH	FUEL FILTER RESTOCK		69.36				
I-0601044	FUEL FILTER RESTOCK	R	2/09/2022			123626		
01 570230	VEHICLE MAINT & FUEL - VEH	FUEL FILTER RESTOCK		82.88				524.92
1911	DATA SERVICES - SLCO							
I-REC0010063	MINIMUM MONTHLY CHARGE	R	2/09/2022			123627		
01 510430	GENERAL ADMINISTRATIVE	MINIMUM MONTHLY CHAR		25.00				25.00

VENDOR I.D.	NAME	STATUS	CHECK DATE	AMOUNT	DISCOUNT	CHECK NO	CHECK STATUS	CHECK AMOUNT
1930	DENTAL SELECT							
I-6194353	FEB 2022 PREMIUM PAY	R	2/09/2022			123628		
01 500130	HEALTH INSURANCE	RETIREE	DENTAL INS	636.69				
01 500130	HEALTH INSURANCE		JAN 2022 DENTAL INS	130.44				
01 500130	HEALTH INSURANCE		FEB 2022 DENTAL INS	362.75				
01 500130	HEALTH INSURANCE	TERM EMPLOYEE	DENTAL	187.24CR				
I-DIF202201056581	DENTAL INSURANCE FAMILY	R	2/09/2022			123628		
01 500130	HEALTH INSURANCE	DENTAL	INSURANCE FAM	5,991.68				
I-DIS202201056581	DENTAL INSURANCE SINGLE	R	2/09/2022			123628		
01 500130	HEALTH INSURANCE	DENTAL	INSURANCE SIN	179.82				7,114.14
2102	ENTERPRISE FM TRUST							
I-FBN4403869	FEB 2022 MONTHLY LEASE CHARGES	R	2/09/2022			123629		
01 510235	VEHICLE LEASE	UNIT 30	LEASE CHARGE	995.67				
01 510235	VEHICLE LEASE	UNIT 30	MAINT CHARGE	8.00				
01 510235	VEHICLE LEASE	UNIT 14	LEASE CHARGE	621.10				
01 510235	VEHICLE LEASE	UNIT 5	LEASE CHARGES	621.10				
01 510235	VEHICLE LEASE	UNIT 1	LEASE CHARGES	731.33				
01 510235	VEHICLE LEASE	UNIT 54	LEASE CHARGE	684.80				
01 510235	VEHICLE LEASE	UNIT 47	LEASE CHARGE	712.53				
01 510235	VEHICLE LEASE	UNIT 28	LEASE CHARGE	289.09				
01 510235	VEHICLE LEASE	UNIT 21	LEASE CHARGE	2,052.07				
01 510235	VEHICLE LEASE	UNIT 53	LEASE CHARGE	623.32				
01 510235	VEHICLE LEASE	UNIT 27	LEASE CHARGE	533.84				
01 510235	VEHICLE LEASE	UNIT 52	LEASE CHARGE	533.84				
01 510235	VEHICLE LEASE	UNIT 55	LEASE CHARGE	533.84				
01 510235	VEHICLE LEASE	UNIT 12	LEASE CHARGE	541.91				
01 510235	VEHICLE LEASE	UNIT 60	LEASE CHARGE	616.91				10,099.35
2184.1	FASTENAL COMPANY							
I-UTSAL77249	PPE VENDING SUPPLIES	R	2/09/2022			123630		
01 510490	SAFETY EXPENSE	PPE VENDING	SUPPLIES	641.10				641.10
2241	FLEET PRIDE							
I-89995584	BRAKES, BELTS	R	2/09/2022			123631		
01 570230	VEHICLE MAINT & FUEL - VEH	BRAKES, BELTS		323.62				
I-91596204	BRAKE PEDAL VALVE	R	2/09/2022			123631		
01 570230	VEHICLE MAINT & FUEL - VEH	BRAKE PEDAL	VALVE	128.56				452.18
2326	GALLEGOS, JUSTIN							
I-202202096649	2022 BOOT REIMBURSEMENT	R	2/09/2022			123632		
01 510490	SAFETY EXPENSE	2022 BOOT	REIMBURSEM	100.00				100.00

VENDOR I.D.	NAME	STATUS	CHECK DATE	AMOUNT	DISCOUNT	CHECK NO	CHECK STATUS	CHECK AMOUNT
2380	GRAINGER INC							
I-9195958518	Contact for Man Lift	R	2/09/2022			123633		
01 550210	REPAIR SUPPLIES - WW	Contact for Man Lift		19.93				19.93
2443	GS TRACKME LLC							
I-15323	FEB 2022 GPS TRACKING SERVICE	R	2/09/2022			123634		
01 510440	COMPUTER SUPPLIES/EQUIPMENT	FEB 2022 GPS TRACKIN		1,074.76				1,074.76
2457	H.D. FOWLER COMPANY							
I-I6006367	Fire Hydrant Repairs	R	2/09/2022			123635		
01 530210	REPAIR SUPPLIES - CONST	Fire Hydrant Repairs		1,513.25				1,513.25
2590	HOME DEPOT CREDIT SERVICES							
I-202202096648	JAN 2022 PURCHASES	R	2/09/2022			123636		
01 570230	VEHICLE MAINT & FUEL - VEH	TEFLON TAPE		3.54				
01 570230	VEHICLE MAINT & FUEL - VEH	UNIT 12/WASHER FLUID		5.94				
01 570230	VEHICLE MAINT & FUEL - VEH	KEYS		2.73				
01 530210	REPAIR SUPPLIES - CONST	CUT OFF DISK/OIL		29.95				
01 530210	REPAIR SUPPLIES - CONST	UNIT 32/36" FLAT BUN		2.60				
01 530210	REPAIR SUPPLIES - CONST	UNIT 21/ALL CUT DIAM		150.97				
01 510440	COMPUTER SUPPLIES/EQUIPMENT	WELL 15/FLOW MTR PAR		40.33				
01 510440	COMPUTER SUPPLIES/EQUIPMENT	PIPE & FITTINGS		94.94				
01 530240	TOOLS & SUPPLIES - CONST	FIRE HYDRANT REPAIR		1,149.99				
01 530240	TOOLS & SUPPLIES - CONST	CUT OFF DISKS/BITS		67.93				
01 550210	REPAIR SUPPLIES - WW	FLOODLIGHT/MISC PART		273.62				
01 530240	TOOLS & SUPPLIES - CONST	MALLET/KNIFE		34.88				
01 510440	COMPUTER SUPPLIES/EQUIPMENT	UNIT 6/TOOLS,TOOL BA		56.44				
01 530240	TOOLS & SUPPLIES - CONST	WELL 16/UNIT 2/BREEZ		103.50				
01 530210	REPAIR SUPPLIES - CONST	COLD MIX PILE		61.98				
01 510220	BUILDING & GROUNDS	BASEMENT MICROWAVE		79.98				
01 530240	TOOLS & SUPPLIES - CONST	CHAIN SAW		458.89				
01 530210	REPAIR SUPPLIES - CONST	REPAIR PARTS		107.94				
01 520240	TOOLS & SUPPLIES - ENG	TRANSFER PUMP/DEWTR		404.46				
01 550240	TOOLS & SUPPLIES - WW	BATTERIES		44.61				
01 520270	WATER TESTING FEES	WQ TRNSFR PUMP PARTS		61.91				
01 560210	REPAIR SUPPLIES - METER	METER SUPPLIES		85.92				
01 560210	REPAIR SUPPLIES - METER	METER SUPPLIES		4.98				3,328.03
2637	INDUSTRIAL SAFETY EQUIPMENT, L							
I-2022-22317	GAS MONITORS	R	2/09/2022			123637		
01 510490	SAFETY EXPENSE	GAS MONITORS		150.00				150.00
2690	INTERMOUNTAIN FUSE SUPPLY INC							
I-3007017	BATTERY BRAKERS	R	2/09/2022			123638		
01 570230	VEHICLE MAINT & FUEL - VEH	BATTERY BRAKERS		48.04				48.04

VENDOR I.D.	NAME	STATUS	CHECK DATE	AMOUNT	DISCOUNT	CHECK NO	CHECK STATUS	CHECK AMOUNT
2980	LES OLSON CO							
I-EA1106866	2021 4TH QTR CONTRACT BILLING	R	2/09/2022			123639		
01 510410	OFFICE SUPPLIES/PRINTING	2021 4TH QTR CONTRAC		323.85				323.85
3225	MOUNTAIN WEST TRUCK CENTER							
I-1052420	SUSPENSION REPAIR	R	2/09/2022			123640		
01 570230	VEHICLE MAINT & FUEL - VEH	SUSPENSION REPAIR		667.12				
I-1052797	SUSPENSION REPAIR	R	2/09/2022			123640		
01 570230	VEHICLE MAINT & FUEL - VEH	SUSPENSION REPAIR		144.20				811.32
3360	NUTTALL, JASON							
I-202202096647	2022 BOOT REIMBURSEMENT	R	2/09/2022			123641		
01 510490	SAFETY EXPENSE	2022 BOOT REIMBURSEM		100.00				100.00
3401	OWEN EQUIPMENT COMPANY							
I-00106121	WS Tools Hydro Ex	R	2/09/2022			123642		
01 530240	TOOLS & SUPPLIES - CONST	WS Tools Hydro Ex		253.92				253.92
3510	US POSTAL SERVICE							
I-2022 PO BOX FEE	BOX #701110/2022 ANNUAL FEE	R	2/09/2022			123643		
01 510420	POSTAGE & MAILING	BOX #701110/2022 ANN		556.00				556.00
3556	PURCELL TIRE AND SERVICE CENTE							
I-2858148	NEW TIRES	R	2/09/2022			123644		
01 570230	VEHICLE MAINT & FUEL - VEH	NEW TIRES		416.16				
I-2859711	NEW TIRES	R	2/09/2022			123644		
01 570230	VEHICLE MAINT & FUEL - VEH	NEW TIRES		431.58				
I-2859712	NEW TIRES	R	2/09/2022			123644		
01 570230	VEHICLE MAINT & FUEL - VEH	NEW TIRES		1,366.40				
I-2859713	NEW TIRES	R	2/09/2022			123644		
01 570230	VEHICLE MAINT & FUEL - VEH	NEW TIRES		339.26				2,553.40
3950	SELECTHEALTH							
I-220190001107	FEB 2022 HEALTH INS PREMIUM	R	2/09/2022			123645		
01 500130	HEALTH INSURANCE	RETIREE HEALTH INS		11,719.20				
01 500130	HEALTH INSURANCE	TERM EMP HEALTH INS		1,574.20CR				
01 500130	HEALTH INSURANCE	JAN HEALTH INS RATE		682.16				
I-FSM202201056581	HEALTH INS FAM. SELECT MED	R	2/09/2022			123645		
01 500130	HEALTH INSURANCE	HEALTH INS FAM. SELE		97,473.30				
I-SSM202201056581	SINGLE SELECT MED	R	2/09/2022			123645		
01 500130	HEALTH INSURANCE	SINGLE SELECT MED		4,298.64				112,599.10
3952	SEMI SERVICE INC							
C-S132473	PLOW RAM #19	R	2/09/2022			123646		
01 570230	VEHICLE MAINT & FUEL - VEH	4 WAY VALVE		430.00CR				
I-S131976	PLOW RAM #19	R	2/09/2022			123646		
01 570230	VEHICLE MAINT & FUEL - VEH	4 WAY VALVE		430.00				
I-S132179	PLOW RAM #19	R	2/09/2022			123646		



VENDOR I.D.	NAME	STATUS	CHECK DATE	AMOUNT	DISCOUNT	CHECK NO	CHECK STATUS	CHECK AMOUNT
3952	SEMI SERVICE INC CONT							
I-S132179	PLOW RAM #19	R	2/09/2022			123646		
01 570230	VEHICLE MAINT & FUEL - VEH	PLOW RAM #19		194.07				194.07
4430	TIRE WORLD							
I-128587	NEW TIRES #26	R	2/09/2022			123647		
01 570230	VEHICLE MAINT & FUEL - VEH	NEW TIRES #26		3,599.12				
I-128666	NEW TIRES #10	R	2/09/2022			123647		
01 570230	VEHICLE MAINT & FUEL - VEH	NEW TIRES #10		4,917.46				8,516.58
4452	TP VENDING							
I-19480	SODA ORDER	R	2/09/2022			123648		
01 510430	GENERAL ADMINISTRATIVE	SODA ORDER		40.17				40.17
4693	UTOPIA							
I-CIV202202-000043	FEB 2022 FIBER OPTICS	R	2/09/2022			123649		
01 510470	TELEPHONE	JAN 2022 FIBER OPTIC		1,064.52				1,064.52
4910	WHEELER MACHINERY CO							
I-PS001270714	Anti Freeze	R	2/09/2022			123650		
01 530210	REPAIR SUPPLIES - CONST	Anti Freeze		175.20				175.20
4938	WINGFOOT CORPORATION							
I-108281	FEB 2022 JANITORIAL SVCS	R	2/09/2022			123651		
01 510220	BUILDING & GROUNDS	FEB 2022 JANITORIAL		1,535.00				1,535.00
1725	CHILD SUPPORT SERVICES							
I-CS2202202156651	CASE #C001446501	R	2/15/2022			123652		
01 22080	GARNISHMENT PAYABLE	CASE #C001446501		84.46				84.46
4870	WELLS FARGO ADVISORS							
I-4K%202202156651	401(K) CONTRIBUTIONS	R	2/15/2022			123653		
01 22040	RETIREMENT CONTRIB PAYABLE	401(K) CONTRIBUTIONS		242.88				
01 500120	401K PLAN EXPENSE	401(K) CONTRIBUTIONS		22,240.03				
I-LM2202202156651	401(K) LOAN PAYMENT	R	2/15/2022			123653		
01 22040	RETIREMENT CONTRIB PAYABLE	401(K) LOAN PAYMENT		690.64				
I-LMS202202156651	401(K) LOAN PAYMENT	R	2/15/2022			123653		
01 22040	RETIREMENT CONTRIB PAYABLE	401(K) LOAN PAYMENT		1,166.80				24,340.35
1087	APCO INC							
I-8030	20N:SCADA MODIFICATIONS/UPGRD	R	2/16/2022			123654		
01 520920-20N	SCADA MODIFICATIONS/UPGRADES	20N:SCADA MODIFICATI		25,360.00				25,360.00

VENDOR I.D.	NAME	STATUS	CHECK DATE	AMOUNT	DISCOUNT	CHECK NO	CHECK STATUS	CHECK AMOUNT
1306	ASAP AUTO PARTS WAREHOUSE							
I-250-094564	UNIT# 39 NEW BRAKES	R	2/16/2022			123655		
01 570230	VEHICLE MAINT & FUEL - VEH			124.22				
I-250-094569	UNIT# 39 NEW BRAKES	R	2/16/2022			123655		
01 570230	VEHICLE MAINT & FUEL - VEH			10.73				
I-250-096018	2- A30 belts	R	2/16/2022			123655		
01 550210	REPAIR SUPPLIES - WW			11.52				146.47
1434	BATTERY SYSTEMS INC							
I-7363204	#18 NEEDS BATTERIES	R	2/16/2022			123656		
01 570230	VEHICLE MAINT & FUEL - VEH			180.86				180.86
1500	BOWEN COLLINS AND ASSOCIATES							
I-27578	20E:PIONEER WWPS REPLACEMENT	R	2/16/2022			123657		
01 520920-20E	PIONEER WWPS REPLACEMENT			3,785.75				
I-27597	2021 MASTER PLAN UPDATE	R	2/16/2022			123657		
01 520520	PROFESSIONAL CONSULTING - ENG			13,702.00				17,487.75
1525	BRADY INDUSTRIES OF UTAH LLC							
I-7160640	JANITORIAL SUPPLIES	R	2/16/2022			123658		
01 510220	BUILDING & GROUNDS			118.18				118.18
1535	BRODERICK & HENDERSON CONST, L							
I-20G: NO 3	PMT #3/20G:BLDG B REMODEL	R	2/16/2022			123659		
01 520920-20G	BLDG B REMODEL & EXPANSION			255,755.32				255,755.32
1632	CASIAS, CHARLES							
I-202202166657	MEALS/WWETT CONF/EMP #184	R	2/16/2022			123660		
01 510480	TRAINING & EDUCATION - ADM			200.00				200.00
1670	CENTRAL VALLEY WATER REC FACIL							
I-202202156655	JAN 2022 INVOICE	R	2/16/2022			123661		
01 580310	FACILITY OPERATION - C.V.			492,671.38				
01 580340	PRETREATMENT FIELD - C.V.			29,532.88				
01 580350	LABORATORY - C.V.			1,566.00				
01 580350	LABORATORY - C.V.			19,329.93				
01 580320	PROJECT BETTERMENTS- C.V.			123,600.64				
01 580380	CVW DEBT SERVICE			416,401.40				1,083,102.23
1740	COLONIAL FLAG AND SPECIALTY CO							
I-0262065-IN	FLAG ROTATION	R	2/16/2022			123662		
01 510220	BUILDING & GROUNDS			103.40				103.40

VENDOR I.D.	NAME	STATUS	CHECK DATE	AMOUNT	DISCOUNT	CHECK NO	CHECK STATUS	CHECK AMOUNT
1845	CRUS OIL, INC.							
I-0044677	HYD. RESTOCK 4 SHOP	R	2/16/2022			123663		
01 570230	VEHICLE MAINT & FUEL - VEH	HYD. RESTOCK 4 SHOP		514.65				514.65
1925	DEAN, KYLE							
I-202202166656	MEALS/2022 WWETT/EMP #21	R	2/16/2022			123664		
01 510480	TRAINING & EDUCATION - ADM	M&IE/2022 WWETT/EMP		200.00				200.00
2184.1	FASTENAL COMPANY							
I-UTSAL77362	PPE VENDING SUPPLIES	R	2/16/2022			123665		
01 510490	SAFETY EXPENSE	PPE VENDING SUPPLIES		510.89				510.89
2241	FLEET PRIDE							
I-92147627	#10 PM SERVICE	R	2/16/2022			123666		
01 570230	VEHICLE MAINT & FUEL - VEH	#10 PM SERVICE		305.46				305.46
2490	HANSEN, ALLEN & LUCE, INC.							
I-45675	18C:METER 80 PIPING/PROFESSION	R	2/16/2022			123667		
01 520920	INFRASTRUCTURE PURCHASES	18C:METER 80 PIPING/		6,399.22				
I-45869	20D:KENT BOOSTER RPLCMNT & TNK	R	2/16/2022			123667		
01 520920-20D	KENT BOOSTER RPLCMNT & TANK	20D:KENT BOOSTER RPL		5,756.42				12,155.64
2595	HOUSE OF PUMPS							
I-142426	WS Tools	R	2/16/2022			123668		
01 530240	TOOLS & SUPPLIES - CONST	WS Tools		318.00				318.00
2790	JORDAN VALLEY WATER CONSERVANC							
I-202202156654	JAN 2022 WATER DELIVERIES	R	2/16/2022			123669		
01 530250	WATER SUPPLY EXPENSE	JAN 2022 WATER DELIV		516,650.82				516,650.82
2790	JORDAN VALLEY WATER CONSERVANC							
I-INV00921	JAN 2022 LABORATORY SERVICES	R	2/16/2022			123670		
01 520270	WATER TESTING FEES	JAN 2022 LABORATORY		582.82				582.82
2908.1	KUKER-RANKEN INC							
I-INV-081601	BLUE STAKES PAINT	R	2/16/2022			123671		
01 520240	TOOLS & SUPPLIES - ENG	BLUE STAKES PAINT		900.00				900.00
3085	MARTI, TODD B							
I-202202166659	MEALS/AWWA UTIL MGMT/EMP #141	R	2/16/2022			123672		
01 510480	TRAINING & EDUCATION - ADM	MEALS/AWWA UTIL MGMT		173.00				173.00
3110	MCINTOSH COMMUNICATIONS							
I-115880	UNIT 4/RADIO ANTENNA, COAX	R	2/16/2022			123673		
01 510440	COMPUTER SUPPLIES/EQUIPMENT	UNIT 4/RADIO ANTENNA		126.62				
I-497389	UNIT 4/INSTALL RADIO	R	2/16/2022			123673		
01 510440	COMPUTER SUPPLIES/EQUIPMENT	UNIT 4/INSTALL RADIO		654.80				
I-497540	GHID REPEATER MAINTENANCE	R	2/16/2022			123673		

VENDOR I.D.	NAME	STATUS	CHECK DATE	AMOUNT	DISCOUNT	CHECK NO	CHECK STATUS	CHECK AMOUNT
3110	MCINTOSH COMMUNICATIONCONT							
I-497540	GHID REPEATER MAINTENANCE	R	2/16/2022			123673		
01 510440	COMPUTER SUPPLIES/EQUIPMENT	GHID REPEATER MAINTE		355.00				1,136.42
3129	MIDWEST HOSE & SPECIALTY, INC.							
I-01925059	WS Tools	R	2/16/2022			123674		
01 530240	TOOLS & SUPPLIES - CONST	WS Tools		213.96				213.96
3210	MOUNTAINLAND SUPPLY COMPANY							
I-S104357341.001	3/4" IPERL METERS	R	2/16/2022			123675		
01 560210	REPAIR SUPPLIES - METER	3/4" IPERL METERS		9,168.27				
I-S104493527.001	WS Repairs	R	2/16/2022			123675		
01 530210	REPAIR SUPPLIES - CONST	WS Repairs		10,895.52				20,063.79
								Inventory purchases
3215	MOUNTAIN VALLEY MECHANICAL							
I-INV8500	AIR MOVER NOISE/UPSTAIRS	R	2/16/2022			123676		
01 510220	BUILDING & GROUNDS	AIR MOVER NOISE/UPST		85.00				85.00
3225	MOUNTAIN WEST TRUCK CENTER							
I-1053497	#10 SUSPENSION/STEERING	R	2/16/2022			123677		
01 570230	VEHICLE MAINT & FUEL - VEH	#10 SUSPENSION/STEER		696.39				
I-1053846	#10 SUSPENSION/STEERING	R	2/16/2022			123677		
01 570230	VEHICLE MAINT & FUEL - VEH	#10 SUSPENSION/STEER		223.52				
I-1053903	#10 SUSPENSION/STEERING	R	2/16/2022			123677		
01 570230	VEHICLE MAINT & FUEL - VEH	#10 SUSPENSION/STEER		292.97				1,212.88
3242	NARTEH, VICTOR N							
I-202202166658	MEALS/AWWA UTIL MGMT/EMP #156	R	2/16/2022			123678		
01 510480	TRAINING & EDUCATION - ADM	MEALS/AWWA UTIL MGMT		200.00				200.00
3389.5	OPTICARE VISION SERVICES							
I-000164437	FEB 2022 ADJ	R	2/16/2022			123679		
01 500130	HEALTH INSURANCE	FEB 22 VOL ADJ (EMP#		7.08				
01 500130	HEALTH INSURANCE	FEB 22 W/H ROUNDING		0.22				
I-OPT202202016633	OPTICARE VISION INS	R	2/16/2022			123679		
01 22050	HEALTH INSURANCE PAYABLE	OPTICARE VISION INS		336.59				
I-OPT202202156651	OPTICARE VISION INS	R	2/16/2022			123679		
01 22050	HEALTH INSURANCE PAYABLE	OPTICARE VISION INS		357.84				701.73
3451	PDQCOM CORPORATION							
I-PDQ9079	Patch management software	R	2/16/2022			123680		
01 510440	COMPUTER SUPPLIES/EQUIPMENT	Patch management sof		1,800.00				1,800.00

VENDOR I.D.	NAME	STATUS	CHECK DATE	AMOUNT	DISCOUNT	CHECK NO	CHECK STATUS	CHECK AMOUNT
3630	RASMUSSEN EQUIPMENT							
I-10140804	WS Tools	R	2/16/2022			123681		
01 530240	TOOLS & SUPPLIES - CONST	WS Tools		29.70				29.70
4095	SMT SERVICES, INC.							
I-20490	GATE REPAIR	R	2/16/2022			123682		
01 510220	BUILDING & GROUNDS	GATE REPAIR		250.00				250.00
4430	TIRE WORLD							
I-128767	BACKHOE 45 TIRE	R	2/16/2022			123683		
01 570230	VEHICLE MAINT & FUEL - VEH	BACKHOE 45 TIRE		503.00				503.00
4510	UNITED PARCEL SERVICE							
I-000037Y34X072	SHIPPING/METER TOOLS REPAIR	R	2/16/2022			123684		
01 560210	REPAIR SUPPLIES - METER	SHIPPING/METER TOOLS		17.80				17.80
4565	UTAH & SALT LAKE CANAL CO							
I-202202156653	20D:KENT BOOSTER/LICENSE AGREE	R	2/16/2022			123685		
01 520920-20D	KENT BOOSTER RPLCMNT & TANK	20D:KENT BOOSTER/LIC		6,000.00				6,000.00
4910	WHEELER MACHINERY CO							
I-PS001272777	#45 HAS BROKEN GUIDE	R	2/16/2022			123686		
01 570230	VEHICLE MAINT & FUEL - VEH	#45 HAS BROKEN GUID		450.95				450.95
1	ARCADIA BUILDERS,							
I-202202236671	,FIRE HY REF	R	2/23/2022			123687		
01 43099	MISC INCOME	ARCADIA BUILDERS,,:,F		639.75				639.75
1	NICOLAUS FLORES,							
I-202202236672	,REIMB INS	R	2/23/2022			123688		
01 22050	HEALTH INSURANCE PAYABLE	NICOLAUS FLORES,,:,RE		46.30				46.30
1142	ALLIANZ CONSULTING SOLUTIONS,							
I-202202236667	JAN 22 CC FEE REDUC SRVCS	R	2/23/2022			123689		
01 510540	BANKING & BONDING EXPENSE	JAN 22 CC FEE REDUC		315.24				315.24
1525	BRADY INDUSTRIES OF UTAH LLC							
I-7163464	JANITORIAL SUPPLIES	R	2/23/2022			123690		
01 510220	BUILDING & GROUNDS	PAPER TOWELS		570.32				570.32
1526	BRANTLY, DARCY							
I-202202236668	POSTAGE/2021 YEAR END FORMS	R	2/23/2022			123691		
01 510420	POSTAGE & MAILING	POSTAGE/2021 YEAR EN		28.12				28.12

VENDOR I.D.	NAME	STATUS	CHECK DATE	AMOUNT	DISCOUNT	CHECK NO	CHECK STATUS	CHECK AMOUNT	
1640	CATERPILLAR FINANCIAL SERVICES								
I-202202236669	001-0862106/US-1186035/ LOADER	R	2/23/2022			123692			
01 530910	MACHINERY & EQUIPMENT - CONST	001-0862106/US-11860		76,230.00				76,230.00	Purchase of leased wheel loader
1640	CATERPILLAR FINANCIAL SERVICES								
I-202202236670	001-0849984/US-1176452/SKD STR	R	2/23/2022			123693			
01 530910	MACHINERY & EQUIPMENT - CONST	001-0849984/US-11764		30,870.00				30,870.00	Purchase of leased track loader
1725.5	CINTAS CORPORATION								
I-4110544809	MATS	R	2/23/2022			123694			
01 510220	BUILDING & GROUNDS	MATS		66.60				66.60	
2072	EDA ARCHITECTS, INC.								
I-220068.009	20G:BLDG B REMODEL & EXPSN/PRO	R	2/23/2022			123695			
01 520920-20G	BLDG B REMODEL & EXPANSION	20G:BLDG B REMODEL &		714.34				714.34	
2734	J-U-B ENGINEERS, INC.								
I-0150327	20B:RUSHTON WTR TRTMT PLT/PROF	R	2/23/2022			123696			
01 520920-20B	RUSHTON WATER TREATMENT PLANT	20B:RUSHTON WTR TRTM		4,988.00					
I-0150333	20B:RUSHTON WTR TRTMT PLT/PROF	R	2/23/2022			123696			
01 520920-20B	RUSHTON WATER TREATMENT PLANT	20B:RUSHTON WTR TRTM		30,597.65				35,585.65	
2768.1	JOHNSON CONTROLS SECURITY SOLU								
I-36790267A	ALARM SYSTEM REPAIR	R	2/23/2022			123697			
01 510220	BUILDING & GROUNDS	ALARM SYSTEM REPAIR		825.95					
I-36984220	2022 SECURITY MONITORING	R	2/23/2022			123697			
01 510220	BUILDING & GROUNDS	2022 SECURITY MONITO		3,902.89				4,728.84	
2780	JONES & DEMILLE ENGINEERING								
I-0127119	22D:4100 & 4700 S WTRLINE/PROF	R	2/23/2022			123698			
01 520920-22D	4100 S & 4700 S WATERLINES	22D:4100 & 4700 S WT		1,575.25				1,575.25	
2980	LES OLSON CO								
I-EA1114825	2022 ANN MAINT/OFFICE COPIER	R	2/23/2022			123699			
01 510410	OFFICE SUPPLIES/PRINTING	2022 ANN MAINT/OFFIC		2,608.00				2,608.00	
4510	UNITED PARCEL SERVICE								
I-000037Y34X082	SHIPPING/WTR QTLY	R	2/23/2022			123700			
01 520270	WATER TESTING FEES	SHIPPING/WTR QTLY		49.04				49.04	
4545	UNUM LIFE INSURANCE CO OF AMER								
C-202202226662	JAN 2022 LTC PREMIUM PAYMENT	R	2/23/2022			123701			
01 500170	LIFE/LTD/LTC INSURANCE	JAN 2022 LTC PREMIUM		218.20CR					
C-202202226663	JAN 2022 EMPLOYEE LTC PREM ADJ	R	2/23/2022			123701			
01 500170	LIFE/LTD/LTC INSURANCE	JAN 2022 EMPLOYEE LT		0.30CR					
C-202202226664	FEB 2022 LTC PREMIUM ADJ	R	2/23/2022			123701			
01 500170	LIFE/LTD/LTC INSURANCE	FEB 2022 LTC PREMIUM		2.08CR					
I-202202226665	FEB 2022 EMPLOYER LIFE ADJ	R	2/23/2022			123701			



VENDOR I.D.	NAME	STATUS	CHECK DATE	AMOUNT	DISCOUNT	CHECK NO	CHECK STATUS	CHECK AMOUNT
4545	UNUM LIFE INSURANCE COCONT							
I-202202226665	FEB 2022 EMPLOYER LIFE ADJ	R	2/23/2022			123701		
01 500170	LIFE/LTD/LTC INSURANCE	FEB 2022 EMPLOYER LI		261.71				
I-202202226666	FEB 2022 VOL LIFE ADJ	R	2/23/2022			123701		
01 500170	LIFE/LTD/LTC INSURANCE	FEB 2022 VOL LIFE AD		75.81				
I-ULI202202016633	LIFE INSURANCE	R	2/23/2022			123701		
01 22062	VOLUNTARY LIFE PAYABLE	LIFE INSURANCE		344.70				
01 500170	LIFE/LTD/LTC INSURANCE	LIFE INSURANCE		914.68				
I-ULI202202156651	LIFE INSURANCE	R	2/23/2022			123701		
01 22062	VOLUNTARY LIFE PAYABLE	LIFE INSURANCE		344.70				
01 500170	LIFE/LTD/LTC INSURANCE	LIFE INSURANCE		914.68				
I-UNC202202156651	LONG TERM CARE	R	2/23/2022			123701		
01 22060	OTHER INSURANCE PAYABLE	LONG TERM CARE		2.35				
01 500170	LIFE/LTD/LTC INSURANCE	LONG TERM CARE		436.40				
I-UNM202202016633	LONG TERM CARE	R	2/23/2022			123701		
01 22060	OTHER INSURANCE PAYABLE	LONG TERM CARE		1.75				
01 500170	LIFE/LTD/LTC INSURANCE	LONG TERM CARE		541.88				
I-UNM202202156651	LONG TERM DISABILITY	R	2/23/2022			123701		
01 500170	LIFE/LTD/LTC INSURANCE	LONG TERM DISABILITY		541.88				4,159.96
4800	WATERFORD SERVICES, LLC.							
I-191196	ANDRA/ACCUTAB	R	2/23/2022			123702		
01 530260	WATER TREATMENT CHEMICALS	ANDRA/ACCUTAB		1,002.00				1,002.00
1290	ARBUCKLE, JUSTIN							
I-202202246673	MEALS,MILEAGE,LODGE/2022 RWAU	R	2/24/2022			123703		
01 510480	TRAINING & EDUCATION - ADM	MEALS/2022 RWAU - EM		138.00				
01 510480	TRAINING & EDUCATION - ADM	MILEAGE/2022 RWAU -		229.52				
01 510480	TRAINING & EDUCATION - ADM	LODGING/2022 RWAU -		100.00				467.52
1446	BECK, BRETT S							
I-202202246675	MEALS,LODGE/2022 RWAU CONF	R	2/24/2022			123704		
01 510480	TRAINING & EDUCATION - ADM	MEALS/2022 RWAU - EM		138.00				
01 510480	TRAINING & EDUCATION - ADM	MEALS/2022 RWAU - EM		100.00				238.00
2483	HAGEN, ADAM							
I-202202246677	MEALS,MILEAGE,LODGE/2022 RWAU	R	2/24/2022			123705		
01 510480	TRAINING & EDUCATION - ADM	MEALS/2022 RWAU - EM		163.00				
01 510480	TRAINING & EDUCATION - ADM	MILEAGE/2022 RWAU -		229.52				
01 510480	TRAINING & EDUCATION - ADM	LODGING/2022 RWAU -		100.00				492.52
2562	HILDEBRAND, JASON G							
I-202202246676	MEALS,LODGE/2022 RWAU CONF	R	2/24/2022			123706		
01 510480	TRAINING & EDUCATION - ADM	MEALS/2022 RWAU - EM		163.00				
01 510480	TRAINING & EDUCATION - ADM	LODGING/2022 RWAU -		100.00				263.00

VENDOR I.D.	NAME	STATUS	CHECK DATE	AMOUNT	DISCOUNT	CHECK NO	CHECK STATUS	CHECK AMOUNT
3167	MOEAKIOLA, DAVID							
I-202202246674	MEALS,MILEAGE,LODGE/2022 RWAU	R	2/24/2022			123707		
01 510480	TRAINING & EDUCATION - ADM		MEALS/2022 RWAU - EM	138.00				
01 510480	TRAINING & EDUCATION - ADM		MILEAGE/2022 RWAU -	229.52				
01 510480	TRAINING & EDUCATION - ADM		LODGING/2022 RWAU -	100.00				467.52
4927	WILHELMSSEN, MARK W							
I-202202246678	MEALS,MILEAGE,LODGE/2022 RWAU	R	2/24/2022			123708		
01 510480	TRAINING & EDUCATION - ADM		MEALS/2022 RWAU - EM	138.00				
01 510480	TRAINING & EDUCATION - ADM		MILEAGE/2022 RWAU -	229.52				
01 510480	TRAINING & EDUCATION - ADM		LODGING/2022 RWAU -	100.00				467.52

* * T O T A L S * *	NO	INVOICE AMOUNT	DISCOUNTS	CHECK AMOUNT
REGULAR CHECKS:	135	2,654,467.81	0.00	2,654,467.81
HAND CHECKS:	0	0.00	0.00	0.00
DRAFTS:	16	233,178.87	0.00	233,178.87
EFT:	0	0.00	0.00	0.00
NON CHECKS:	0	0.00	0.00	0.00
VOID CHECKS:	0 VOID DEBITS	0.00		
	VOID CREDITS	0.00	0.00	0.00

TOTAL ERRORS: 0

\*\* G/L ACCOUNT TOTALS \*\*

G/L ACCOUNT	NAME	AMOUNT
01 21015	AMEX/MC PAYABLE	38,820.74
01 22040	RETIREMENT CONTRIB PAYABLE	7,199.03
01 22050	HEALTH INSURANCE PAYABLE	1,691.33
01 22060	OTHER INSURANCE PAYABLE	11.10
01 22062	VOLUNTARY LIFE PAYABLE	1,390.56
01 22080	GARNISHMENT PAYABLE	168.92
01 22090	CAFETERIA PLAN PAYABLE	8,469.46
01 23010	FEDERAL W/H & MEDICARE PAYABLE	37,615.62
01 23020	STATE W/H PAYABLE	17,943.43
01 43099	MISC INCOME	1,014.35
01 500110	STATE RETIREMENT PLAN	67,426.72
01 500120	401K PLAN EXPENSE	44,309.06
01 500130	HEALTH INSURANCE	123,220.54
01 500150	MEDICARE	5,455.67
01 500170	LIFE/LTD/LTC INSURANCE	7,003.79
01 510220	BUILDING & GROUNDS	10,157.61
01 510230	VEHICLE FUEL - ADM	1,990.03

Payroll Taxes and Employee Benefits \$321,905.23

\*\* G/L ACCOUNT TOTALS \*\*

G/L ACCOUNT	NAME	AMOUNT
01 510235	VEHICLE LEASE	10,099.35
01 510410	OFFICE SUPPLIES/PRINTING	3,499.87
01 510420	POSTAGE & MAILING	12,929.42
01 510430	GENERAL ADMINISTRATIVE	12,146.83
01 510440	COMPUTER SUPPLIES/EQUIPMENT	22,351.42
01 510460	UTILITIES - ADMIN	9,971.87
01 510470	TELEPHONE	7,813.17
01 510480	TRAINING & EDUCATION - ADM	9,448.25
01 510490	SAFETY EXPENSE	1,551.16
01 510520	PROFESSIONAL CONSULTING	3,662.80
01 510530	PUBLIC RELATIONS/CONSERVATION	2,530.10
01 510540	BANKING & BONDING EXPENSE	742.15
01 510591	PAYMENTS TO OTHER GOV AGENCIES	32,247.66
01 520240	TOOLS & SUPPLIES - ENG	1,304.46
01 520270	WATER TESTING FEES	771.40
01 520520	PROFESSIONAL CONSULTING - ENG	13,702.00
01 520920	INFRASTRUCTURE PURCHASES	79,386.08
01 520920-18B	4100 S/WEST OF BANGERTER	1,200.00
01 520920-19C	2200 W WATERLINE PROJECT	13,112.80
01 520920-20B	RUSHTON WATER TREATMENT PLANT	35,585.65
01 520920-20D	KENT BOOSTER RPLCMNT & TANK	11,756.42
01 520920-20E	PIONEER WWPS REPLACEMENT	3,785.75
01 520920-20G	BLDG B REMODEL & EXPANSION	387,478.32
01 520920-20N	SCADA MODIFICATIONS/UPGRADES	25,360.00
01 520920-22D	4100 S & 4700 S WATERLINES	1,575.25
01 530210	REPAIR SUPPLIES - CONST	32,259.80
01 530240	TOOLS & SUPPLIES - CONST	6,797.68
01 530250	WATER SUPPLY EXPENSE	516,650.82
01 530260	WATER TREATMENT CHEMICALS	1,002.00
01 530280	UTILITIES - WATER/OPS	14,799.47
01 530910	MACHINERY & EQUIPMENT - CONST	107,100.00
01 550210	REPAIR SUPPLIES - WW	915.12
01 550240	TOOLS & SUPPLIES - WW	3,004.03
01 550280	UTILITIES - WW	14,642.11
01 560210	REPAIR SUPPLIES - METER	9,276.97
01 570230	VEHICLE MAINT & FUEL - VEH	19,679.95
01 570240	TOOLS - VEH	516.36
01 580310	FACILITY OPERATION - C.V.	492,671.38
01 580320	PROJECT BETTERMENTS- C.V.	123,600.64
01 580340	PRETREATMENT FIELD - C.V.	29,532.88
01 580350	LABORATORY - C.V.	20,895.93
01 580380	CVW DEBT SERVICE	416,401.40
	*** FUND TOTAL ***	2,887,646.68

Infrastructure \$559,240.27

Jordan Valley Water

Central Valley Water \$1,083,102.23

VENDOR I.D.	NAME	STATUS	CHECK DATE	AMOUNT	DISCOUNT	CHECK NO	CHECK STATUS	CHECK AMOUNT
			NO	INVOICE AMOUNT				CHECK AMOUNT
VENDOR SET: 01	BANK: GENCK TOTALS:	151		2,887,646.68		0.00		2,887,646.68
BANK: GENCK	TOTALS:	151		2,887,646.68		0.00		2,887,646.68
REPORT TOTALS:		151		2,887,646.68		0.00		2,887,646.68

% of Total

Central Valley Water	\$ 1,083,102.23	38%
Infrastructure	\$ 559,240.27	19%
Jordan Valley Water	\$ 516,650.82	18%
Payroll Taxes and Employee Benefits	\$ 321,905.23	11%
Other	\$ 406,748.13	14%

# WATER MAINTENANCE REPORT



# Water Systems Update

## 2022 Data:

- 11 Breaks in February
- 22 Breaks Year-to-Date
- 43 % Above YTD Four-Year Average
- February Above the Average of 6.3 Breaks

## Long Term Break Rate Target

### Development Considerations:

- Level of Service Targets / Disruption of Service Rates
- Water Quality Impacts
- Water Rate Impacts
- Claim Exposure
- System Reliability

Water Main Breaks



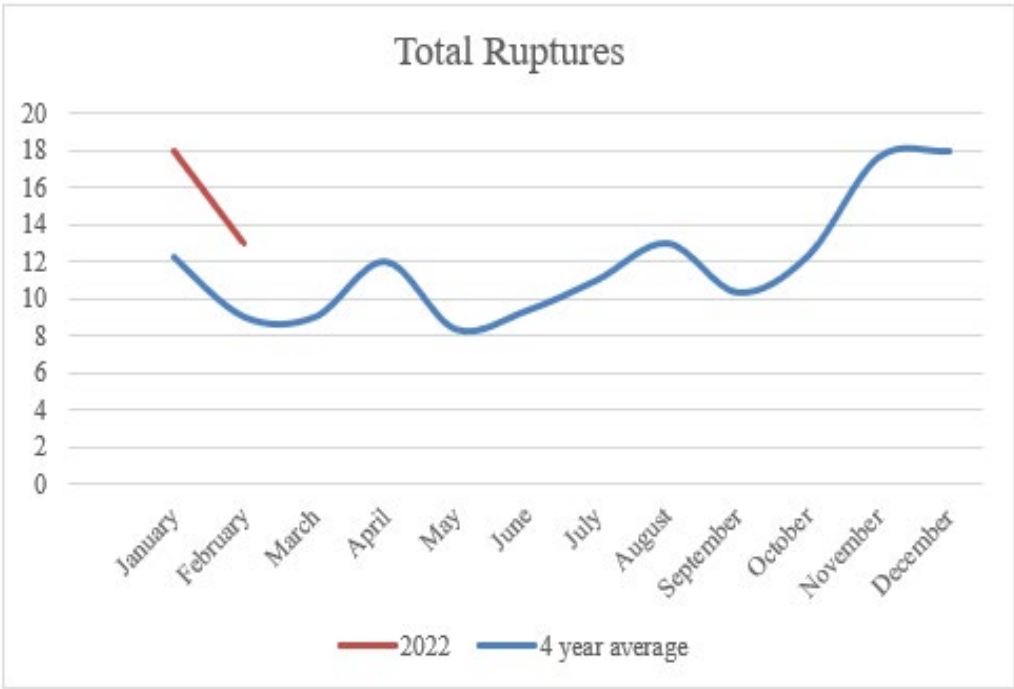
# Water Systems Update

## Water Breaks and Leaks

Breaks & Leaks Combined Totals															
GHID Breaks					GHID Leaks					Total Ruptures					
2018	2019	2020	2021	2022	Year	2018	2019	2020	2021	2022	2018	2019	2020	2021	2022
10	12	8	7	11	January	4	1	2	1	7	14	13	10	8	18
5	9	3	2	11	February	1	4	2	3	2	6	13	5	5	13
4	1	5	4		March	1	9	3	5		5	10	8	9	
9	4	4	6		April	2	2	10	10		11	6	14	16	
2	0	9	3		May	5	5	5	3		7	5	14	6	
4	3	7	5		June	7	5	5	3		11	8	12	8	
5	4	6	4		July	5	8	6	5		10	12	12	9	
7	3	5	8		August	6	7	9	7		13	10	14	15	
6	6	6	4		September	6	5	8	2		12	11	14	6	
6	15	5	7		October	3	3	4	3		9	18	9	10	
13	14	15	7		November	4	2	5	10		17	16	20	17	
7	8	26	9		December	5	3	4	4		12	11	30	13	
<b>15</b>	<b>21</b>	<b>11</b>	<b>9</b>	<b>22</b>	<b>Totals to Date</b>	<b>5</b>	<b>5</b>	<b>4</b>	<b>4</b>	<b>9</b>	<b>20</b>	<b>26</b>	<b>15</b>	<b>13</b>	<b>31</b>
78	79	99	66	22	Annual Totals	49	54	63	56	9	127	133	162	122	31
	+40%	-48%	-18%	+144%		+0%	-20%	+0%	+125%		+30%	-42%	-13%	+138.5%	
	% Change from Prior Year					% Change from Prior Year					% Change from Prior Year				

Waterline breaks and leaks totaled 11 breaks and two service leaks in February 2022.

## Four Year Average Trends



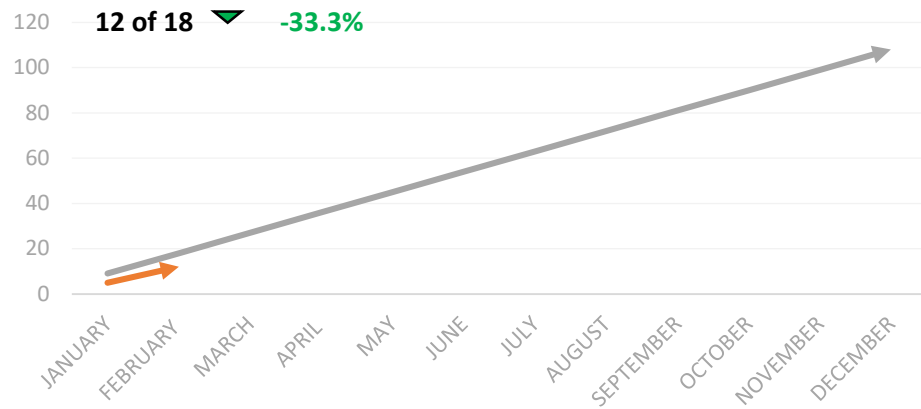
The District's total ruptures continued above the four-year average trendline for February 2022.





# Water Systems Update

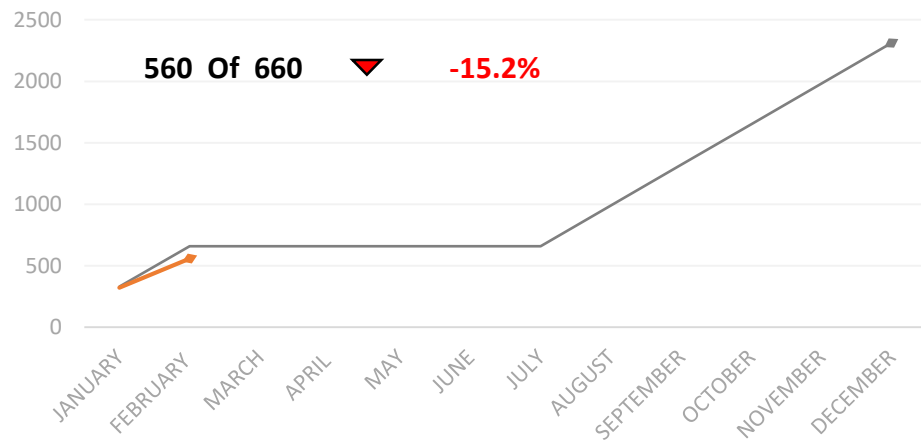
Corrective Valve Maintenance



**2022 Data:**

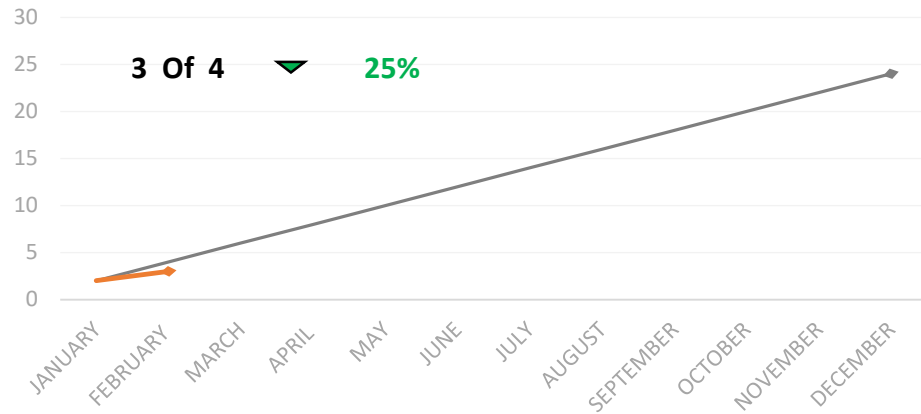
- 12 corrective valve work orders have been completed to date. Seven work orders were completed in February. Two were created in February, there are 69 valve work orders currently open for repairs.
- The valve maintenance crew has completed 560 planned valve work orders to date. Crews completed 238 planned valve maintenance work orders in February.

Planned Valve Maintenance



# Water Systems Update

### Valves Found Off Rate



### Valve Work Order Completed

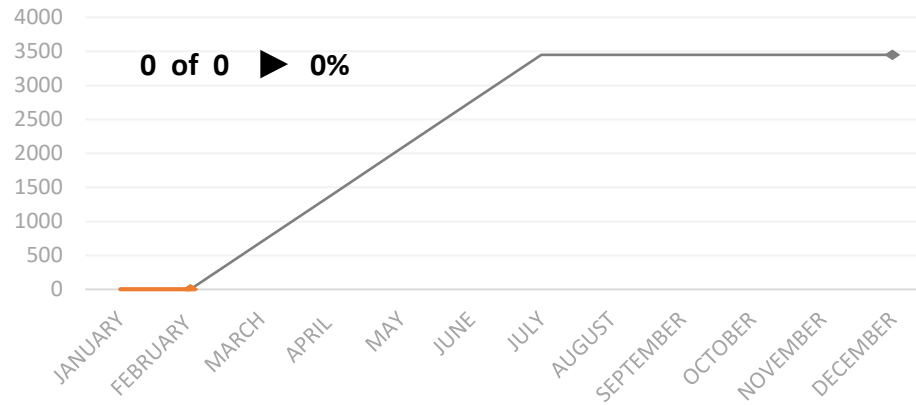


### 2022 Data:

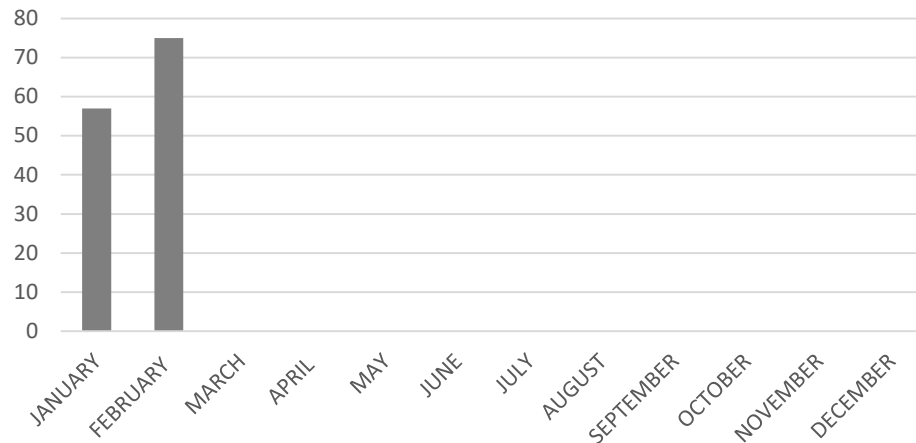
- Valve crews have located three valves off to date. All valves found off have been turned back on. In February, crews found two valves off.
- Seven valve work orders have been completed in February. The valve repair and replacement crew has 69 open valve work orders. Based on the open valve work orders, and our goal of four work orders created per month, the valve crew is on schedule to complete all open valve work orders during 2022.

# Water Systems Update

### Planned Fire Hydrant Maintenance



### Fire Hydrant Work Order Completed

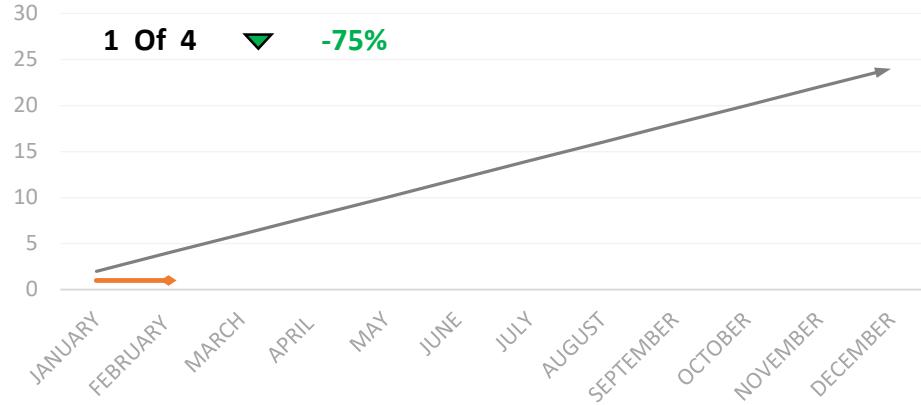


### 2022 Data:

- There was no planned fire hydrant maintenance in February. Planned fire hydrant maintenance will begin in March.
- Crews completed 75 fire hydrant work orders in February. To date, crews have completed 132 work orders. Currently, there are 107 open fire hydrant work orders.

# Water Systems Update

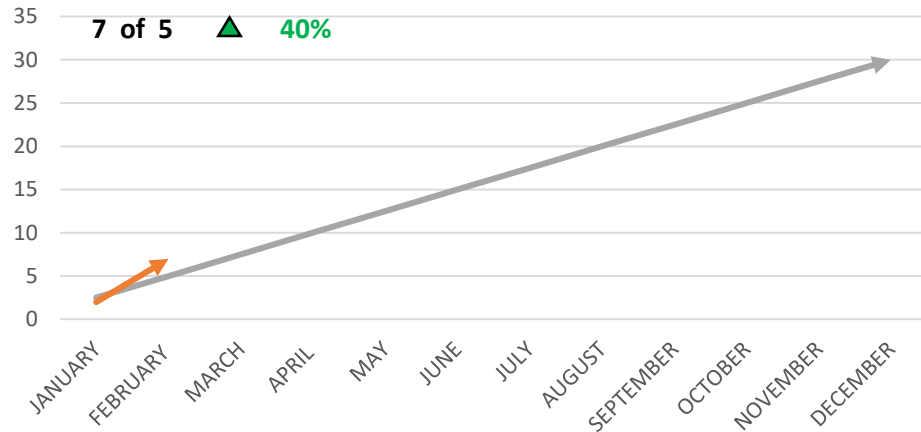
Hydrant Effectiveness Out of Service Rate



## 2022 Data:

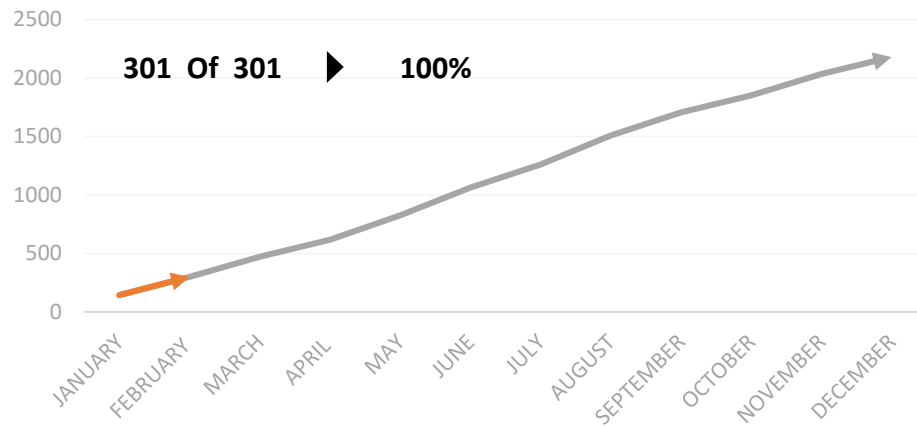
- To date, we have had one fire hydrant tagged out of service for repairs or replacements. We had 0 in the month of February.
- The District’s fire hydrant crew replaced five fire hydrants that were leaking and beyond repair with new Mueller fire hydrants in the month of February. To date, crews have replaced 7 fire hydrants.

Fire Hydrant Replacement



# Water Systems Update

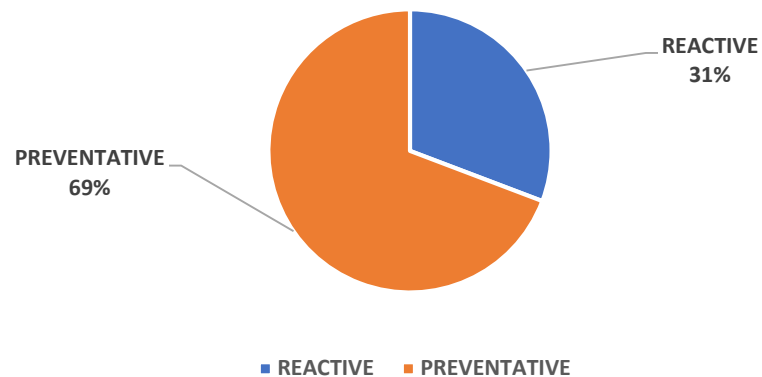
Total Scheduled Routine Maintenance



## 2022 Data:

- We are currently at 100% for all scheduled routine maintenance of our water sources. 301 of 301 scheduled routine maintenance tasks for the year. This includes all the daily, weekly, monthly, quarterly, and yearly tasks.
- To date there have been 31% reactive work orders, and 69% preventative work orders completed.

Preventative Vs. Reactive



# WASTEWATER MAINTENANCE REPORT



# Wastewater Maintenance MWPP Annual Report

*Municipal Wastewater Planning Program  
(MWPP)  
Annual Report  
for the year ending 2021  
GRANGER-HUNTER IMP. DIST.*



## Municipal Wastewater Planning Program (MWPP) Annual Report

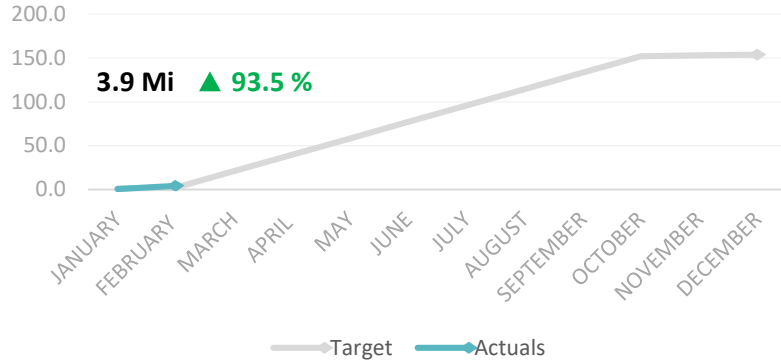
Every year the District is required to complete the MWPP report, adopt, and submit the to the State of Utah Department of Environmental Quality, Water Quality Division.

- **Adoption Requested:** Consider adoption of the Municipal Wastewater Planning Program (MWPP) Report for the year ending 2021 that will be submitted to the State of Utah Department of Environmental Quality, Water Quality Division.



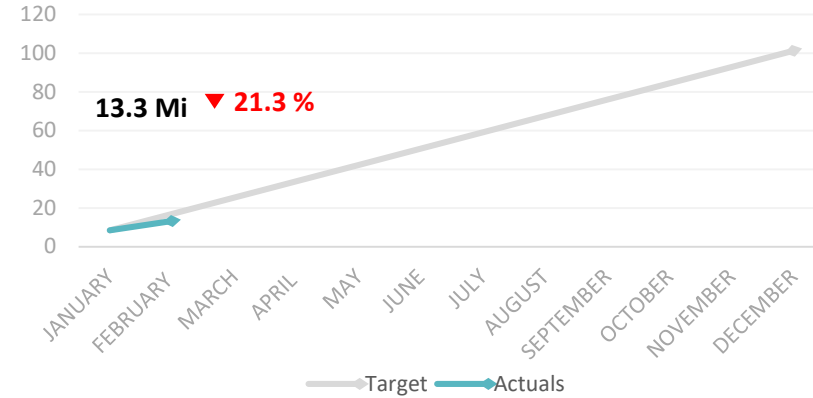
# Wastewater Maintenance Update

## Collection System Cleaning



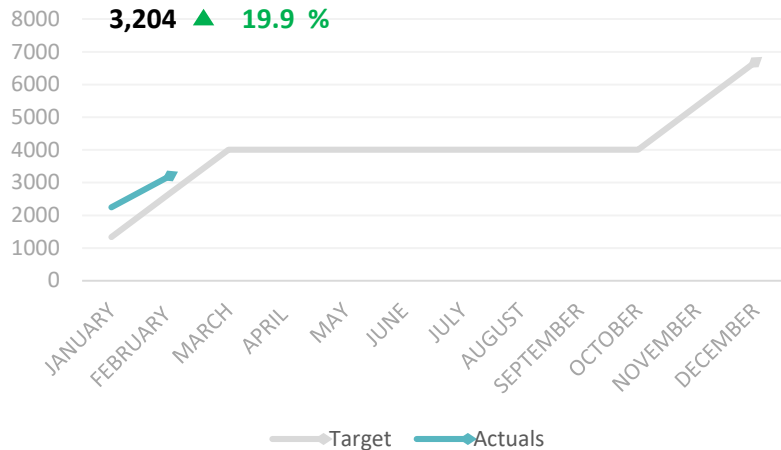
**Variance Description** – We were able to get the Vactor trucks out to start cleaning done a few of the afternoons in February. We currently remain above our target.

## Collection System CCTV



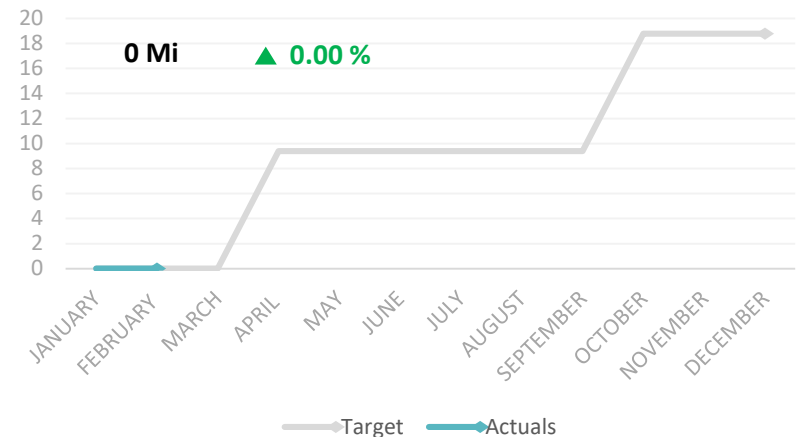
**Variance Description** – We had some CCTV equipment go down in the middle of February. We currently sit below our projected target.

## Manhole Inspection



**Variance Description** – We had another good month of manhole inspections. Currently still above our projected target.

## Collection System Hot Spot Cleaning

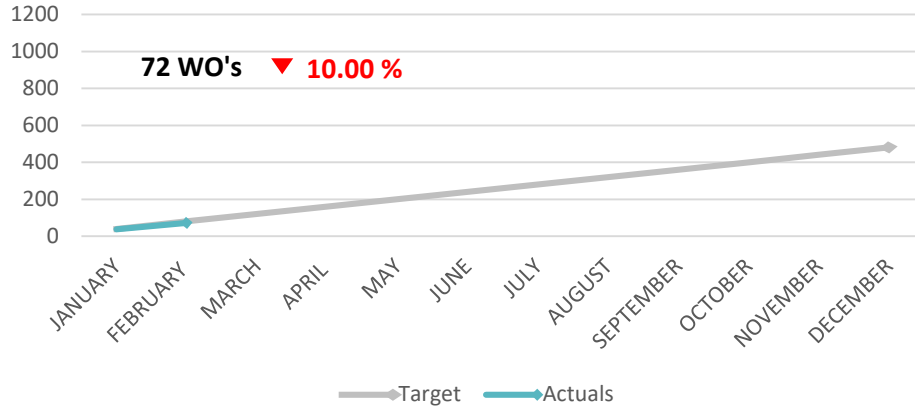


**Variance Description** – Hotspots will begin in April.



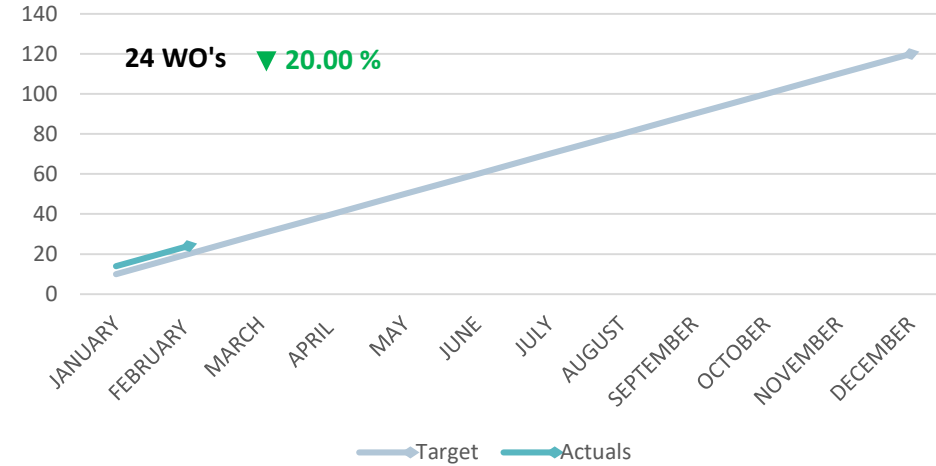
# Wastewater Maintenance Update

## WWPS Preventative Maintenance WO Totals



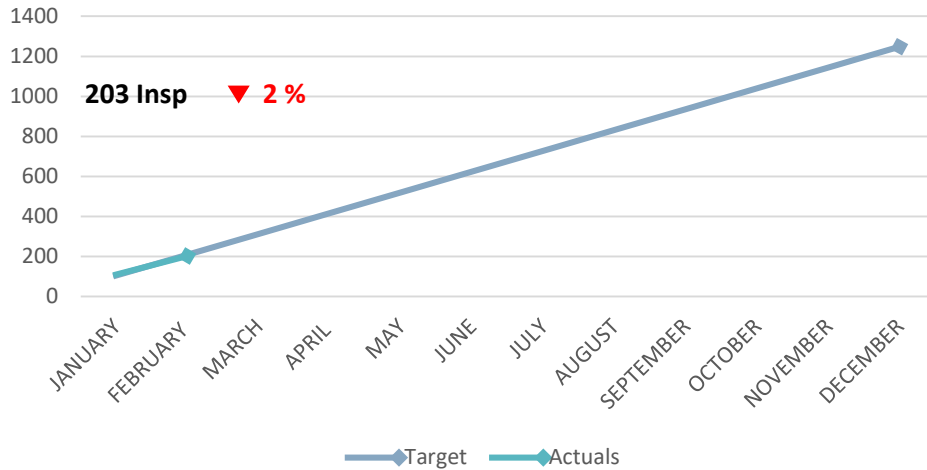
**Variance Description** – The WWPS crews finished 6 work orders short on the preventative maintenance target, this is an ongoing process finding the happy medium for targets, by doing a lot more inspections, and catching problems before they result in reactive maintenance.

## WWPS Reactive Maintenance WO Totals



**Variance Description** – The WWPS crews had a total of 10 reactive maintenance WO's for the month of February, 4 less than January. We are striving to keep the reactive maintenance WO's down.

## WWPS Inspections

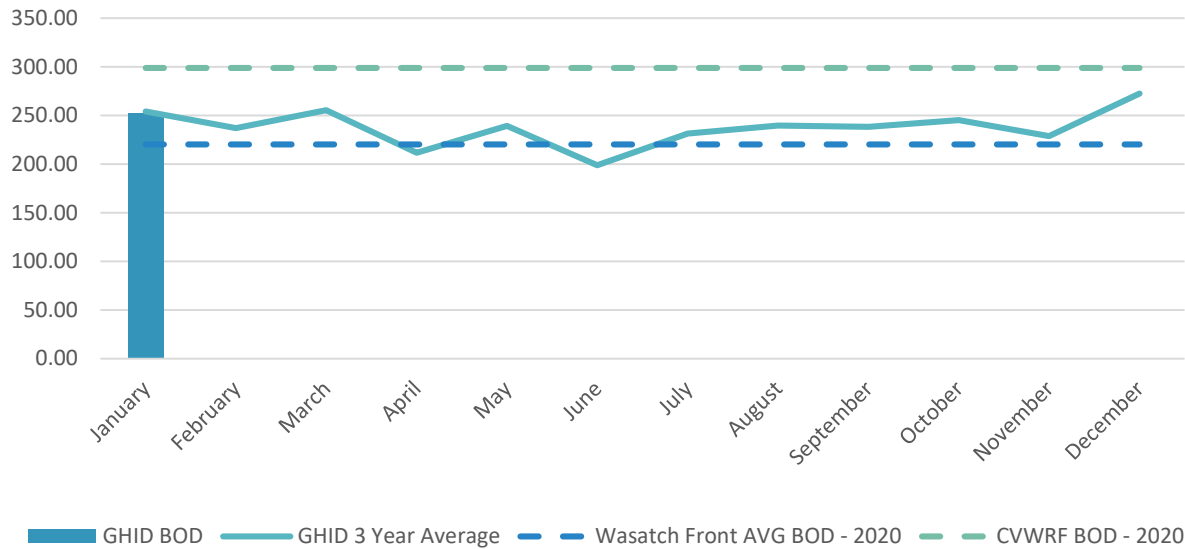


**Variance Description** – Our WWPS did a great job keeping up on monthly inspections, falling just short of accomplishing all scheduled inspections.

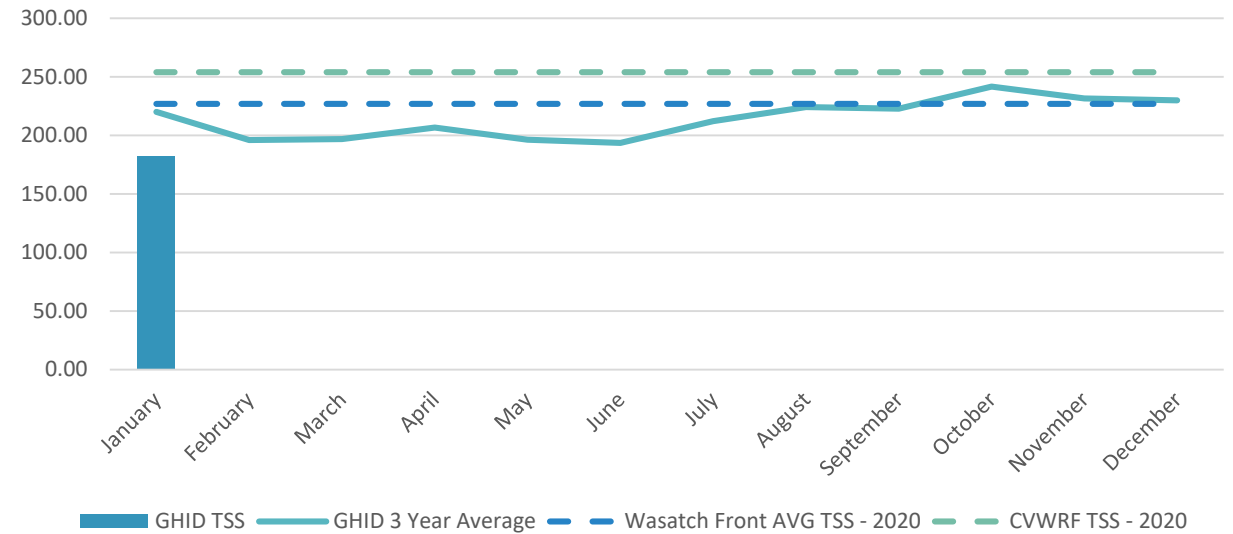


# Wastewater Maintenance Update

## BOD - Concentration



## TSS - Concentration



The surrounding area average BOD/TSS numbers come from 2020 data collected from the following entities: South Valley Sewer District, South Davis Sewer District, Snyderville Basin Water Reclamation Facility, Timpanogos Special Service District, and Springville City. More Data is being collected to better understand where our sewer strength levels stand.

# MUNICIPAL WASTEWATER PLANNING PROGRAM REPORT





*Municipal Wastewater Planning Program (MWPP)  
Annual Report  
for the year ending 2021  
GRANGER-HUNTER IMP. DIST.*

**SUBMIT BY APRIL 15, 2022**

Are you the person responsible for completing this report for your organization?

Yes

No

This is the current information recorded for your facility:

<b>Facility Name:</b>	GRANGER-HUNTER IMP. DIST.
<b>Contact - First Name:</b>	Ricky
<b>Contact - Last Name:</b>	Necaise
<b>Contact - Title</b>	Dir. of Wastewater Systems
<b>Contact - Phone:</b>	801-955-2236
<b>Contact - Email:</b>	r.necaise@ghid.org

Is this information above complete and correct?

Yes

No

Your wastewater system is described as Collection & Financial:

**Classification:** COLLECTION

**Grade:** IV

(if applicable)

**Classification:** -

**Grade:** -

Is this correct?

**WARNING:** If you select 'no', you will no longer have access to this form upon clicking Save & Continue. DWQ will update the information and contact you again.

Yes

No

Click on a link below to view a previous year's examples of sections in the survey:

(Your wastewater system is described as Collection & Financial)

[MWPP Collection System.pdf](#)

[MWPP Discharging Lagoon.pdf](#)

[MWPP Financial Evaluation.pdf](#)

[MWPP Mechanical Plant.pdf](#)

[MWPP Non-Discharging Lagoon.pdf](#)

Will multiple people be required to fill out this form?

Yes

No

Please update the information for the person in charge of filling out each section.

	Email	Name	Notes
	ex. john@email.com	(first and last)	These notes will be sent in the invite email
Financial Evaluation	a.ballard@ghid.org	Austin Ballard	Financial portion of the MWPP.
Collection System	r.necaise@ghid.org	Ricky Necaise	
Review, sign and submit	r.necaise@ghid.org	Ricky Necaise	

Click 'Yes' to send an email to each responsible person with the notes you've included (if any) with a link to the forms and to receive updates

- Yes, send the link to this form for the next person to fill out.
- Continue filling out the form myself and send the link to others later.

## Financial Evaluation Section

Form completed by:

Austin Ballard

### Part I: GENERAL QUESTIONS

Are sewer revenues maintained in a dedicated purpose enterprise/district account? Yes No



	Yes	No
Are you collecting 95% or more of your anticipated sewer revenue?	<input checked="" type="radio"/>	<input type="radio"/>
Are Debt Service Reserve Fund <sup>6</sup> requirements being met?	<input checked="" type="radio"/>	<input type="radio"/>

What was the annual average User Charge<sup>16</sup> for 2021?

21.50
-------

Do you have a water and/or sewer customer assistance program\* (CAP)?

<input type="radio"/> Yes
<input checked="" type="radio"/> No

## Part II: OPERATING REVENUES AND RESERVES

	Yes	No
Are property taxes or other assessments applied to the sewer systems <sup>10</sup> ?	<input checked="" type="radio"/>	<input type="radio"/>

2021 Revenue from these taxes =

1,997,457
-----------

	Yes	No
Are sewer revenues <sup>14</sup> sufficient to cover operations & maintenance costs <sup>9</sup> , and repair & replacement costs <sup>12</sup> (OM&R) at this time?	<input type="radio"/>	<input checked="" type="radio"/>
Are projected sewer revenues sufficient to cover OM&R costs for the <i>next five years</i> ?	<input type="radio"/>	<input checked="" type="radio"/>

- Does the sewer system have sufficient staff to provide proper OM&R?  Yes  No
- Has a repair and replacement sinking fund<sup>13</sup> been established for the sewer system?  Yes  No
- Is the repair & replacement sinking fund sufficient to meet anticipated needs?  Yes  No

### Part III: CAPITAL IMPROVEMENTS REVENUES AND RESERVES

- |  | Yes                              | No                               |
|--|----------------------------------|----------------------------------|
| Are sewer revenues sufficient to cover all costs of current capital improvements <sup>3</sup> projects?                        | <input type="radio"/>            | <input checked="" type="radio"/> |
| Has a Capital Improvements Reserve Fund <sup>4</sup> been established to provide for anticipated capital improvement projects? | <input checked="" type="radio"/> | <input type="radio"/>            |
| Are projected Capital Improvements Reserve Funds sufficient for the <i>next five years</i> ?                                   | <input checked="" type="radio"/> | <input type="radio"/>            |
| Are projected Capital Improvements Reserve Funds sufficient for the <i>next ten years</i> ?                                    | <input type="radio"/>            | <input checked="" type="radio"/> |
| Are projected Capital Improvements Reserve Funds sufficient for the <i>next twenty years</i> ?                                 | <input type="radio"/>            | <input checked="" type="radio"/> |

### Part IV: FISCAL SUSTAINABILITY REVIEW

- |   | Yes                              | No                    |
|---|----------------------------------|-----------------------|
| Have you completed a Rate Study <sup>11</sup> within the last five years? | <input checked="" type="radio"/> | <input type="radio"/> |
| Do you charge Impact fees <sup>12</sup> ?                                 | <input checked="" type="radio"/> | <input type="radio"/> |

2021 Impact Fee (if not a flat fee, use average of all collected fees)

=

1,923
-------

- |  | Yes                              | No                    |
|--|----------------------------------|-----------------------|
| Have you completed an Impact Fee Study in accordance with UCA 11-36a-3 within the last five years? | <input checked="" type="radio"/> | <input type="radio"/> |
| Do you maintain a Plan of Operations <sup>10</sup> ?   | <input checked="" type="radio"/> | <input type="radio"/> |

Have you updated your Capital Facility Plan<sup>2</sup> within the last five years?  Yes  No

Do you use an Asset Management<sup>1</sup> system for your sewer systems?  Yes  No

Describe the Asset Management System (check all that apply)

Spreadsheet

GIS

Accounting Software

Specialized Software

Other

Do you know the total replacement cost of your sewer system capital assets?  Yes  No

2021 Replacement Cost =

500-600 Million

Do you fund sewer system capital improvements annually with sewer revenues at 2% or more of the total replacement cost?  Yes  No

What is the sewer/treatment system annual asset renewal\* cost as a percentage of its total replacement cost?  2-5%  6-10%

What is the sewer/treatment system annual asset renewal\* cost as a percentage of its total replacement cost?

1.39

## Part V: PROJECTED CAPITAL INVESTMENT COSTS

Cost of projected capital improvements

	Cost Please enter a valid numerical value	Purpose of Improvements		
		Replace/Restore	New Technology	Increase Capacity
2022	8,331,000	<input checked="" type="checkbox"/>	<input checked="" type="checkbox"/>	<input checked="" type="checkbox"/>
2022 thru 2026	33,868,971	<input checked="" type="checkbox"/>	<input checked="" type="checkbox"/>	<input checked="" type="checkbox"/>
2027 thru 2031	35,682,320	<input checked="" type="checkbox"/>	<input checked="" type="checkbox"/>	<input checked="" type="checkbox"/>
2032 thru 2036	40,371,269	<input checked="" type="checkbox"/>	<input checked="" type="checkbox"/>	<input checked="" type="checkbox"/>
2037 thru 2041	45,676,386	<input checked="" type="checkbox"/>	<input checked="" type="checkbox"/>	<input checked="" type="checkbox"/>

**This is the end of the Financial questions**

To the best of my knowledge, the Financial section is completed and accurate.

Yes

This is the end of the Financial section. What would you like to do next?

This entire section is complete. Send the link to the next person in charge. *(Once you Save & Continue, you will no longer be able to use the same link to view/edit your responses).*

I will continue to fill out/review the next section myself.

# Collections System Section

Form completed by:

May Receive Continuing Education /units (CEUs)

Ricky Necaise

## Part I: SYSTEM DESCRIPTION

What is the largest diameter pipe in the collection system (diameter in inches)?

48 inches

What is the average depth of the collection system (in feet)?

9.93 feet

What is the total length of sewer pipe in the system (length in miles)?

304

How many lift/pump stations are in the collection system?

12

What is the largest capacity lift/pump station in the collection system (design capacity in gallons per minute)?

15,000 gpm

Do seasonal daily peak flows exceed the average peak daily flow by 100 percent or more?

Yes

No

What year was your collection system first constructed (approximately)?

1958

In what year was the largest diameter sewer pipe in the collection system constructed, replaced or renewed? (If more than one, cite the oldest)

1998

## **PART II: DISCHARGES**

How many days last year was there a sewage bypass, overflow or basement flooding in the system due to rain or snowmelt?

0

How many days last year was there a sewage bypass, overflow or basement flooding due to equipment failure (except plugged laterals)?

0

*The Utah Sewer Management Program defines two classes of sanitary sewer overflows (SSOs):*

**Class 1-** a Significant SSO means a SSO or backup that is not caused by a private lateral obstruction or problem that:

- (a) affects more than five private structures;
- (b) affects one or more public, commercial or industrial structure(s);
- (c) may result in a public health risk to the general public;
- (d) has a spill volume that exceeds 5,000 gallons, excluding those in single private structures; or
- (e) discharges to Waters of the state.

**Class 2 -** a Non-Significant SSO means a SSO or backup that is not caused by a private lateral obstruction or problem that does not meet the Class 1 SSO criteria.

Below include the number of SSOs that occurred in year: 2021

	Number
Number of Class 1 SSOs in Calendar year	0
Number of Class 2 SSOs in Calendar year	0

Please indicate what caused the SSO(s) in the previous question.

N/A

Please specify whether the SSOs were caused by contract or tributary community, etc.

N/A

### **Part III: NEW DEVELOPMENT**

Did an industry or other development enter the community or expand production in the past two years, such that flow or wastewater loadings to the sewerage system increased by 10% or more?

Yes
No

Are new developments (industrial, commercial, or residential) anticipated in the next 2 - 3 years that will increase flow or BOD5 loadings to the sewerage system by 25% or more?

Yes
No

Number of new commercial/industrial connections in the last year

20
----

Number of new residential sewer connections added in the last year

50
----

Equivalent residential connections<sup>7</sup> served

45,124
--------

## **Part IV: OPERATOR CERTIFICATION**

How many collection system operators do you employ?

32
----



Approximate population served

130,000

*State of Utah Administrative Rules requires all public system operators considered to be in Direct Responsible Charge (DRC) to be appropriately certified at least at the Facility's Grade.*

List the designated Chief Operator/DRC for the Collection System below:

	Name First and Last Name	Grade	Email Please enter full email address
Chief Operator/DRC	Ricky Necaise	IV	r.necaise@ghid.org

List all other Collection System operators with DRC responsibilities in the field, by certification grade, separate names by commas:

	Name separate by comma
SLS <sup>17</sup> Grade I:	
Collection Grade I:	
Collection Grade II:	
Collection Grade III:	
Collection Grade IV:	Kyle Dean, Andrew Ovard

List all other Collection System operators by certification grade, separate names by commas:

	Name separate by comma
SLSI <sup>7</sup> Grade I:	
Collection Grade I:	
Collection Grade II:	
Collection Grade III:	
Collection Grade IV:	Blake Allen, Levi Allred, Asaasa Failealofa, Ian Bailey, Daniel Barbosa, Riley Beason, Brett Beck, Damien Blevins, Charles Casias, Stephen Clark, Ryan Draney, Shawn Ellis, Nathan Farrer, Jeremy Gregory, Dustin Kemp, Michelle Ketchum, Bruce Loveland, Todd Marti, Ryan Michaelson, Dustin Mills, David Moeakola, Victor Narteh, Aaron Perry, Ryan Perry, Adam Spackman, Gunner
No Current Collection Certification:	Thomas, Andrew Warr, Mark Wilhelmsen, David York

Is/are your collection DRC operator(s) currently certified at the appropriate grade for this facility?

Yes
No

## Part V: FACILITY MAINTENANCE

	Yes	No
Have you implemented a preventative maintenance program for your collection system?	<input checked="" type="radio"/>	<input type="radio"/>
Have you updated the collection system operations and maintenance manual within the past 5 years?	<input checked="" type="radio"/>	<input type="radio"/>
Do you have a written emergency response plan for sewer systems?	<input checked="" type="radio"/>	<input type="radio"/>
Do you have a written safety plan for sewer systems?	<input checked="" type="radio"/>	<input type="radio"/>
Is the entire collections system TV inspected at least every 5 years?	<input checked="" type="radio"/>	<input type="radio"/>
Is at least 85% of the collections system mapped in GIS?	<input checked="" type="radio"/>	<input type="radio"/>

## Part VI: SSMP EVALUATION

	Yes	No
Has your system completed a Sewer System Management Plan (SSMP)?	<input checked="" type="radio"/>	<input type="radio"/>
Has the SSMP been adopted by the permittee's governing body at a public meeting?	<input checked="" type="radio"/>	<input type="radio"/>
Has the completed SSMP been public noticed?	<input checked="" type="radio"/>	<input type="radio"/>
During the annual assessment of the SSMP, were any adjustments needed based on the performance of the plan?	<input checked="" type="radio"/>	<input type="radio"/>

Date of Public Notice

09/16/2014

What adjustments were made to the SSMP (i.e. line cleaning, CCTV inspections, manhole inspections and/or SSO events)?

Organizational changes and lift station/WWPS updates.

During 2021, was any part of the SSMP audited as part of the five year audit?

Yes

No

If yes, what part of the SSMP was audited and were changes made to the SSMP as a result of the audit?

Organizational changes and lift station/WWPS updates.

Have you completed a System Evaluation and Capacity Assurance Plan (SECAP) as defined by the Utah Sewer Management Program?

Yes
No

## Part VII: NARRATIVE EVALUATION

**This section should be completed with the system operators.**

Describe the physical condition of the sewerage system: (lift stations, etc. included)

The District has 12 Lift stations: six of those stations are over twenty years old since installation or any major upgrades. The District has over 304 miles of sewer pipe ranging from 6 inch to 48 inch in size. Some of the pipelines are over 50 years old since the original installation. The District started a Wastewater Master Plan Study in 2021 and will complete it in 2022.

What sewerage system capital improvements<sup>3</sup> does the utility need to implement in the next 10 years?

The District continues to do an annual rehabilitation project for sewer pipelines (CIPP) and manholes. There are also plans for upgrades and/or replacements of lift stations and other collection system improvements identified in the Wastewater Master Plan Study. One of the oldest Lift Stations (Pioneer WWPS) in the District is currently under construction for replacement.

What sewerage system problems, other than plugging, have you had over the last year?

Pump repairs and/or replacement at multiple lift stations.

Is your utility currently preparing or updating its capital facilities plan<sup>2</sup>?

Yes

No

Does the municipality/district pay for the continuing education expenses of operators?

100% Covered

Partially cover

Does not pay

Is there a written policy regarding continuing education and training for wastewater operators?

Yes

No

Any additional comments?

**This is the end of the Collections System questions**

To the best of my knowledge, the Collections System section is completed and accurate.


Yes

This is the end of the Collection System section, what would you like to do next?

This entire section is complete. Send the link to the next person in charge. *(Once you Save & Continue, you will no longer be able to use the same link to view/edit your responses).*

I will continue to fill out/review the next section myself.

I have reviewed this report and to the best of my knowledge the information provided in this report is correct.

 clear

Has this been adopted by the council? If no, what date will it be presented to the council?

Yes

No

What date will it be presented to the council?

**Date format ex. mm/dd/yyyy**

03/15/2022

NOTE: This questionnaire has been compiled for your benefit to assist you in evaluating the technical and financial needs of your wastewater systems. Completion of the collection section meets the annual reporting requirement for the USMP. If you received financial assistance from the Water Quality Board, annual submittal of this report is a condition of that assistance. Please answer questions as accurately as possible to give you the best evaluation of your facility. If you need assistance, please send an email to [wqinfo@utah.gov](mailto:wqinfo@utah.gov) and we will contact you as soon as possible. You may also visit our [Frequently Asked Questions](#) page.

Powered by Qualtrics

# WATER SUPPLY REVIEW

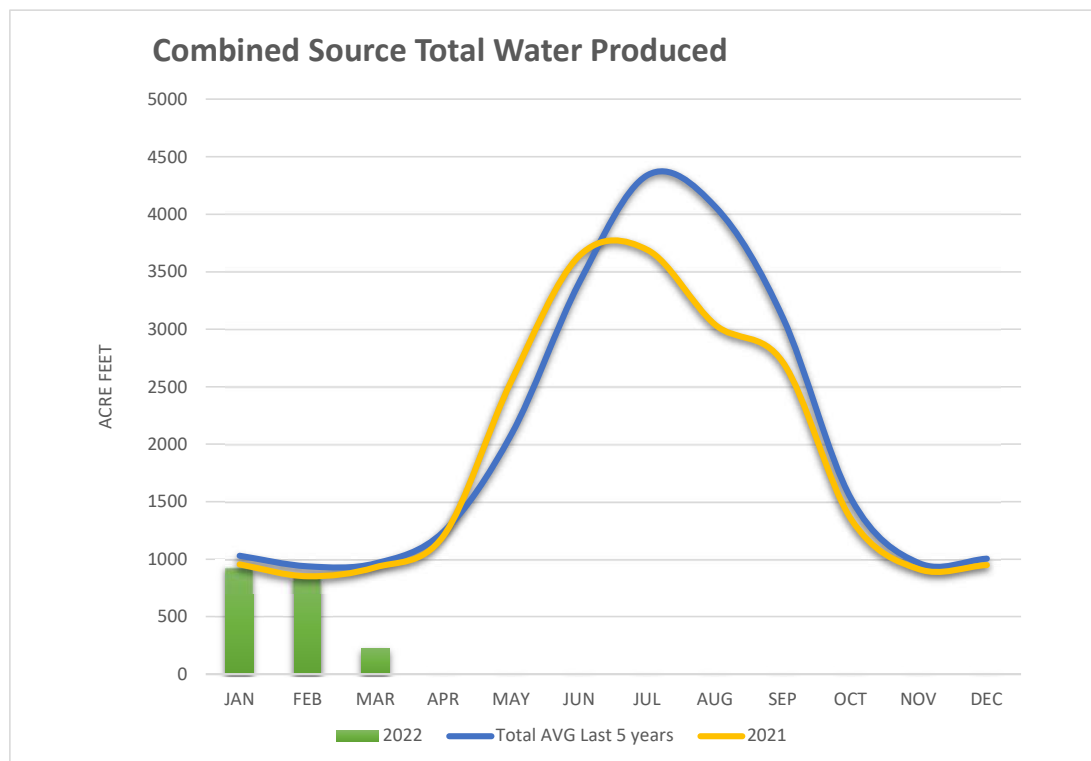


## WATER/WASTEWATER PRODUCTION REPORT - MARCH 2022

Production by Source (acre-feet)					
	Feb-22	2022 YTD	Feb-21	2021 YTD	5-year Avg.
GHID Wells	0.0	0.0	279.71	501.5	93.2
% of Total	0%	0%	33%	28%	9%
JVWCD	851.1	1,781.0	572.46	1,304.5	898.2
<b>TOTAL</b>	<b>851.1</b>	<b>1,781.0</b>	<b>852.2</b>	<b>1,805.9</b>	<b>23,808.9</b>
% of 5-year		7.48%		7.59%	
% JVWCD Contract		9.63%		7.05%	4.86%

Production by Well (acre-feet)					
	Feb-22	2022	Feb-21	2021	5-year Avg.
Well No. 1	0	0	0	0	700
Well No. 8	0	0	11.84	12	363
Well No. 12	0	0	186.82	218	1,000
Well No. 14	0	0	0	0	5
Well No. 15	0	0	0	0	653
Well No. 16	0	0	80.94	130	1,574
Well No. 17	0	0	0	0	1,088
<b>TOTAL</b>	<b>0</b>	<b>0</b>	<b>280</b>	<b>359</b>	<b>5,382</b>

Wastewater Flow (MGD daily flow average)			
	2022	2021	5-year
GHID	14.6		-
CVWRF	13.2	11.94	12.49





# CAPITAL PROJECTS UPDATE



CAPITAL PROJECTS APPROVALS - MARCH 2022

22F: RIDGELAND PUMP STATION REPLACEMENT PROJECT						
Capital Project: Ridgeland Pump Station Replacement/Site Improvements						
2022 Budget: \$200,000.00						
	Original Contract	Current Contract	% Contract Change	Amount Paid	% Complete	
Consultant: TBD	\$0.00	\$0.00	0%	\$0.00	0%	
Contractor: TBD	\$0.00	\$0.00	0%	\$0.00	0%	
<b>Project Description:</b> Replacement of the existing 4,000 GPM pumpstation at 2386 South 3600 West, including the building and generator, and upgrades to the site landscaping and fencing.						
<b>Project Update:</b> Granger-Hunter Improvement District solicited Statements of Qualifications (SOQs) to select an engineering firm to design the replacement of the Ridgeland Pump Station at 2386 South 3600 West. The pump station is over 50 years old and has reached the end of its useful life. The project will include replacement of the pump station and its 2 2,000 GPM pumps, a flow control valve, site piping, landscaping and site access, and a new generator.						
The Request for Statements of Qualifications (RFSQ) was advertised on the State of Utah's U3P website on January 4, 2022, and SOQs were due January 19, 2022. The District received four proposals from the following firms:						
<ol style="list-style-type: none"> <li>1.AE2S</li> <li>2.Bowen, Collins &amp; Associates</li> <li>3.J-U-B Engineers</li> <li>4.Sunrise Engineering</li> </ol>						
The proposals were evaluated by the Selection Committee based on the following criteria: Firm Information: 25%, Project Manager: 30%, Project Team: 25%, and Key Differentiators/Schedule: 20%. Fee proposals were not included in the RFSQ.						
	J-U-B Engineers, Inc.	84.9				
	Proposer B	80.5				
	Proposer C	69.7				
	Proposer D	62.4				
Based on the results of the scoring, negotiations began with J-U-B Engineers for a scope and fee proposal for the work. Based on a assumed construction cost of \$4.1 million, \$316,010.00 is approximately 7.7% which is comparable to other recent projects of this size and scope.						

**Approval Requested: Consider approval of an Engineering Design Contract with J-U-B Engineers, Inc. for the 22F: Ridgeland Pump Station Replacement Project in the amount of \$316,010.00.**



Ridgeland Pump Station and Reservoir Site



Interior of existing pump station



## Memorandum

Date: March 7, 2022  
To: Jason Helm, P.E., General Manager  
From: Todd Marti, MPA, P.E., Asst. G.M.  
Subject: 22F: Ridgeland Pump Station Replacement RFSQ Results  
Copy: Victor Narteh, P.E., Director of Engineering

Granger-Hunter Improvement District solicited Statements of Qualifications (SOQs) to select an engineering firm to design the replacement of the Ridgeland Pump Station at 2386 South 3600 West. The pump station is over 50 years old and has reached the end of its useful life. The project will include replacement of the pump station and its 2,200 GPM pumps, a flow control valve, site piping, landscaping and site access, and a new generator.

The Request for Statements of Qualifications (RFSQ) was advertised on the State of Utah's U3P website on January 4, 2022, and SOQs were due January 19, 2022. The District received four proposals from the following firms:

1. AE2S
2. Bowen, Collins & Associates
3. J-U-B Engineers
4. Sunrise Engineering

The proposals were evaluated based on the following criteria: Firm Information: 25%, Project Manager: 30%, Project Team: 25%, and Key Differentiators/Schedule: 20%. Fee proposals were not included in the RFSQ.

The Evaluation Committee included the following District staff: Victor Narteh, Director of Engineering, Drew Ovard, Operations Supervisor, Jeremy Gregory, Staff Engineer, Dustin Martindale, Director of Water Systems, and Todd Marti (Assistant G.M., District Engineer). The Committee ranked the proposals as follows:

PROPOSER	SCORE
J-U-B Engineers, Inc.	84.9
Proposer B	80.5
Proposer C	69.7
Proposer D	62.4

Based on the scores, the Committee requested a scope and fee from J-U-B Engineers, which was provided. After negotiations, J-U-B Engineers' fee is \$316,010.00. Based on a total projected cost for construction of approximately \$4.1 million, this is 7.7% of the construction cost, which is in line with other projects of similar

size and scope. The District has also had recent positive experience with J-U-B Engineers on the Rushton Groundwater Treatment Plant project and District landscaping projects.

This fee exceeds the budget amount of \$200,000 based on two main reasons. Primarily, the budget has been rolled over for approximately 3 years until staff had availability to perform the work, which makes the budget 3 years out of date. Secondly, recent inflation has also taken place in consultant billing rates, with many Engineering firms raising salaries and benefits to remain competitive, and J-U-B Engineers is no exception. Due to delays in other projects, absorbing \$116,000 into our budget is not an issue.

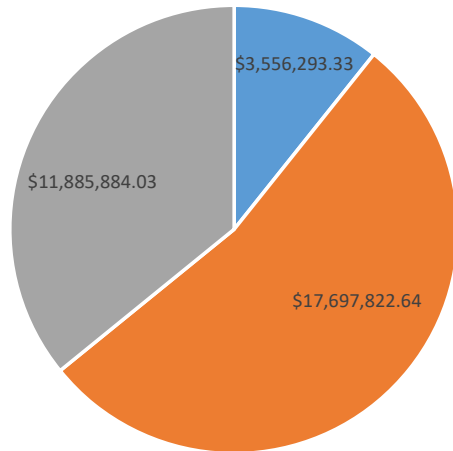
Based on this information, the Committee recommends awarding J-U-B Engineers, Inc. the contract for the design of the 22F: Ridgeland Pump Station Replacement Project with a fee of \$316,010.00. With your approval, we will present this to the District Board of Trustees at the March 15, 2022, Board Meeting.



GRANGER-HUNTER  
IMPROVEMENT DISTRICT

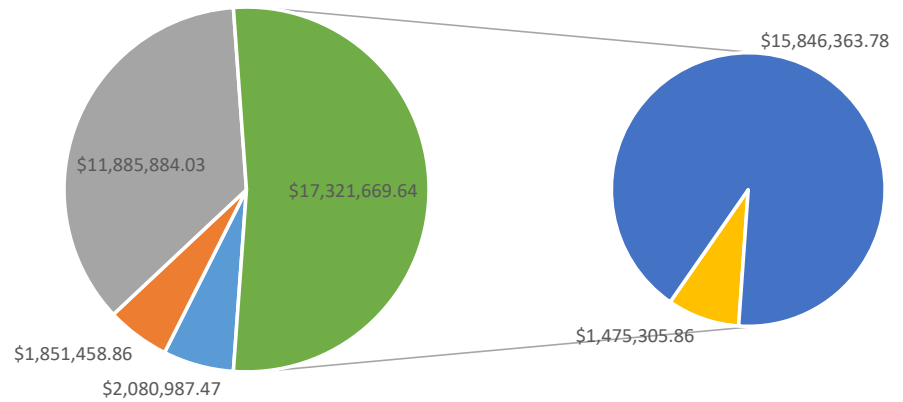
## CAPITAL PROJECTS SUMMARY - MARCH 2022

Capital Projects Overview



■ Consulting Contracts ■ Construction Contracts ■ Remaining



Capital Projects Work Progress



■ Consulting Paid-to-date ■ Construction Paid-to-date ■ Remaining  
■ Consultant Remaining ■ Contractor Remaining

PROJECT STATUS	
Projects Planned:	2
Projects In Design (Consultant):	8
Projects in Design (GHID):	2
Projects in Construction:	7
Projects in Warranty:	6
<b>TOTAL:</b>	<b>25</b>

20A&I: 3100 South to 4100 South Redwood Road Water and Sewer Project					
Capital Project: Redwood Road Pipeline Replacement (4100 South to 3100 South) & Valley Fair Mall Feedlines					
2022 Budget: \$3,180,000.00					
	Original Contract	Current Contract	% Contract Change	Amount Paid	% Complete
Consultant: Bowen, Collins & Assoc.	\$390,000.00	\$416,483.00	7%	\$206,439.45	50%
Contractor: TBD	\$0.00	\$0.00	0%	\$0.00	0%
<b>Project Description:</b> Replace aging distribution piping in Redwood Road and construct a new sewer line running north to provide additional capacity for new growth. The pipelines will be funded by the Utah SRF and sewer lines will be funded by District impact fees.					
<b>Project Update:</b> A design meeting will be held on March 14 to review budget-friendly alignment alternatives for the sewer project. Design for the waterline betterments is still ongoing. The District is applying for financial assistance for the waterlines portion of the project through the SRF program.					

20B: Rushton Groundwater Treatment Plant					
Capital Project: Wells 1,12, 17 Treatment Facility					
2022 Budget: \$10,060,000.00					
	Original Contract	Current Contract	% Contract Change	Amount Paid	% Complete
Consultant: J-U-B Engineers	\$581,470.00	\$1,544,744.00	166%	\$799,106.01	52%
Supplier: Kurita	\$97,206.00	\$97,206.00	0%	\$97,206.00	100%
Contractor: Nelson Brothers	\$9,707,890.38	\$9,707,890.38	0%	\$849,933.12	9%
<b>Project Description:</b> A new water treatment facility to remove iron, manganese and ammonia from Wells No. 1, 12 and 17 at the Well No. 12 site at 1490 West 3100 South.					
<b>Project Update:</b> The contractor has continued excavating for building footings. It is anticipated that the footings will be poured by the end of this month. Submittal reviews are still ongoing.					
		<p>Prepping the base of the bypass valve vault</p>			
				<p>Site preparation</p>	

20B-1: RGWTP Waterlines Project					
Capital Project: Wells 1,12, 17 Treatment Facility					
2022 Budget: Part of 20B					
	Original Contract	Current Contract	% Contract Change	Amount Paid	% Complete
Consultant: J-U-B Engineers	Part of 20B	Part of 20B	Part of 20B	Part of 20B	Part of 20B
Contractor: Silver Spur	\$1,172,500.00	\$1,172,500.00	0%	\$0.00	0%
<b>Project Description:</b> As part of the Rushton Groundwater Treatment Plant, piping modifications are necessary in 3300 South and 3100 South.					
<b>Project Update:</b> A follow up meeting was held on February 22, 2022. Work is scheduled to begin along 3100 South (Justice Street) on April 4, 2022.					

20D: Kent Booster Pump Station Replacement and Tank Purchase					
Capital Project: Tank Farm Booster Replacement/Tank Purchase/Energy Improvements Project					
2022 Budget: \$8,575,000.00					
	Original Contract	Current Contract	% Contract Change	Amount Paid	% Complete
Consultant: Hansen, Allen & Luce	\$334,146.23	\$392,430.47	17%	\$385,583.20	98%
Contractor: TBD	\$0.00	\$0.00	0%	\$0.00	0%
<b>Project Description:</b> Replacement of the existing Kent Booster Pump Station at Tank Farm (4400 South 4800 West), site piping replacements, and purchase of one existing 5 MG Jordan Valley Water tank.					
<b>Project Update:</b> The design is complete and plan approval from the Division of Drinking Water (DDW) has been received. Working in finalizing the purchase agreement with Jordan Valley Water Conservancy District and the plat with West Valley City.					



**20E: Pioneer WWPS Replacement**

Capital Project: Pioneer WWPS  
2022 Budget: \$4,315,000.00

	Original Contract	Current Contract	% Contract Change	Amount Paid	% Complete
Consultant: Bowen, Collins & Assoc.	\$165,104.00	\$378,854.00	129%	\$257,370.50	68%
Consultant: Mulvey Enterprises	\$6,000.00	\$6,000.00	0%	\$665.00	11%
Consultant: APCO	\$39,724.00	\$39,724.00	0%	\$0.00	0%
Contractor: COP Construction	\$4,117,000.00	\$4,117,000.00	0%	\$0.00	0%

**Project Description:** Replacement of the existing 500 GPM Pioneer Wastewater Pump Station located at 2250 South Constitution Boulevard with a new pump station to be located at 2184 South Constitution Boulevard.

**Project Update:** The contractor continues to install the gravity sewer in Constitution Boulevard. As anticipated there is groundwater in the trenches but the contractor's dewatering pumps are keeping up. Utility roadway work is anticipated to be completed in July and pump station start up is expected in early October.



First manhole for incoming gravity line



Trench shoring and dewatering setup

**20G: Building B Addition and Remodel**

Capital Project: Building B Remodel/Addition

2022 Budget: \$1,735,000.00

	Original Contract	Current Contract	% Contract Change	Amount Paid	% Complete
Consultant: EDA, Inc.	\$165,026.00	\$231,071.00	40%	\$196,631.06	85%
Contractor: B&H Construction, L.C.	\$1,410,500.00	\$1,502,967.26	7%	\$905,539.64	60%

**Project Description:** Upgrades/repair of the Building B, including bathroom and kitchen remodel, and remodel of the mezzanine and/or addition.

**Project Update:** Crews have finished the masonry work for the building B addition. Crews are now finishing the electrical and drywall.



Building Addition - Completion of masonry work for the addition



Building Remodel - Framing and insulation for main

**20G-1: Building B Reroof**

Capital Project: Building B Remodel/Addition

2022 Budget: Part of 20G

	Original Contract	Current Contract	% Contract Change	Amount Paid	% Complete
Consultant: EDA, Inc.	Part of 20G	Part of 20G	Part of 20G	Part of 20G	Part of 20G
Contractor: North Face Roofing	\$98,600.00	\$101,038.00	2%	\$95,986.10	95%

**Project Description:** Replacement of the Building B roof. Replacement will include a new PVC roof membrane, walkway pad, roof hatch guardrail system, metal roof deck and insulation infill, mechanical curb, and roof ladder.

**Project Update:** Crews have finished installing the roof membrane. North Face Roofing has a contract with Broderick and Henderson to do the roof for the addition as well. A final inspection will be done on the remodeled roof once the roof addition is complete.

**21C: Kearns Interconnects along 4700 South**

Capital Project: Kearns Improvement District Emergency Interconnections

2022 Budget: N/A

	Original Contract	Current Contract	% Contract Change	Amount Paid	% Complete
Consultant: GHID Staff	-	-	-	-	-
Contractor: GHID	-	-	-	-	-

**Project Description:** Kearns Improvement District has requested new emergency water interconnects along 4700 South. GHID and KID have an existing interconnect at 6000 West and 4750 South.

**Project Update:** Working in finalizing a location for the last interconnect with Kearns Improvement District.

21D: Enterprise Resource Planning Software Replacement					
Capital Project: Incode v10 Upgrade					
2022 Budget: \$35,000.00					
	Original Contract	Current Contract	% Contract Change	Amount Paid	% Complete
Consultant: Tyler Technologies	\$67,748.00	\$67,748.00	0%	\$12,650.00	30%
<b>Project Description:</b> Replacement of the District's Enterprise Resource Planning (Financial) software to Incode v10 as Incode v9 is at the end of its useful life.					
<b>Project Update:</b> I.T. and Finance staff are attending training on v10.					

21F: SCADA Modernization Project					
Capital Project: SCADA Modifications/Upgrades					
2022 Budget: \$225,000.00					
	Original Contract	Current Contract	% Contract Change	Amount Paid	% Complete
Consultant: APCO, Inc.	\$180,000.00	\$194,163.86	8%	\$157,080.71	81%
<b>Project Description:</b> Upgrades and modifications to the District's existing Supervisory Control and Data Acquisition (SCADA) system. This project will modernize the AVEVA System by adding object-based tags and creating high-performance graphics, along with upgrading aging and obsolete hardware.					
<b>Project Update:</b> Overall, the project is 40% complete. PRVs have been added to the new system, and the map and PRV dashboards are completed.					

21G: Manhole Rehabilitation Project					
Capital Project: Sewer Lining and Manhole Rehabilitation					
2022 Budget: \$80,000.00					
	Original Contract	Current Contract	% Contract Change	Amount Paid	% Complete
Consultant: GHID Staff	-	-	-	-	-
Contractor: Cody Ekker Construction	\$92,000.00	\$92,000.00	0%	\$0.00	0%
<b>Project Description:</b> Rehabilitation of thirty (30) sewer manhole collars throughout the West Valley City area by raising manholes to grade and pouring concrete collars.					
<b>Project Update:</b> In order to prevent winter-time weather delays and avoid additional material charges to protect the work, the contractor will start work next spring.					

21H: Well No. 15 and 16 Chlorinators					
Capital Project: Chlorine Generation Equip – Well No. 15, Chlorine Generation Equip – Well No. 16					
2022 Budget: \$410,000.00					
	Original Contract	Current Contract	% Contract Change	Amount Paid	% Complete
Consultant: Sunrise Engineering	\$39,500.00	\$55,000.00	39%	\$20,212.50	37%
Supplier: Waterford Systems/PSI	\$375,000.00	\$375,000.00	0%	\$0.00	0%
<b>Project Description:</b> The On-Site Sodium Hypochlorite Generator Equipment at Wells No. 15 and 16 have reached their useful life and need to be replaced. The new equipment will help the District avoid future maintenance and parts supply issues.					
<b>Project Update:</b> The plans have been sent over to the Division of Drinking Water for review and the project is out for bid.					

21I: Interceptor Vault Modifications					
Capital Project: Interceptor Improvements					
2022 Budget: \$105,000.00					
	Original Contract	Current Contract	% Contract Change	Amount Paid	% Complete
Consultant: JUB Engineers	\$26,000.00	\$26,000.00	0%	\$11,023.00	42%
Contractor: Nelson Bros.	\$135,731.00	\$135,731.00	0%	\$0.00	0%
<b>Project Description:</b> Replace the lid of the main District interceptor vault at 1488 W. 3100 S. to improve maintenance access and better match new asphalt elevations.					
<b>Project Update:</b> See 20B: Rushton Groundwater Treatment Plant project update.					

21J: GHID Headquarters Landscaping Phase 2					
Capital Project: Headquarters Landscaping Phase 2 (South End)					
2022 Budget: \$440,000.00					
	Original Contract	Current Contract	% Contract Change	Amount Paid	% Complete
Consultant: JUB Engineers	\$56,000.00	\$56,000.00	0%	\$15,674.54	28%
Contractor: TBD	\$0.00	\$0.00	0%	\$0.00	0%
<b>Project Description:</b> Phase 2 landscaping will include landscape improvements along the south side of the GHID Headquarter property. Priority locations are the pond, southwest side along the wall and south entrance.					
<b>Project Update:</b> The 90% design drawings have been reviewed and comments are being addressed. It is anticipated that the project will be sent out for bid within the next two weeks.					

22A: 2022 Large Meter Replacements					
Capital Project: 2022 Meter Vault Upgrades					
2022 Budget: \$675,000.00					
	Original Contract	Current Contract	% Contract Change	Amount Paid	% Complete
Consultant: GHID Staff	-	-	-	-	-
Contractor: TBD	\$0.00	\$0.00	0%	\$0.00	0%
<b>Project Description:</b> Next set of retail meter vault upgrades and rehabilitation.					
<b>Project Update:</b> Working on compiling list of priority vaults.					

22B: 2022 Sewer Rehabilitation Project					
Capital Project: Sewer Lining and Manhole Rehabilitation Project					
2022 Budget: \$500,000.00					
	Original Contract	Current Contract	% Contract Change	Amount Paid	% Complete
Consultant: GHID Staff	-	-	-	-	-
Contractor: Planned and Eng Construction	\$493,696.00	\$493,696.00	0%	\$0.00	0%
<b>Project Description:</b> Rehabilitation of various existing sanitary sewer pipelines by installing a continuous Cured-in-Place Thermosetting Resin Sewer Pipe (CIPP). This is one of the districts annual recurring maintenance/ replacement projects.					
<b>Project Update:</b> Crews anticipate starting their work during the fall.					



22C: Lake Park and Merry Lane Subdivisions Waterline Replacements					
Capital Project: Neighborhood Pipe Replacement					
2022 Budget: \$1,335,000.00					
	Original Contract	Current Contract	% Contract Change	Amount Paid	% Complete
Consultant: CRS Engineers	\$49,975.00	\$49,975.00	0%	\$16,976.25	34%
Contractor: TBD	\$0.00	\$0.00	0%	\$0.00	0%
<b>Project Description:</b> Replacement of cast iron pipe in residential neighborhoods.					
<b>Project Update:</b> Design is ongoing.					

22D: 4100 South and 4700 South Waterlines Project					
Capital Project: 4100 S. from 6000 W. to 6400 W., 4700 South Waterline Replacement					
2022 Budget: \$1,270,000.00					
	Original Contract	Current Contract	% Contract Change	Amount Paid	% Complete
Consultant: Jones & DeMille Eng.	\$98,100.00	\$98,100.00	0%	\$1,575.25	0%
Contractor: TBD	\$0.00	\$0.00	0%	\$0.00	0%
<b>Project Description:</b> Replacement of cast iron pipe on 4100 South from 6000 West to 6400 West.					
<b>Project Update:</b> Design for the project has started. It is anticipated that design will be completed in April.					

22F: Ridgeland Pump Station Replacement					
Capital Project: Ridgeland Pump Station Replacement/Site Improvements					
2022 Budget: \$200,000.00					
	Original Contract	Current Contract	% Contract Change	Amount Paid	% Complete
Consultant: TBD	\$0.00	\$0.00	0%	\$0.00	0%
Contractor: TBD	\$0.00	\$0.00	0%	\$0.00	0%
<b>Project Description:</b> Replacement of the existing 4,000 GPM pumpstation at 2386 South 3600 West, including the building and generator, and upgrades to the site landscaping and fencing.					
<b>Project Update:</b> See Capital Projects Approval.					

2022 Budget	Consulting Contracts	Consulting Paid-to-date	Construction Contracts	Construction Paid-to-date	Remaining
\$33,140,000.00	\$3,556,293.33	\$2,080,987.47	\$17,697,822.64	\$1,851,458.86	\$11,885,884.03



2021 Master Plan and Rate Study					
Project: Long-term Facility Capital Plan and Rate Study					
2022 Budget: \$60,000.00					
	Original Contract	Current Contract	% Contract Change	Amount Paid	% Complete
Consultant: Bowen Collins & Assoc. (2021)	\$284,388.00	\$284,388.00	0%	\$224,753.50	79%
2022 Contract:	\$60,000.00	\$60,000.00	0%	\$13,702.00	23%
<p><b>Project Description:</b> In order to best determine rates and impact fees, it is necessary to complete an updated Master Plan (for both the Water and Wastewater systems) and a 20-year Capital and Infrastructure Maintenance Plan. Following completion of the plans, the Consultant (or sub-consultant) will complete the Rate Study and Impact Fee Analysis.</p> <p><b>Project Update:</b> Both the wastewater and water models have been completed. Report preparation is underway, and this will include the detailed infrastructure management and replacement plan. Planning on April Board Presentation.</p>					

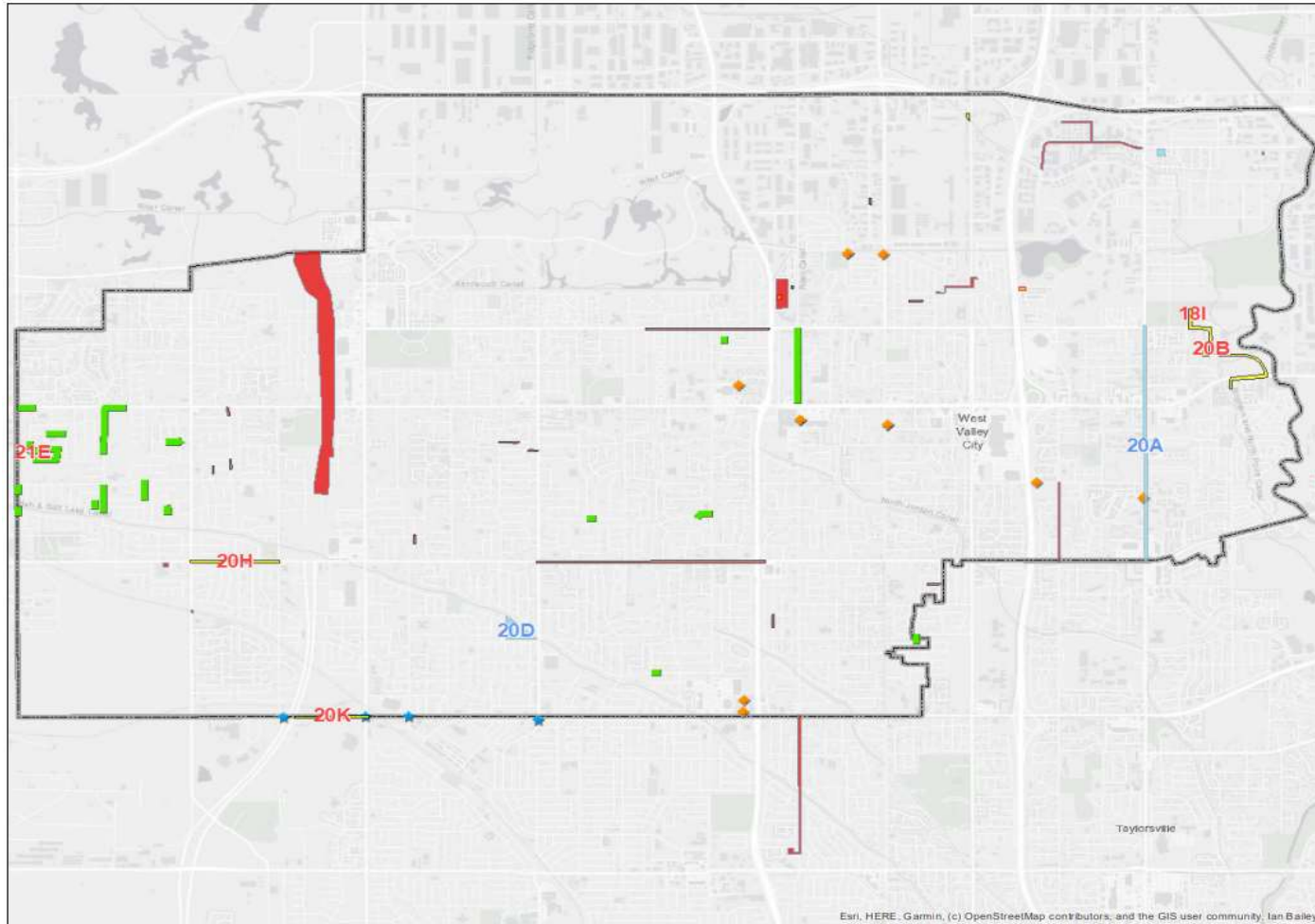
Zone 1 Reservoir Siting Study					
Project: Zone 1 Reservoir Siting Study					
2022 Budget: \$15,000.00					
	Original Contract	Current Contract	% Contract Change	Amount Paid	% Complete
Consultant: Horrocks Engineers, Inc.	\$14,922.00	\$0.00	0%	\$0.00	0%
<p><b>Project Description:</b> A new reservoir is needed for Zone 1. This study will determine options for locating the reservoir on the hill somewhere near 4700 South and 6000 West.</p> <p><b>Project Update:</b> Currently working with the developer for site acquisition.</p>					

Well No. 18 Siting Study					
Project: Well No. 18 Siting Study					
2022 Budget: \$20,000.00					
	Original Contract	Current Contract	% Contract Change	Amount Paid	% Complete
Consultant: TBD	\$0.00	\$0.00	0%	\$0.00	0%
<p><b>Project Description:</b> An additional well is necessary for the District to continue to develop its water rights and to meet demands during periods of exception drought. This study will assist in determining where to locate a new well.</p> <p><b>Project Update:</b> Will be requesting a scope of work from a consultant on the approved vendor list.</p>					

Market Street Sewer Study					
Project: Market St. Sewer Study					
2022 Budget: \$15,000.00					
	Original Contract	Current Contract	% Contract Change	Amount Paid	% Complete
Consultant: Hansen, Allen & Luce, Inc.	\$9,400.00	\$9,400.00	0%	\$0.00	0%
<p><b>Project Description:</b> The Market Street sewer pipe behind WVC City Hall has reached capacity. This study will determine the best routing for additional sewer capacity.</p> <p><b>Project Update:</b> Alternatives are being modeled and reviewed. It is anticipated that the work will be completed by the end of April.</p>					

2022 Budget	Consulting Contracts	Consulting Paid-to-date	Remaining
\$110,000.00	\$84,322.00	\$13,702.00	\$25,678.00

# CAPITAL PROJECTS MAP





**GRANGER-HUNTER**  
IMPROVEMENT DISTRICT

ArcGIS Web Map

**Legend**

- 21E: Sewer Rehabilitation Project
- Planned Projects**
- Approved
- Projects in Progress**
- Designed
- Under Construction
- Finished Projects this Year**
- Constructed
- Finished
- 21A: Large Meter Replacement**
- 21A: Large Meter Replacements
- 21C: Kearns GHID Interconnect**
- 21C Kearns GHID Interconnect
- GHID\_Database.DBO.Boundary




Esri, HERE, Garmin, (c) OpenStreetMap contributors, and the GIS user community, Ian Bailey

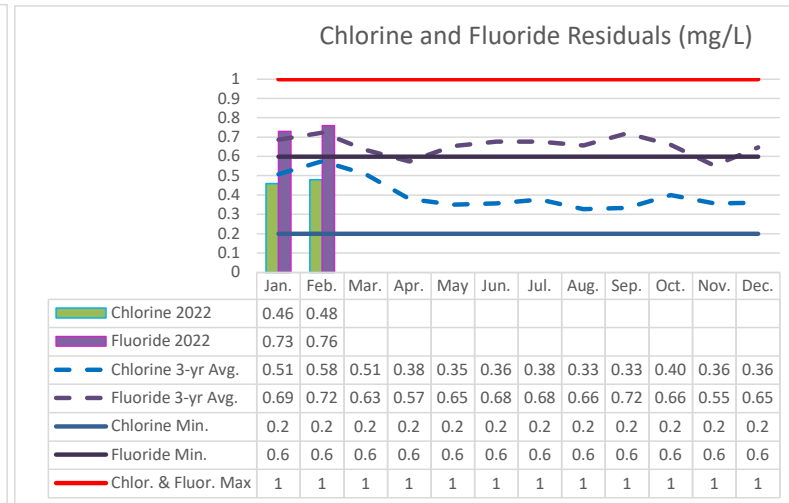
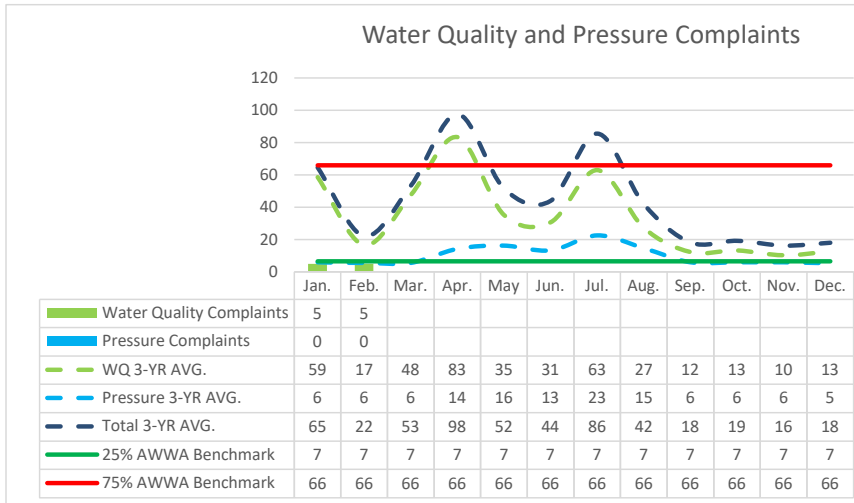
2022 Budget	\$33,140,000.00	
Consulting Contracts	\$3,556,293.33	
Consulting Paid-to-date	\$2,080,987.47	
Construction Contracts	\$17,697,822.64	
Construction Paid-to-date	\$1,851,458.86	
Remaining	\$11,885,884.03	
Consultant Remaining	\$1,475,305.86	41%
Contractor Remaining	\$15,846,363.78	90%

# ENGINEERING DEPARTMENT UPDATE



PLAN REVIEW UPDATES

	PROJECT NAME	ADDRESS	TYPE	STATUS
1	SLCO Pioneer Crossing Ph 1	1280 W Cultural Center Dr	Park	Resubmittal Required
2	Cottages at Pearce Farm (65 Lots)	6765 W 3500 S	Residential Subdivision	Resubmittal Required
3	Westways Dental Office	3567 S 5600 W	Commercial	Resubmittal Required
4	Alicia's Bakery; West Valley Retail	4960 W 3500 S	Commercial Stripmall	Resubmittal Required
5	Potters Church	2601 S Constitution Blvd	Tenant Improvement	Resubmittal Required
6	Han Subdivision (15 lots)	3735 South 3200 West	Residential Subdivision	Resubmittal Required
7	Metrodora Institute	3535 S Market St	Tenant Improvement	Resubmittal Required
8	Heather Villas PUD	6087 W Parkway Blvd	Residential Subdivision	Resubmittal Required
9	Truck Pro Office Remodel	5125 W 2100 S	Tenant Improvement	Resubmittal Required
10	Burger King	3500 S 5610 W	Tenant Improvement	Final Approval
11	Scientia Vascular	2460 S 3270 W	Tenant Improvement	Final Approval
12	Scientia Redwing Building Addition	2460 S 3270 W	Commerical	Under Review
13	Castlewood Apartment Project (322 Units)	2950 West 3650 South	Residential Multi Unit	Waiting for Submittals
14	Lora's Ridge Subdivision (2 Lots)	3183 South 4000 West	Residential Subdivision	Final Approval
15	West Lake Junior High School	3400 South 3450 West	School	Under Review
16	Back 9 Apartments (262) Units	2600 West 3800 South	Residential Multi Unit	Resubmittal Required
17	IperionX Limited	1782 West 2300 South	Tenant Improvement	Under Review
18	Wasatch Soleil Tech 4 Story Office	4601 Parkway Boulevard	Commercial	Resubmittal Required
19	Evans Park Subdivision (12 Lots)	3702 & 3716 S 5450 W	Residential Subdivision	Resubmittal Required
20	Grease Interceptor Relocation for Cobalt Landing	3585 & 3609 S Redwood Road	Commercial	Resubmittal Required
21	Genesis Dental	3725 W 4100 S Ste 211	Tenant Improvement	Resubmittal Required
22	El Pollo Loco	3890 W 4700 S	Commercial	Waiting for Submittals
23	Vernon Office TI	4139 W SR-201 S Frontage RD Suite 10	Tenant Improvement	Resubmittal Required
24	Shake and Bake Estates (2 Lots)	3897 & 3909 S 4800 W	Residential Subdivision	Resubmittal Required
25				
26				



### Water Quality Complaint Locations – February

