

THE BOARD OF TRUSTEES OF THE GRANGER-HUNTER IMPROVEMENT DISTRICT

PUBLIC NOTICE is hereby given by the Board of Trustees that Granger-Hunter Improvement District will hold a Board Meeting at 3:00 p.m. on Tuesday, September 15, 2020, at its main office located at 2888 South 3600 West, West Valley City, Utah. Trustees and members of the public are able to attend this meeting in person or electronically.

Agenda

A. GENERAL

1. Call to order – Welcome – Report those present for the record
2. Public Comments
3. Discuss potential conflicts of interest

B. MANAGEMENT TEAM REPORTS

1. Water Supply update
2. JVVCD September Board Meeting update
3. JVVCD Conservation Grant
4. CVWRF August Board Meeting update
5. District update – Strategic Plan discussion
6. Budget schedule

C. FINANCIAL REPORT

1. Consider appointment of a District Treasurer and a District Clerk
2. Review & discuss Financial Report for August 2020
3. Review & discuss Paid Invoice Report for August 2020

D. CAPITAL PROJECTS & ENGINEERING REPORTS

1. Capital Projects update
2. Engineering Department updates
3. Consider approval of a change order to Granite Inliner, LLC in the amount of \$152,888.00 to rehabilitate additional sewer mains for the 20C: 2020 Sewer Rehabilitation Project.

E. MAINTENANCE REPORTS

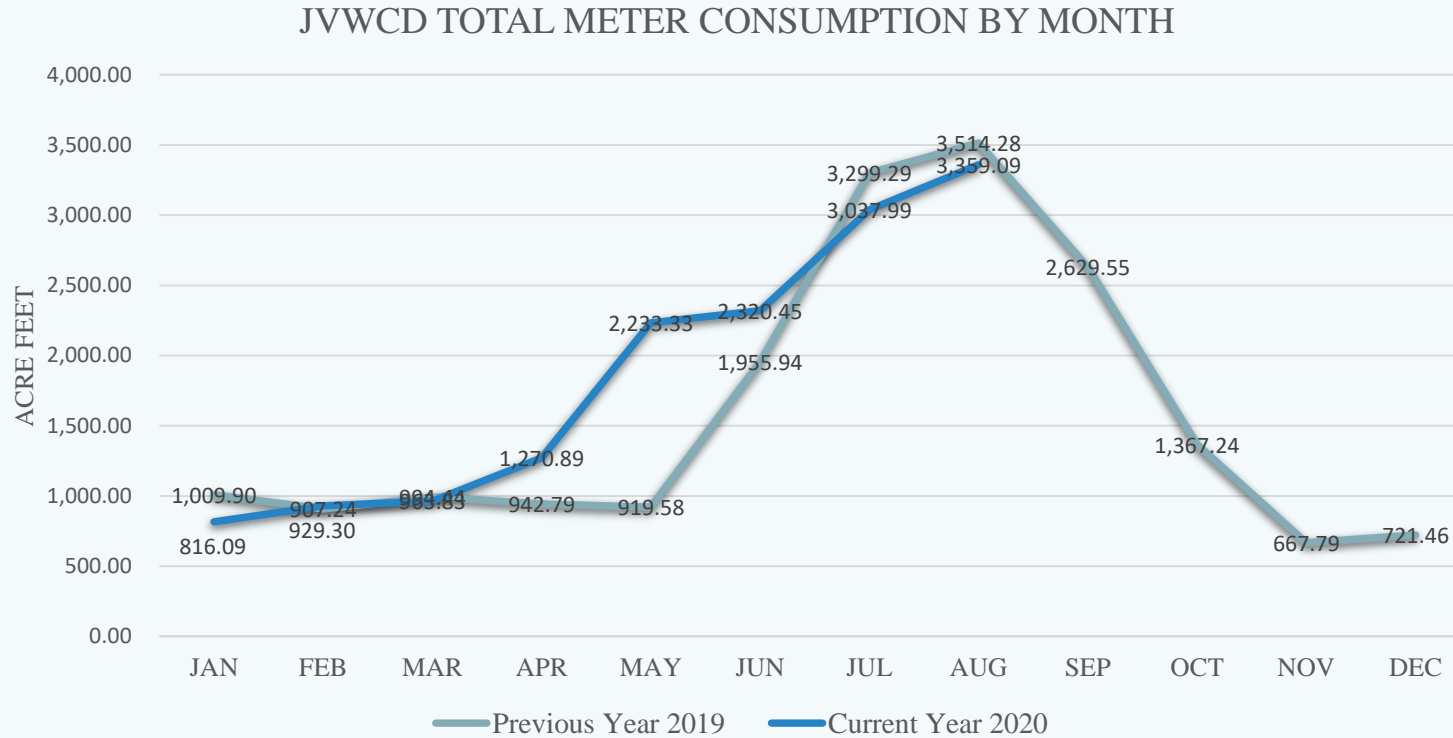
1. Wastewater maintenance update
2. Water maintenance update
3. Consider an award to Mountainland Supply Company in the amount of \$136,830.82 for (1000) ¾” ER Registers, (250) ¾” Iperl meters, (20) 2” Omni T2 meters, (10) 1.5” Omni T2 meters and all required gaskets needed for installation.

F. BOARD MEMBERS INPUT, REPORTS, FOLLOW-UP ITEMS OR QUESTIONS

J. CALENDAR

1. The next board meeting will be October 13, 2020

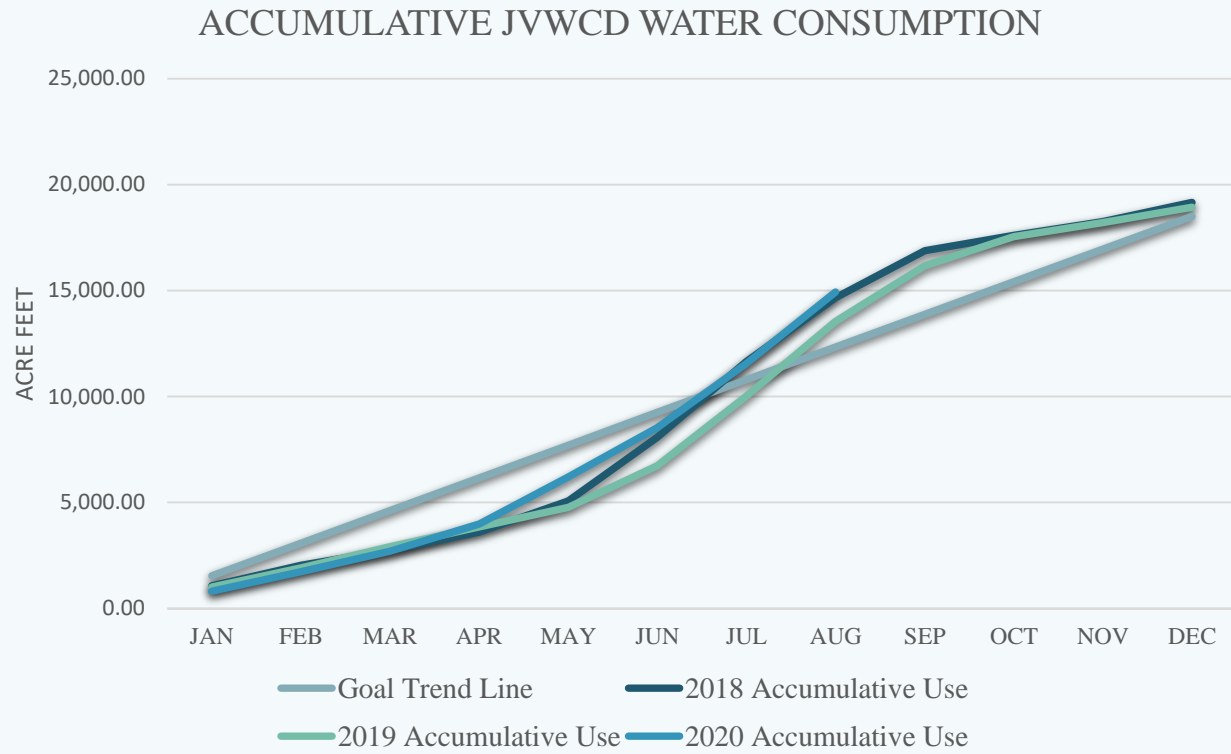
Water Production -



During the month of August, the District produced 4,493.30 acre-ft (1,464,146,298.3 gal) of water. We used 80.71% of our JVWCD contract. Annual JVWCD production was 10% more than this same time last year.

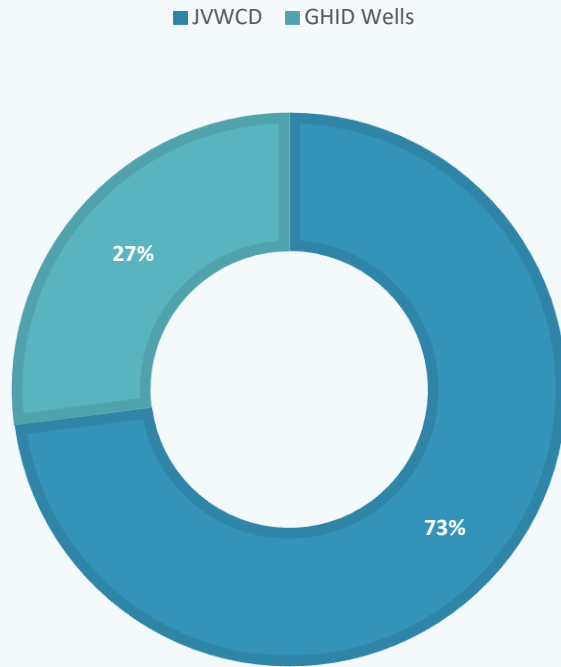


Water Production

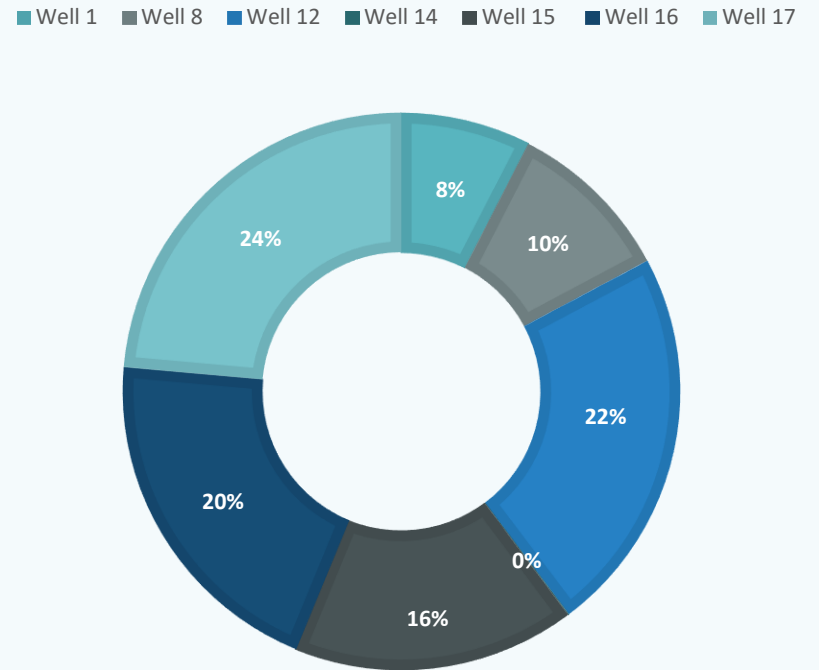


Water Production

2020 YTD PRODUCTION BY SOURCE

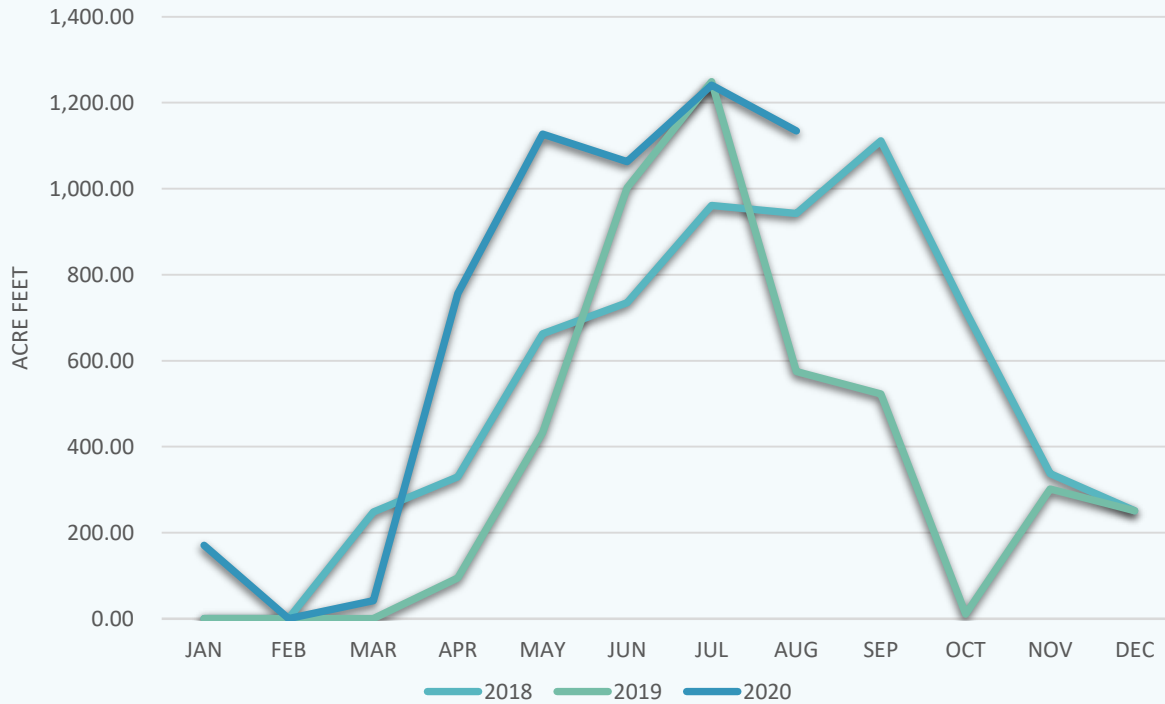


2020 YTD WELL PRODUCTION

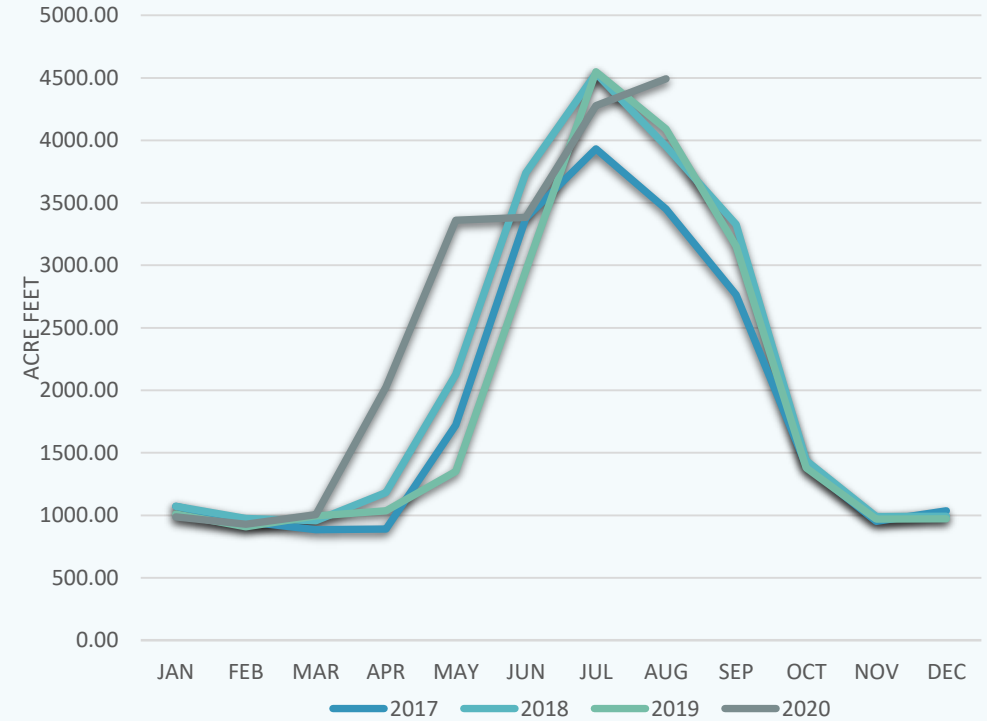


Capital Projects Status

GHID Deep Wells



Combined Source Total Water Produced



August was extremely hot; total water produced was 17% higher than the last 3 years average. Continued use of GHID wells helped to reduce JWCD peak demands.



Jordan Valley Water Conservancy District Update



JORDAN VALLEY WATER CONSERVANCY DISTRICT

Monthly Summary of Water Deliveries in Acre Feet

July 2020

Municipal and Industrial (M&I) Water Deliveries

Wholesale System	This Month	Previous Year	% Change	YTD	YTD Prev Year	YTD % Change	Fiscal YTD	Fiscal YTD Prev Year	Fiscal YTD % Change	Contract Amount	% of Contract Used
Bluffdale City	583.52	555.44	5%	2,110.11	1,595.88	32%	583.52	555.44	5%	2,500	84%
City of South Salt Lake	105.94	82.58	28%	496.81	511.03	-3%	105.94	82.58	28%	1,020	10%
City of West Jordan	3,544.72	3,458.86	2%	13,145.66	10,308.93	28%	3,544.72	3,458.86	2%	16,500	80%
Copperton Improvement District	0.00	0.00		0.00	20.64	-100%	0.00	0.00		0	
Draper City	833.63	828.85	1%	2,742.94	2,161.69	27%	833.63	828.85	1%	3,800	72%
Granger-Hunter Improvement District	3,037.98	3,299.29	-8%	11,572.08	10,029.17	15%	3,037.98	3,299.29	-8%	18,500	63%
Herriman City	1,083.01	992.49	9%	3,505.10	2,296.15	53%	1,083.01	992.49	9%	2,667	131%
Hexcel Corporation	54.62	86.07	-37%	429.28	573.14	-25%	54.62	86.07	-37%	720	60%
Kearns Improvement District	1,415.64	1,380.26	3%	5,037.39	4,165.79	21%	1,415.64	1,380.26	3%	7,000	72%
Magna Water District	67.80	72.01	-6%	470.80	494.04	-5%	67.80	72.01	-6%	800	59%
Midvale City	504.35	452.27	12%	2,115.27	1,177.30	80%	504.35	452.27	12%	3,085	69%
Riverton City	617.65	613.32	1%	2,777.21	2,467.55	13%	617.65	613.32	1%	4,000	69%
South Jordan City	3,222.30	3,147.81	2%	10,686.09	8,261.42	29%	3,222.30	3,147.81	2%	14,200	75%
Taylorville-Bennion Improvement District	358.15	374.28	-4%	2,760.63	2,588.24	7%	358.15	374.28	-4%	4,700	59%
Utah Department of Corrections	37.27	45.06	-17%	305.39	313.18	-2%	37.27	45.06	-17%	548	56%
WaterPro, Inc.	336.78	276.69	22%	575.97	323.57	78%	336.78	276.69	22%	950	61%
White City Water Improvement District	0.00	0.00		0.00	0.00		0.00	0.00		0	
Willow Creek Country Club	83.89	87.56	-4%	227.80	167.57	36%	83.89	87.56	-4%	350	65%
Wholesale System Subtotal	15,887.27	15,752.85	1%	58,958.51	47,455.30	24%	15,887.27	15,752.85	1%	81,340	72%
Retail System	1,386.01	1,460.36	-5%	4,953.37	4,422.14	12%	1,386.01	1,460.36	-5%		
Total Wholesale & Retail	17,273.29	17,213.21	0%	63,911.89	51,877.43	23%	17,273.29	17,213.21	0%		

Other M&I

MWDSLS (Transported)	2,605.00	2,586.00	1%	6,750.00	5,873.00	15%	2,605.00	2,586.00	1%		
MWDSLS (Treated)	0.00	0.00		0.00	0.00		0.00	0.00			
District Use (Non-revenue)	103.64	103.28	0%	383.47	311.26	23%	103.64	103.28	0%		
Other Deliveries Subtotal	2,708.64	2,689.28	1%	7,133.47	6,184.26	15%	2,708.64	2,689.28	1%		
Total M&I Deliveries	19,981.93	19,902.49	0%	71,045.36	58,061.70	22%	19,981.93	19,902.49	0%		

Irrigation and Raw Water Deliveries

Welby Jacob Water Users	6,102.88	5,824.78	5%	18,668.17	13,286.92	41%	6,102.88	5,824.78	5%		
Total Irrigation and Raw Water	6,102.88	5,824.78	5%	18,668.17	13,286.92	41%	6,102.88	5,824.78	5%		
Total Deliveries	26,084.81	25,727.27	1%	89,713.52	71,348.61	26%	26,084.81	25,727.27	1%		

Most contracts are based on a calendar year except for the City of South Salt Lake which is based on a fiscal year beginning on July 1st.
 Water transported for MWDSLS by JWVCD is delivered to Salt Lake City at 2100 South.
 Water treated by JWVCD for MWDSLS is delivered to Sandy City along 11400 South.
 District use includes water consumed in breaks, reservoir washing, fires, and irrigation.

Jordan Valley Water Conservancy District Wholesale Contract Progress by % July 2020

■ Actual % of Contract
■ Projected % of Contract **

Agency Name	Contract Type							
Bluffdale City	Conventional		Actual: 2,110 (af) (84%)	Projected: 3,282 (af) (131%)	Contract: 2,500 (af)			
City of South Salt Lake	Conventional		Actual: 106 (af) (10%)	Projected: 1,207 (af) (118%)	Contract: 1,020 (af)			
City of West Jordan	Conventional		Actual: 12,254 (af) (82%)	Projected: 20,009 (af) (133%)	Contract: 15,000 (af)			
	Remediated		Actual: 892 (af) (59%)	Projected: 1,279 (af) (85%)	Contract: 1,500 (af)			
Draper City	Conventional		Actual: 2,743 (af) (72%)	Projected: 4,530 (af) (119%)	Contract: 3,800 (af)			
Granger-Hunter Improvement District	Conventional		Actual: 11,572 (af) (63%)	Projected: 19,788 (af) (107%)	Contract: 18,500 (af)			
Herriman City	Conventional		Actual: 3,108 (af) (155%)	Projected: 4,758 (af) (238%)	Contract: 2,000 (af)			
	Remediated		Actual: 397 (af) (59%)	Projected: 569 (af) (85%)	Contract: 667 (af)			
Hexcel Corporation	Conventional		Actual: 429 (af) (60%)	Projected: 773 (af) (107%)	Contract: 720 (af)			
Kearns Improvement District	Conventional		Actual: 5,037 (af) (72%)	Projected: 8,345 (af) (119%)	Contract: 7,000 (af)			
Magna Water District	Conventional		Actual: 471 (af) (59%)	Projected: 797 (af) (100%)	Contract: 800 (af)			
Midvale City*	Conventional		Actual: 2,115 (af) (69%)	Projected: 2,737 (af) (89%)	Contract: 3,085 (af)			
Riverton City	Conventional		Actual: 2,777 (af) (69%)	Projected: 4,659 (af) (116%)	Contract: 4,000 (af)			
South Jordan City	Conventional		Actual: 9,893 (af) (77%)	Projected: 16,260 (af) (126%)	Contract: 12,867 (af)			
	Remediated		Actual: 793 (af) (59%)	Projected: 1,137 (af) (85%)	Contract: 1,333 (af)			
Taylorsville-Bennion Improvement District	Conventional		Actual: 2,761 (af) (59%)	Projected: 4,549 (af) (97%)	Contract: 4,700 (af)			
Utah Department of Corrections	Conventional		Actual: 305 (af) (56%)	Projected: 552 (af) (101%)	Contract: 548 (af)			
WaterPro, Inc.	Conventional		Actual: 576 (af) (61%)	Projected: 1,036 (af) (109%)	Contract: 950 (af)			
Willow Creek Country Club	Conventional		Actual: 228 (af) (65%)	Projected: 352 (af) (101%)	Contract: 350 (af)			

* Due to an increase in contract Midvale projections fall short of their contract total.

** Projected deliveries are calculated as an average monthly delivery over the previous three years for months left in the contract year.

Conservation Grant



JORDAN VALLEY WATER CONSERVANCY DISTRICT

**CONSIDER APPROVAL OF A WATER CONSERVATION FUNDING AGREEMENT
WITH GRANGER-HUNTER IMPROVEMENT DISTRICT**

September 9, 2020

Account Number: Conservation Programs - 5670

Budgeted: Yes

Fund: O & M

Grant Amount (JVWCD'S Portion)	Member Agency Contribution	Total
\$53,300	\$39,700	\$93,000

Summary:

Granger-Hunter Improvement District (GHID) is proposing to combine its funds with JVWCD grant funds for the following purposes:

WaterSense Showerheads and Spray Nozzles

GHID will provide eligible new customers their choice of either a WaterSense labeled showerhead or a hose-end spray nozzle which reduces water flow and consumption. When a new customer signs up for service, GHID staff will explain the importance of water conservation and other programs available to the customer.

Conservation Calendars

GHID's public awareness efforts will include production of a 2021 conservation calendar with waterwise tips, promotion of conservation programs, Utah Water Savers, and community outreach events.

Large Water Meter Replacement and Education Project

GHID will replace 12 large meters within the Vivante HOA complex that are not functioning properly due to old age. After meter replacement, a meeting will be held with the Vivante HOA board to review their consumption history and educate them on how to sign into the customer portal and check daily water usage. JVWCD conservation staff will attend the meeting to provide additional information on Utah Water Savers programs and Landscape Leadership Grant opportunities.

Conservation Program Advertisements

GHID will provide new customers a welcome packet that includes various conservation information and devices. The packet will include a booklet with information on how to use the customer web portal, so customers know how much water they are using hour by hour. The booklet will also show customers how to check for leaks and avoid frozen pipes that can break and lead to water loss. The packet will also include a water-saving device and information about where to apply for Utah Water Savers programs.

In addition, GHID will send out a bill stuffer advertising the Utah Water Savers programs with an emphasis on cash rebates for toilet replacements.

Water System Leak Detection Project

GHID plans to use the latest satellite imagery or acoustic and sonic leak detection technology to discover and locate system leaks so they can be repaired. The work will be completed by a consultant.

MEMBER AGENCY WATER CONSERVATION FUNDING AGREEMENT

This Agreement is made and entered into as of September 9, 2020 (the “Effective Date”), by and between the Jordan Valley Water Conservancy District, a water conservancy district organized under the laws of the State of Utah (“District”), and Granger-Hunter Improvement District, a local district organized under the laws of the State of Utah (“Member Agency”).

RECITALS:

- A. The District desires to provide funding assistance to the Member Agency for a water conservation project within the Member Agency’s retail service area relating to a public information campaign, water-saving devices, water meter replacements, and a water system leak detection project (collectively, the “Project”);
- B. The Member Agency wishes to obtain funding assistance from the District and represents that it has met the eligibility requirements; and,
- C. The Member Agency has submitted to the District a proposal outlining the Project and requesting funding assistance, and the District is willing to provide funding assistance, consistent with the terms of this Agreement.

TERMS:

The parties agree as follows:

1. Project Description. A description of the Project to be completed by the Member Agency is set forth in attached Exhibit A.

2. Project Schedule. The Project shall be completed by the Member Agency in accordance with the schedule set forth in attached Exhibit A, notwithstanding any other provision or Exhibit of this Agreement to the contrary.

3. Project Administration and Correspondence.

(a) The person designated to administer the Project and to act as the chief contact for the Member Agency is:

Michelle Ketchum, Director of Administrative Services
Granger-Hunter Improvement District
2888 South 3600 West
PO Box 701110
West Valley City, Utah 84170

(b) The person designated to represent the District in connection with this Agreement is:

Courtney Brown, Conservation Programs Manager
Jordan Valley Water Conservancy District
8275 South 1300 West
West Jordan, Utah 84088

4. Eligibility for Project Funding. The Member Agency represents it has:

(a) Adopted, by formal resolution, a water conservation goal of reducing per capita water use in its service area by at least twenty-five percent (25%) by year 2025, using year 2000 as a baseline year for comparison purposes; and,

(b) Complied with the Utah Water Conservation Plan Act, Utah Code Ann. § 73-10-32, and has filed a water conservation plan with the State of Utah, Division of Water Resources.

5. Member Agency Responsibilities and Ownership.

(a) The Member Agency and/or its representatives shall provide all labor, services, supplies, and materials to implement and complete the Project,

including but not limited to administration, promotion, marketing, management, data collection, analysis, and reporting.

(b) All materials and supplies necessary to implement and complete the Project shall be the exclusive property of the Member Agency. The District shall have no ownership, right, title, security interest, or other interest in any Project facilities, materials, or supplies, nor in any rights, duties, or responsibilities for operation or maintenance thereof.

(c) The Member Agency shall comply with all applicable federal, state, and local requirements to implement and complete the Project.

(d) The Member Agency shall be solely responsible for the performance of its staff and/or representatives in complying with the terms of this Agreement, and for the proper allocation of funds received from the District for implementing and completing the Project.

(e) The Member Agency shall timely prepare and submit invoices and reports to the District as further described herein.

(f) The Member Agency shall timely pay its share of the costs of the Project.

6. Cost Estimate and Funding.

(a) The funds to be provided by the District to the Member Agency shall not exceed Fifty-Three Thousand Three Hundred and 00/100 Dollars (\$53,300.00).

(b) The costs for the Project to be paid by the District and by the Member Agency are set forth in attached Exhibit B. All costs greater than those shown in Exhibit B, which are necessary to implement and complete the Project pursuant to

this Agreement, if any, shall be paid by the Member Agency. The Member Agency shall pay no less than twenty percent (20%) of the total cost of the Project.

7. Invoicing Requirements.

(a) The Member Agency shall invoice the District on a quarterly basis pursuant to the following schedule:

QUARTERLY BILLING PERIOD	INVOICE DUE DATE
January 1-March 31	April 20
April 1-June 30	July 20
July 1-September 30	October 20
October 1-December 31	January 20

(b) Invoices shall be sufficiently detailed to allow for review and approval by the District and each shall include the following: a cover letter indicating the billing period; a detailed breakdown of the costs submitted for reimbursement, including man hours and billing rates; documentation supporting the invoice, such as invoices for supplies, consulting services, etc.; and, an accounting of the amount(s) previously invoiced with respect to the total funding amount provided under this Agreement. The final invoice for the Project, or a component of the Project, shall provide information and documentation sufficient to demonstrate that it has been completed in accordance with the requirements and conditions of this Agreement.

8. Periodic Meetings. The District, at its discretion, may request periodically a meeting for review of the Member Agency's progress toward implementation and completion of the Project, including an initial meeting prior to commencement of the Project.

9. Reporting Requirements.

(a) Beginning with 2020, and for five (5) consecutive years following completion of the Project, the Member Agency shall provide to the District an annual calculation of per capita water use within its retail service area. The calculation shall include an estimate of the population served and the volume of water delivered. This information shall be provided to the District by February 15 following the specific calendar year for which the report is made.

(b) If records are available, the Member Agency shall provide to the District, on or before July 1, 2021, the information requested in subparagraph 9(a) for each calendar year between 2000 and 2020.

(c) Within forty-five (45) days following termination of this Agreement and prior to final payment, the Member Agency shall submit to the District a final, written report, including a summary of the Project; problems/challenges encountered; customer responses; Project benefits; a breakdown of final Project costs; and, an evaluation regarding the effectiveness of the Project.

(d) If a retail customer of the Member Agency receives and installs a water-conserving device, fixture, or equipment as part of the Project, the Member Agency shall provide to the District the customer's water use information for three (3) full years prior to and following installation of the device, fixture, or equipment.

(e) The provisions of this paragraph 9 shall survive expiration or termination of the term of the Agreement.

10. Term. The term of this Agreement shall commence on the Effective Date, and it shall expire without further notice or condition on June 30, 2021, except all

reporting obligations required by this Agreement shall survive its expiration or earlier termination for five (5) consecutive years.

11. Termination. Either party may terminate this Agreement upon sixty (60) days written notice to the other party.

12. Indemnification. The Member Agency shall indemnify, hold harmless, and defend the District, its Trustees, officers, employees, and agents against any claim or asserted liability arising out of the Member Agency's actions, either willful or negligent, or the actions of the Member Agency's officers, employees, or agents, in providing labor, services, supplies, and materials pursuant to this Agreement, including any losses related to any claim made, whether or not court action is filed, and will include attorney fees and administrative and overhead costs related to, or arising out of, such claim or asserted liability.

13. Notices. All notices, requests, demands, and other communications required or allowed by this Agreement shall be in writing and shall be given by personal delivery or by certified mail, with return receipt requested, to the following addresses or to such other addresses as the parties may designate in writing:

If to District, to:

Jordan Valley Water Conservancy District
Attn: General Manager
8215 South 1300 West
West Jordan, Utah 84088

If to Member Agency, to:

Granger-Hunter Improvement District
Attn: Michelle Ketchum, Director of Administrative Services
2888 South 3600 West
PO Box 701110
West Valley City, Utah 84170

Notice shall be effective on the date it is received by the other party.

14. Amendment. This Agreement may be amended only by written instrument signed by both parties.

15. Binding Nature. All of the grants, covenants, terms, provision, and conditions in this Agreement shall be binding upon and inure to the benefit of the successors and permitted assigns of the parties.

16. Assignment. The Member Agency shall not assign this Agreement or any of its rights under this Agreement without the prior written consent of the District. The District may assign this Agreement and/or any of its rights under this Agreement.

17. Whole Agreement. This Agreement, including exhibits, constitutes the entire agreement of the parties and supersedes all prior understandings, representations, or agreement of the parties regarding the subject matter in this document.

18. Authorization. The Member Agency represents and warrants that it has authority to enter into this Agreement. In addition, each individual executing this Agreement does hereby represent and warrant that he or she has been duly authorized to sign this Agreement in the capacity and for the entities shown.

19. Miscellaneous. The parties shall perform those acts and/or sign all documents required by this Agreement and which may be reasonably necessary to effectuate the terms of this Agreement.

[SIGNATURE PAGE FOLLOWS]

“District”:

Jordan Valley Water Conservancy District

Dated: _____

By: _____

Corey L. Rushton
Its Chair, Board of Trustees

Address: 8215 South 1300 West
West Jordan, Utah 84088

ATTEST:

Barton A. Forsyth
Clerk

“GHID”:

Granger-Hunter Improvement District

Dated: _____

By: _____

Its: _____

Address: 2888 South 3600 West
PO Box 701110
West Valley City, Utah 84170

ATTEST:

EXHIBIT A

PROJECT DESCRIPTION AND SCHEDULE

Measure 1: WaterSense Showerheads and Spray Nozzles

Description: GHID will provide eligible new customers their choice of either a WaterSense labeled showerhead or a hose-end spray nozzle which reduces water flow and consumption. When a new customer signs up for service, GHID staff will explain the importance of water conservation and other programs available to the customer.

Schedule for implementation:

- October 2020 – Purchase WaterSense showerheads and spray nozzles
- November 2020 – Begin distributing to qualified new customers

Funding Tier: Tier 1

Cost:

- JWWCD 80%: \$10,000
- GHID 20%: \$2,500
- Total: \$12,500

Measure 2: Conservation Calendars

Description: Public awareness efforts will include production of a 2021 conservation calendar with waterwise tips, promotion of conservation programs, Utah Water Savers, and community outreach events.

Funding Tier: Tier 3

Schedule for implementation:

- October 2020 – Design conservation calendar
- November 2020 – Conservation calendar ready for print
- December 2020 – Conservation calendar available to hand out

Cost:

- JWWCD 40%: \$2,800
- GHID 60%: \$4,200
- Total: \$7,000

Measure 3: Large Water Meter Replacement and Education Project

- **Description:** GHID has many large meters in the ground at customer locations that are not reading accurately due to old age. Customers are not able to accurately determine their actual usage from these old meters and it appears GHID is underbilling customers, resulting in water loss. This project will replace 12 large meters within the Vivante HOA complex that are not functioning properly due to old age. After meter replacement, a meeting will be held with the Vivante HOA board to review their consumption history and educate them on how to sign into the customer portal and check daily water usage. JWWCD conservation staff will attend the meeting to provide additional information on Utah Water Savers programs and Landscape Leadership Grant opportunities.

Funding Tier: Tier 3

Schedule for implementation:

- September 2020 – Order correct meter sizes for replacement meters
- September 2020 – Meet with the HOA Board to review plans
- October 2020 - December 2020 – Install new meters (weather permitting)
- December 2020 – Follow-up with the HOA Board regarding changes and water usage

Cost:

- JWWCD 40%: \$4,800
- GHID 60%: \$7,200
- Total: \$12,000

Measure 4: Conservation Program Advertisements

Description: This measure involves giving new customers a welcome packet that includes various conservation information and devices. The packet will include a booklet with information on how to use the customer web portal, so residents know how much water they are using hour by hour. The booklet will also show customers how to check for leaks and avoid frozen pipes that can break and lead to water loss. The packet will also include a water-saving device and information about where to apply for Utah Water Savers programs.

In addition, GHID will send out a bill stuffer advertising the Utah Water Savers programs with an emphasis on cash rebates for toilet replacements.

Funding Tier: Tier 3

Schedule for implementation:

- January 2021 – Obtain quotes for product Design/Printing
- March 2021 – Finished booklet ready for distribution
- April 2021 – Send out bill stuffer in each of the billing cycles.

Cost:

- JVVCD 40%: \$2,400
- GHID 60%: \$3,600
- Total: \$6,000

Measure 5: Water System Leak Detection Project

Description: In 2016 GHID participated in a Water Audit Pilot Training exercise which confirmed water loss but did not pinpoint where the loss was occurring throughout the system. Since that time, GHID has taken steps to improve infrastructure, billing procedures, and replace aging meters. This measure involves using the latest satellite imagery or acoustic and sonic leak detection technology to discover and locate system leaks so they can be repaired. The work will be completed by a consultant.

Funding Tier: Tier 2

Schedule for implementation:

- October – December 2020 – Continue researching proven leak detection methods, gather information, obtain additional quotes, and select the most effective and efficient method for our system.
- January 2021 – Award contract
- February - June 2021 – Assist leak detection company in providing information and navigating our system, obtain results and fix leaks found.

Cost:

- JVVCD 60%: \$33,300
- GHID 40%: \$22,200
- Total: \$55,500

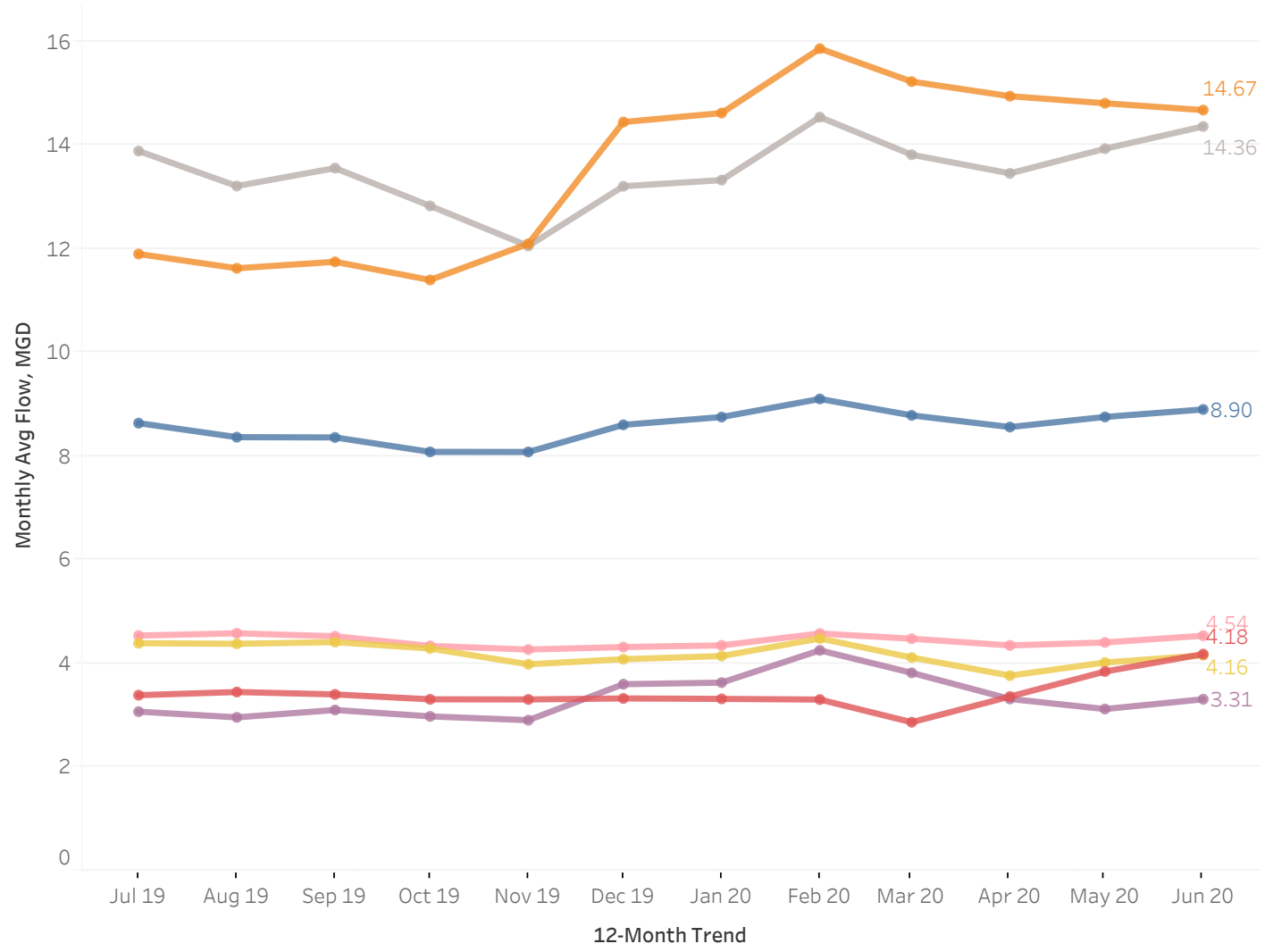
EXHIBIT B
PROJECT COSTS

ITEM DESCRIPTION	UNIT	QUANTITY	MEMBER AGENCY COST SHARE	JVWCD COST SHARE	TOTAL COST
EMPLOYEE WAGES (including benefits) - Employee 1 (name) - Employee 2 (name)					
EQUIPMENT Showerheads and Spray Nozzles - Item A - Item B - Item C			\$2,500.00	\$10,000.00	\$12,500.00
SUPPLIES/MATERIALS Calendars - Item A Meter Replacements - Item B Advertisements - Item C			\$4,200.00 \$7,200.00 \$3,600.00	\$2,800.00 \$4,800.00 \$2,400.00	\$7,000.00 \$12,000.00 \$6,000.00
CONTRACTUAL - Professional Consulting Services Leak Detection Services - Contractor - Other (please specify)			\$22,200.00	\$33,300.00	\$55,500.00
OTHER (please specify)					
TOTAL PROJECT COST ESTIMATE			\$39,700.00	\$53,300.00	\$93,000.00

Central Valley Water Reclamation Facility Update

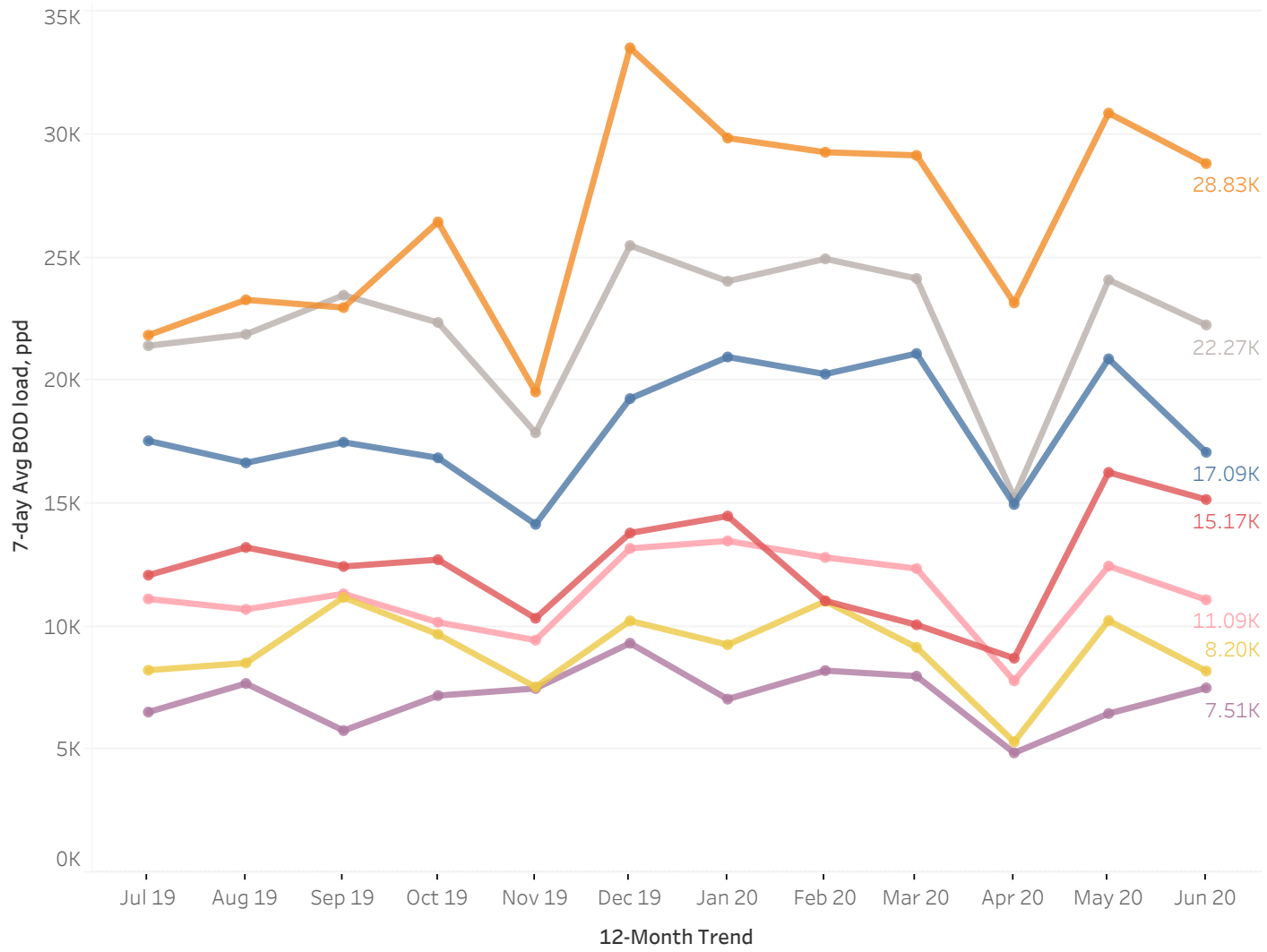


Member Entity Flow Comparison



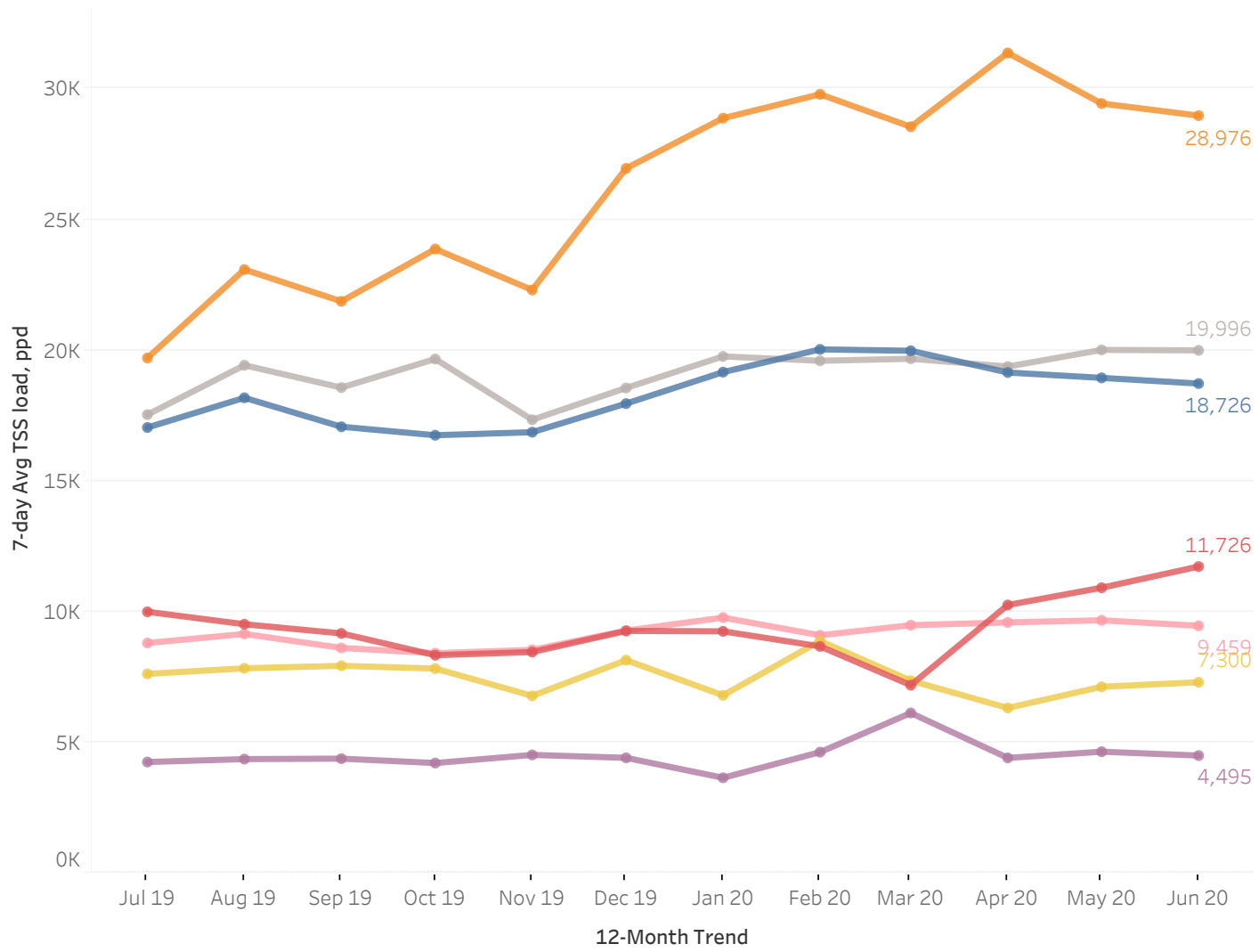
- Entity1**
- Cottonwood
 - Granger-Hunter
 - Kearns
 - Mount Olympus
 - Murray
 - South Salt Lake
 - Taylorville-Bennion

Member Entity BOD Load Comparison



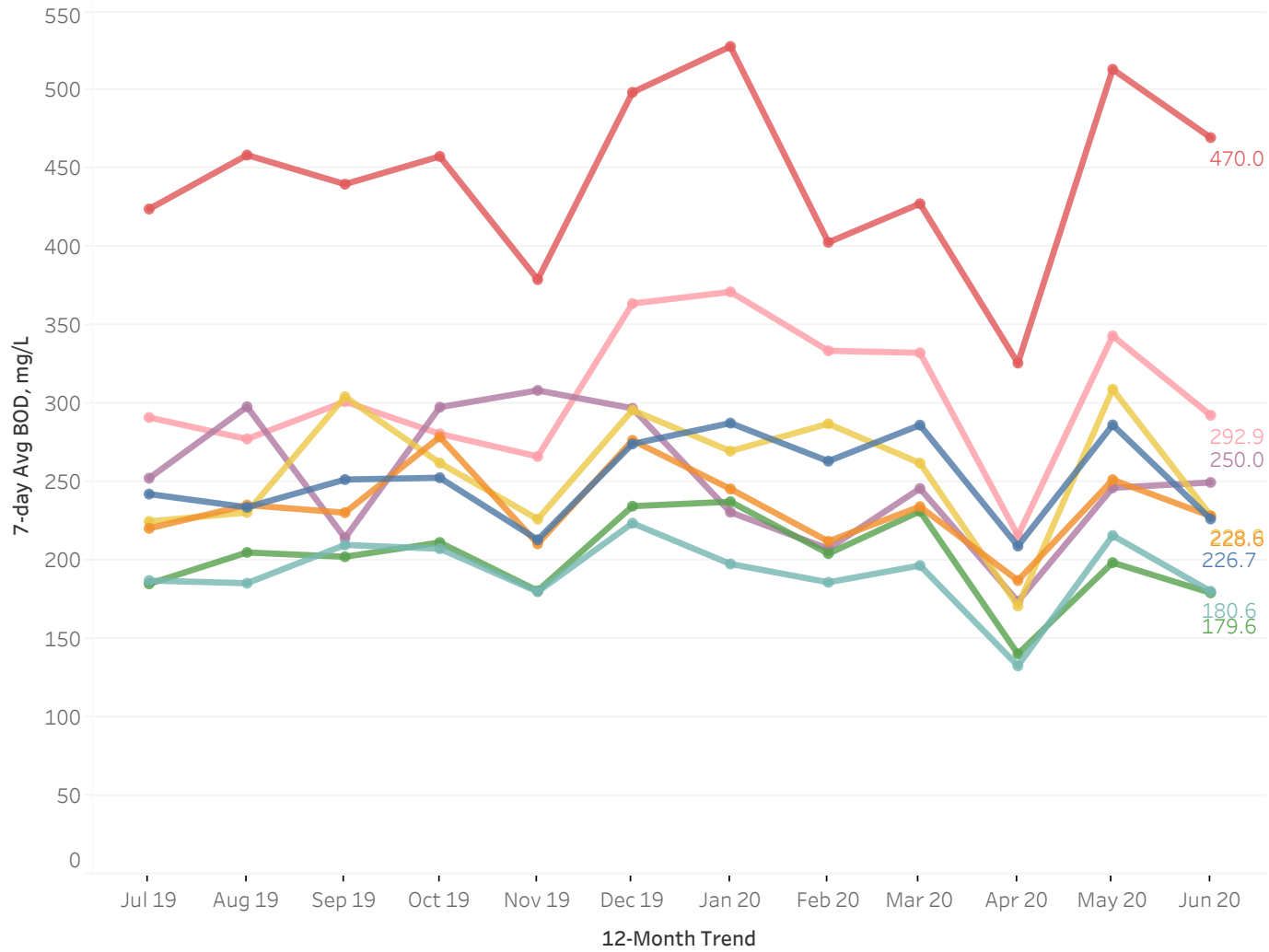
- Entity1**
- Cottonwood
 - Granger-Hunter
 - Kearns
 - Mount Olympus
 - Murray
 - South Salt Lake
 - Taylorville-Bennion

Member Entity TSS Load Comparison



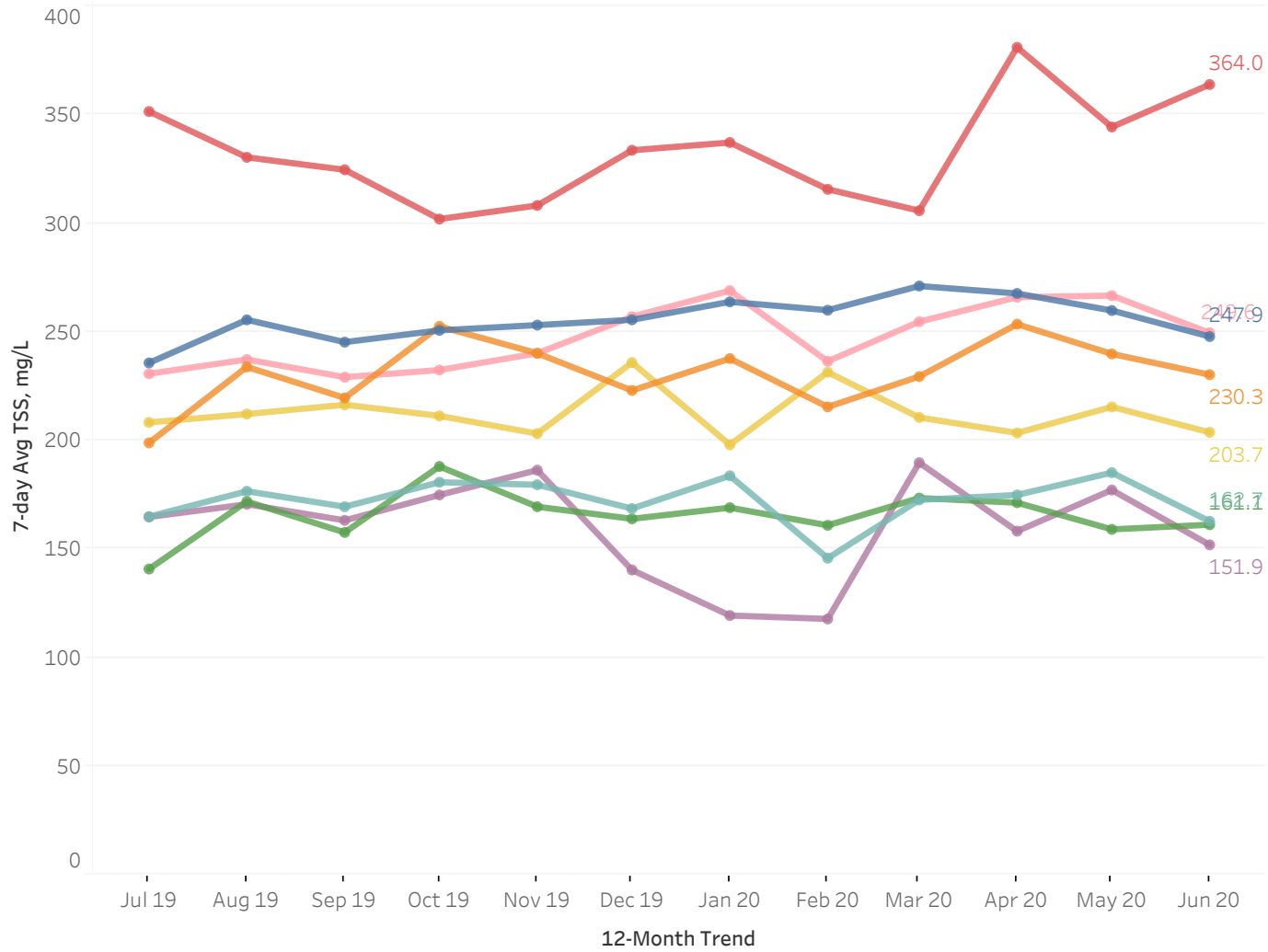
- Entity1**
- Cottonwood
 - Granger-Hunter
 - Kearns
 - Mount Olympus
 - Murray
 - South Salt Lake
 - Taylorville-Bennion

Member Entity BOD Concentration Comparison



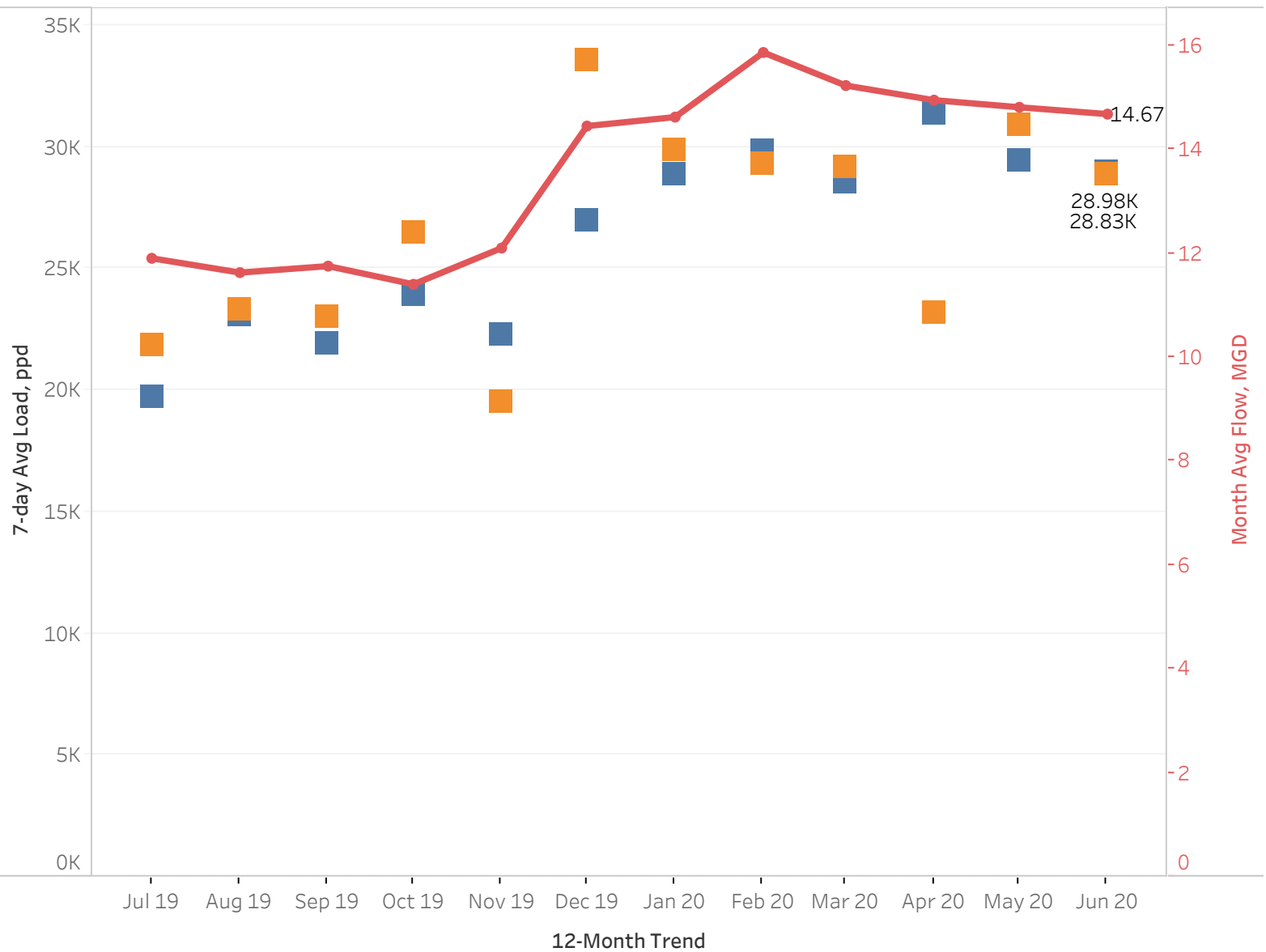
- Entity1**
- Cottonwood
 - Granger-Hunter
 - Kearns
 - Mount Olympus East
 - Mount Olympus South
 - Murray
 - South Salt Lake
 - Taylorville-Bennion

Member Entity TSS Concentration Comparison



- Entity1**
- Cottonwood
 - Granger-Hunter
 - Kearns
 - Mount Olympus East
 - Mount Olympus South
 - Murray
 - South Salt Lake
 - Taylorville-Bennion

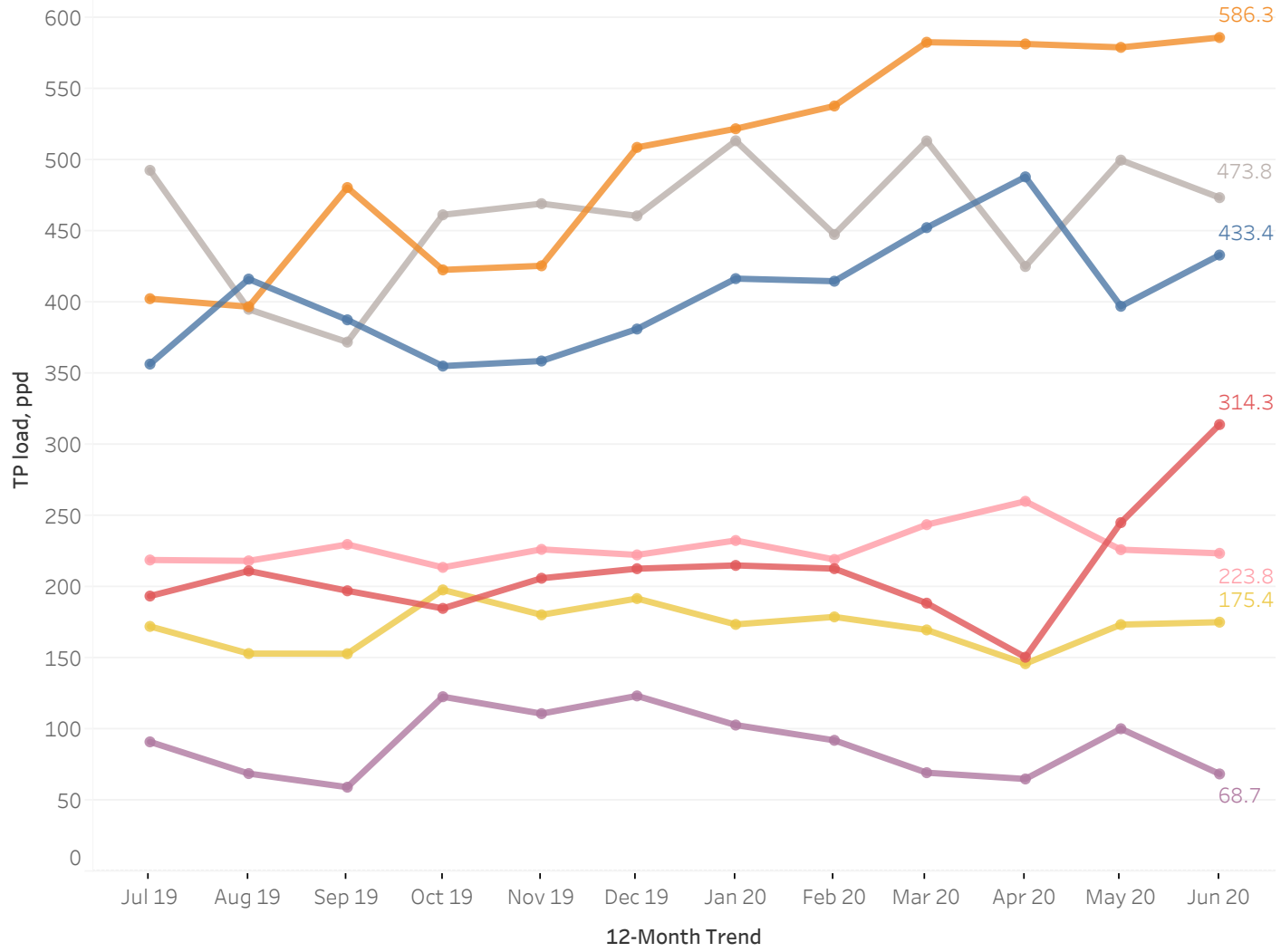
Granger-Hunter Monthly Flow and Load



Measure Names

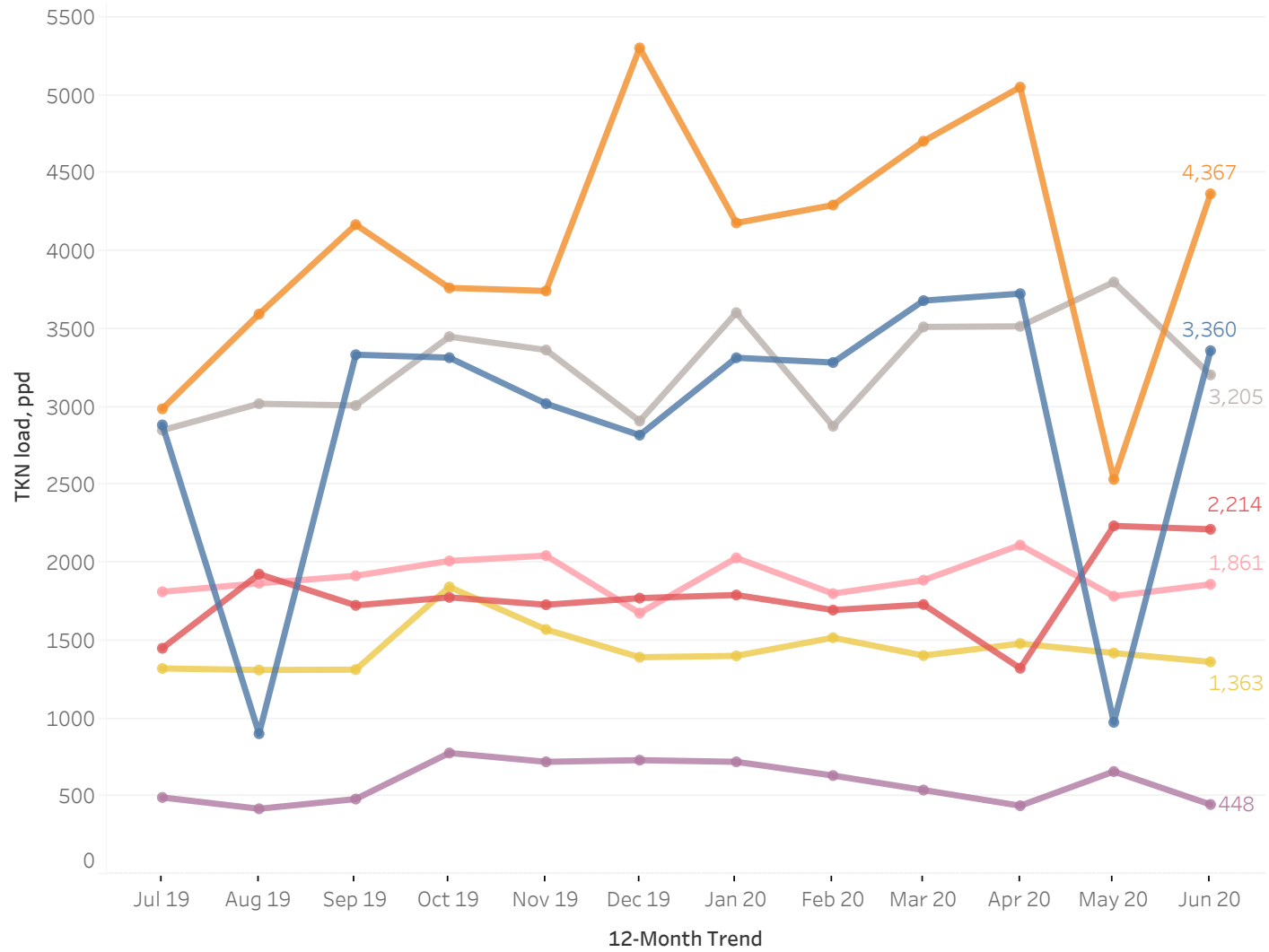
- Month Avg Flow
- 7-day Avg BOD load
- 7-day Avg TSS load

Member Entity TP Load Comparison



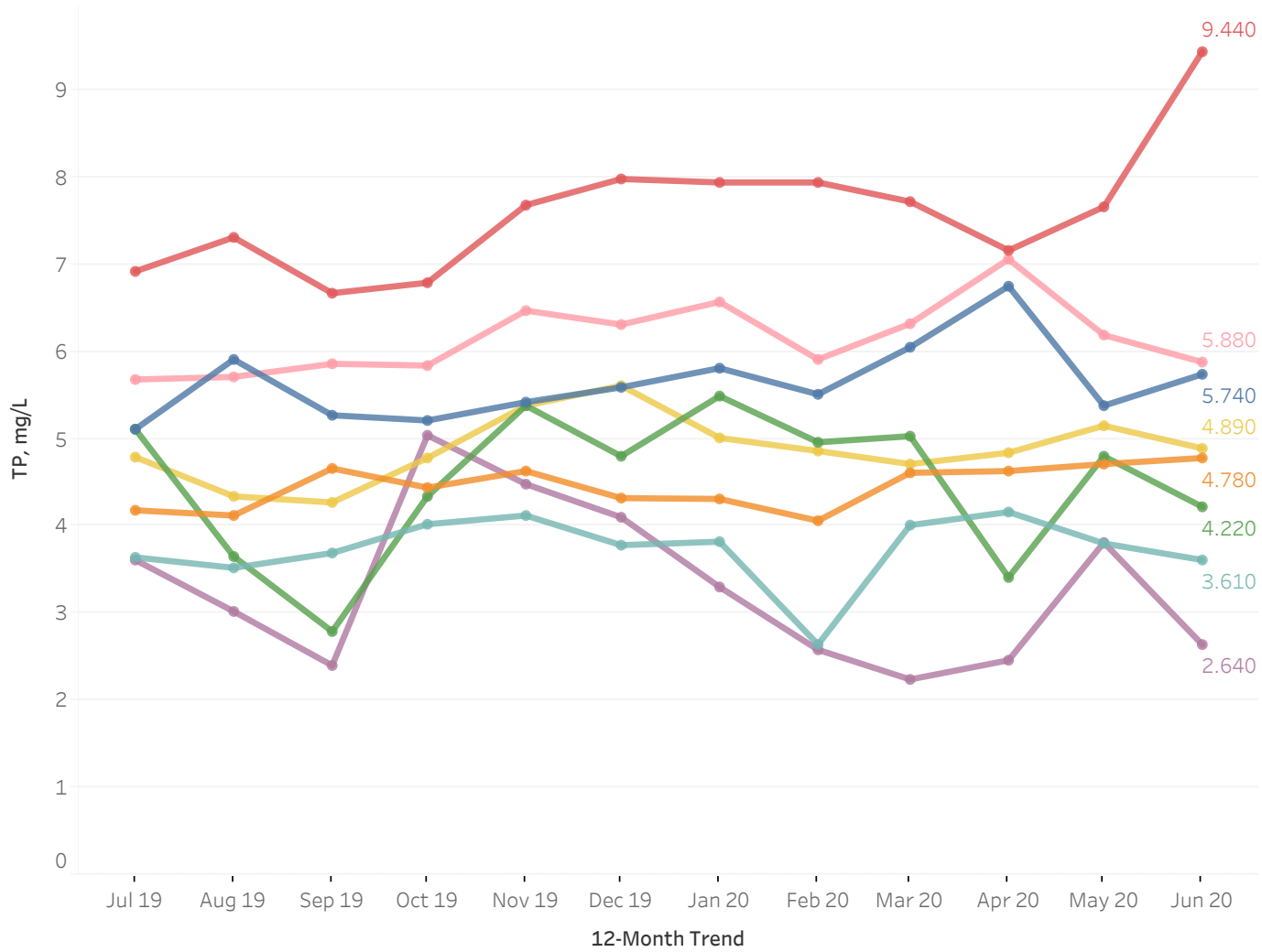
- Entity1**
- Cottonwood
 - Granger-Hunter
 - Kearns
 - Mount Olympus
 - Murray
 - South Salt Lake
 - Taylorville-Bennion

Member Entity TKN Load Comparison



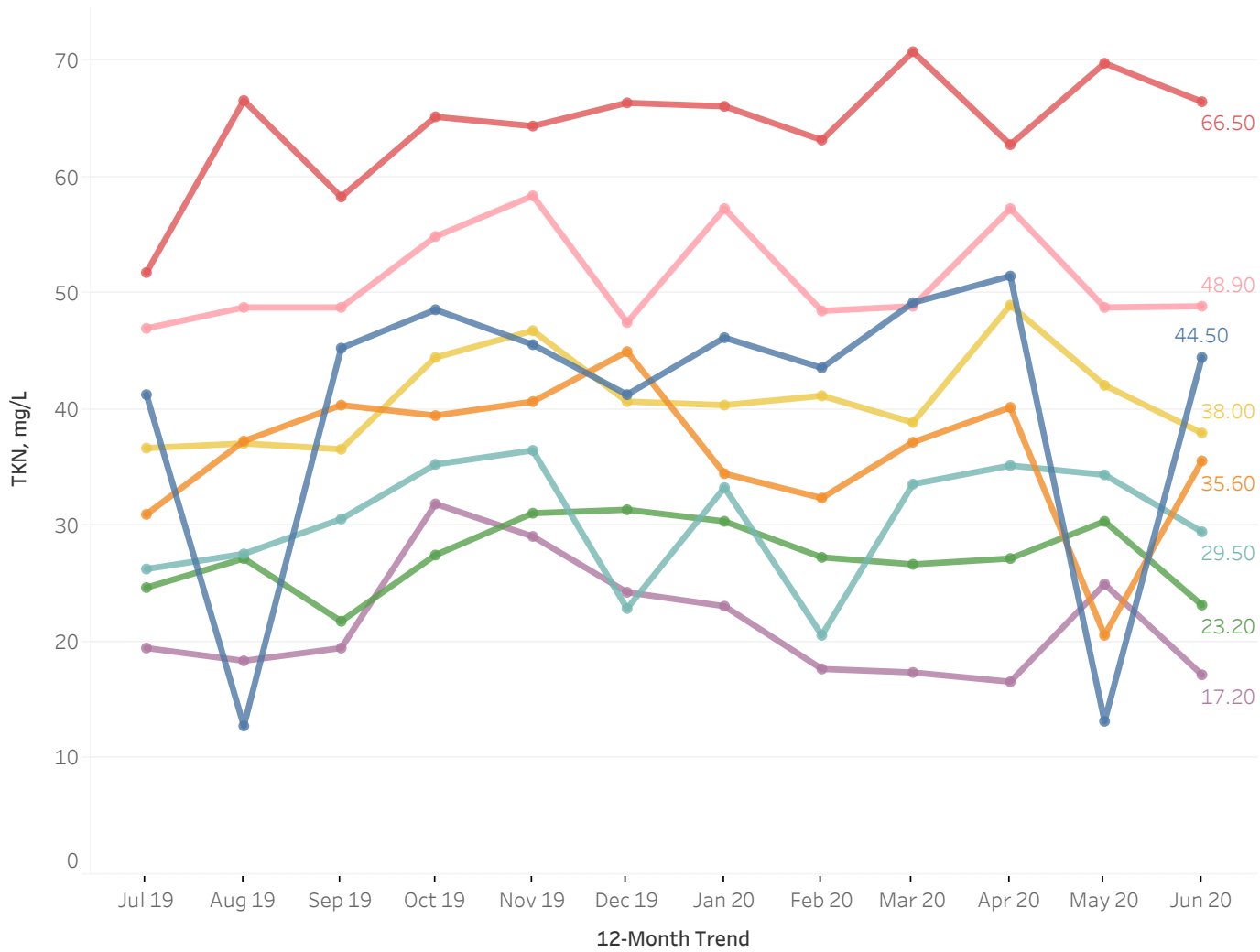
- Entity1**
- Cottonwood
 - Granger-Hunter
 - Kearns
 - Mount Olympus
 - Murray
 - South Salt Lake
 - Taylorville-Bennion

Member Entity TP Concentration Comparison



- Entity1**
- Cottonwood
 - Granger-Hunter
 - Kearns
 - Mount Olympus East
 - Mount Olympus South
 - Murray
 - South Salt Lake
 - Taylorville-Bennion

Member Entity TKN Concentration Comparison



- Entity1**
- Cottonwood
 - Granger-Hunter
 - Kearns
 - Mount Olympus East
 - Mount Olympus South
 - Murray
 - South Salt Lake
 - Taylorville-Bennion



GRANGER-HUNTER
IMPROVEMENT DISTRICT

REVENUES

	Actual 8/31/2019	Amended Budget 2019	% of Budget	Actual 8/31/2020	Budget 2020	% of Budget
REVENUES						
Operating Revenues:						
Water Sales	\$ 11,751,490	\$ 19,629,500	59.9%	\$ 13,238,154	\$ 19,728,000	67.1%
Sewer Service Charges	7,330,800	11,748,000	62.4%	7,105,602	11,807,000	60.2%
Central Valley Assessmt	1,786,390	2,700,000	66.2%	1,788,641	2,700,000	66.2%
Engineering Fees	6,170	4,100	150.5%	6,042	6,000	100.7%
Connection fees	20,363	34,000	59.9%	31,876	34,000	93.8%
Inspection	31,740	49,000	64.8%	47,276	49,000	96.5%
Delinquent/Turn-on Fees	19,310	35,000	55.2%	8,665	35,000	24.8%
Conservation Grant	53,868	68,500	78.6%	48,390	68,500	70.6%
Total Operating Revenue	<u>21,000,131</u>	<u>34,268,100</u>	61.3%	<u>22,274,646</u>	<u>34,427,500</u>	64.7%
Property Tax Revenue:						
Property Tax	30,030	3,300,000	0.9%	30,971	3,400,000	0.9%
Motor Vehicle	139,627	250,000	55.9%	130,448	250,000	52.2%
Personal Property	325,645	315,000	103.4%	311,877	325,000	96.0%
Delinquent Tax/Interest	53,321	80,000	66.7%	48,377	80,000	60.5%
Tax Increment for RDA	-	239,000	0.0%	-	200,000	0.0%
Total Property Tax Revenue	<u>548,623</u>	<u>4,184,000</u>	13.1%	<u>521,673</u>	<u>4,255,000</u>	12.3%
Non-operating Revenue:						
Impact Fees - Water	358,818	375,000	95.7%	617,426	300,000	205.8%
Impact Fees - Sewer	174,993	188,000	93.1%	338,448	150,000	225.6%
Interest	424,543	500,000	84.9%	262,438	525,000	50.0%
Sale of Surplus Equipment	13,851	109,000	12.7%	6,279	59,000	10.6%
Other	107,886	110,000	98.1%	81,541	120,000	68.0%
Total Non-operating Revenue	<u>1,080,091</u>	<u>1,282,000</u>	84.3%	<u>1,306,132</u>	<u>1,154,000</u>	113.2%
Total Revenues	<u>\$ 22,628,845</u>	<u>\$ 39,734,100</u>	57.0%	<u>\$ 24,102,451</u>	<u>\$ 39,836,500</u>	60.5%

Percent of Year Completed: 66.67%



GRANGER-HUNTER
IMPROVEMENT DISTRICT

EXPENSES

	Actual 8/31/2019	Amended Budget 2019	% of Budget	Actual 8/31/2020	Budget 2020	% of Budget
EXPENSES						
Payroll Wages:						
Salaries & Wages	\$ 2,990,638	\$ 4,785,017	62.5%	\$ 3,291,566	\$ 5,028,072	65.5%
Overtime Wages	83,456	200,000	41.7%	76,393	175,000	43.7%
On-call Pay	22,789	56,280	40.5%	43,211	71,280	60.6%
Incentive Pay	7,414	15,000	49.4%	5,727	15,000	38.2%
Vehicle Allowance	461	-	0.0%	4,638	9,000	51.5%
Other/OPEB	-	250,000	0.0%	307,444	250,000	123.0%
Clothing Allowance	20,350	21,450	94.9%	18,975	22,000	86.3%
<i>Total Payroll Wages</i>	<u>3,125,108</u>	<u>5,327,747</u>	<u>58.7%</u>	<u>3,747,954</u>	<u>5,570,352</u>	<u>67.3%</u>
Payroll Benefits:						
State Retirement Plan	530,939	906,300	58.6%	533,863	955,045	55.9%
401K Plan	360,526	567,100	63.6%	396,305	598,677	66.2%
Health/Dental Insurance	1,073,291	1,628,877	65.9%	986,934	1,670,320	59.1%
Medicare	44,485	70,350	63.2%	49,323	73,547	67.1%
Workers Compensation Ins	19,660	45,000	43.7%	11,850	40,000	29.6%
Life/LTD/LTC Insurance	48,469	75,000	64.6%	51,378	75,000	68.5%
State Unemployment	-	5,000	0.0%	5,965	5,000	119.3%
<i>Total Payroll Benefits</i>	<u>2,077,370</u>	<u>3,297,627</u>	<u>63.0%</u>	<u>2,035,618</u>	<u>3,417,589</u>	<u>59.6%</u>
Operations & Maintenance:						
Repair & Replacement	325,665	746,373	43.6%	330,027	701,560	47.0%
Building & Grounds	49,378	77,462	63.7%	47,153	82,450	57.2%
Vehicle Maint & Fuel	131,930	209,000	63.1%	110,578	174,431	63.4%
Vehicle Lease	140,333	218,409	64.3%	149,801	254,600	58.8%
Tools & Supplies	19,577	35,000	55.9%	42,545	73,400	58.0%
Water Purchases	5,531,105	10,677,437	51.8%	6,455,127	11,010,400	58.6%
Treatment Chemicals	30,373	68,800	44.1%	20,779	41,300	50.3%
Water Lab Testing Fees	33,337	106,000	31.5%	27,685	76,750	36.1%
Utilities	458,109	1,009,000	45.4%	492,623	982,000	50.2%
<i>Total O&M</i>	<u>6,719,807</u>	<u>13,147,481</u>	<u>51.1%</u>	<u>7,676,318</u>	<u>13,396,891</u>	<u>57.3%</u>
CVWRF:						
Facility Operations	1,995,407	4,400,414	45.3%	2,334,724	4,494,860	51.9%
Project Betterments	538,780	1,712,549	31.5%	352,092	1,360,725	25.9%
Interceptor Monitoring	65	3,875	0.0%	(2,967)	-	0.0%
Pre-treatment Field	132,895	243,993	54.5%	157,525	283,675	55.5%
Laboratory	116,677	239,538	48.7%	132,566	227,418	58.3%
CVW Debt Service	615,713	1,488,436	41.4%	1,303,403	1,954,999	66.7%
<i>Total CVWRF</i>	<u>\$ 3,399,537</u>	<u>8,088,805</u>	<u>42.0%</u>	<u>4,277,343</u>	<u>\$ 8,321,677</u>	<u>51.4%</u>



GRANGER-HUNTER
IMPROVEMENT DISTRICT

EXPENSES

	Actual 8/31/2019	Amended Budget 2019	% of Budget	Actual 8/31/2020	Budget 2020	% of Budget
General & Administrative:						
Office Supplies/Printing	\$ 16,695	\$ 37,100	45.0%	\$ 9,727	\$ 33,940	28.7%
Postage & Mailing	90,583	159,500	56.8%	84,358	159,500	52.9%
General Administrative	22,133	125,130	17.7%	27,325	61,000	44.8%
Computer Supplies	268,425	392,432	68.4%	158,045	494,243	32.0%
General Insurance	326,053	423,600	77.0%	264,920	439,612	60.3%
Utilities	52,433	105,500	49.7%	46,135	95,500	48.3%
Telephone	53,477	110,000	48.6%	71,611	120,200	59.6%
Training & Education	75,381	131,325	57.4%	42,873	133,200	32.2%
Safety	32,804	39,600	82.8%	30,943	39,620	78.1%
Legal fees	15,354	49,000	31.3%	15,616	44,000	35.5%
Auditing Fees	11,000	11,000	100.0%	12,000	12,000	100.0%
Professional Consulting	130,658	275,300	47.5%	30,774	97,400	31.6%
Public Relations/Conservation	34,492	69,450	49.7%	11,276	55,000	20.5%
Banking & Bonding	182,944	513,900	35.6%	217,569	330,900	65.8%
Admin Contingency	-	180,000	0.0%	-	180,000	0.0%
<i>Total General Administrative</i>	<u>1,312,432</u>	<u>2,622,837</u>	<u>50.0%</u>	<u>1,023,172</u>	<u>2,296,115</u>	<u>44.6%</u>
Total Operating Expenses	<u>16,634,254</u>	<u>32,484,497</u>	<u>51.2%</u>	<u>18,760,405</u>	<u>33,002,624</u>	<u>56.8%</u>
Net Operating Revenues	<u>5,994,591</u>	<u>7,249,603</u>	<u>82.7%</u>	<u>5,342,046</u>	<u>6,833,876</u>	<u>78.2%</u>
Indirect Operating Expenses:						
Depreciation	-	7,000,000	0.0%	-	7,700,000	0.0%
RDA Pass-Through	-	239,000	0.0%	-	200,000	0.0%
<i>Total Indirect Operating Exp</i>	<u>-</u>	<u>7,239,000</u>	<u>0.0%</u>	<u>-</u>	<u>7,900,000</u>	<u>0.0%</u>
Equipment and Infrastructure:						
Infrastructure	2,264,519	13,276,600	17.1%	2,445,928	15,715,152	15.6%
New Vehicles & Equipment	51,712	414,050	12.5%	376,233	409,747	91.8%
<i>Total Equipment</i>	<u>1,998,422</u>	<u>13,690,650</u>	<u>14.6%</u>	<u>2,822,161</u>	<u>16,124,899</u>	<u>17.5%</u>
Debt Service:						
Bond Interest	19,392	408,683	4.7%	22,971	244,995	9.4%
Bond Principal Pmt ('12 Bond)	281,000	281,000	100.0%	288,000	288,000	100.0%
Bond Princ Pmt (2019 DEQ)	-	-	0.0%	435,525	310,000	140.5%
<i>Total Debt Service</i>	<u>300,392</u>	<u>689,683</u>	<u>43.6%</u>	<u>746,496</u>	<u>842,995</u>	<u>88.6%</u>
Total Equip & Debt Service	<u>2,616,623</u>	<u>14,380,333</u>	<u>18.2%</u>	<u>3,568,657</u>	<u>16,967,894</u>	<u>21.0%</u>
Net Revenues after Deprec	<u>3,377,968</u>	<u>(14,369,730)</u>	<u>-23.5%</u>	<u>1,773,389</u>	<u>(18,034,018)</u>	<u>-9.8%</u>
Add back Depreciation	-	7,000,000	0.0%	-	7,700,000	0.0%
Net Revenues	<u>\$ 3,377,968</u>	<u>\$ (7,369,730)</u>	<u>-45.8%</u>	<u>\$ 1,773,389</u>	<u>\$ (10,334,018)</u>	<u>-17.2%</u>

VENDOR I.D.	NAME	STATUS	CHECK DATE	AMOUNT	DISCOUNT	CHECK NO	CHECK STATUS	CHECK AMOUNT
C-CHECK	VOID CHECK	V	8/20/2020			121020		
C-CHECK	VOID CHECK	V	8/20/2020			121021		
C-CHECK	VOID CHECK	V	8/20/2020			121022		
C-CHECK	VOID CHECK	V	8/20/2020			121023		
C-CHECK	VOID CHECK	V	8/20/2020			121024		
C-CHECK	VOID CHECK	V	8/20/2020			121025		
C-CHECK	VOID CHECK	V	8/20/2020			121026		
C-CHECK	VOID CHECK	V	8/20/2020			121027		
C-CHECK	VOID CHECK	V	8/20/2020			121028		
C-CHECK	VOID CHECK	V	8/20/2020			121029		
C-CHECK	VOID CHECK	V	8/20/2020			121030		
C-CHECK	VOID CHECK	V	8/20/2020			121031		
C-CHECK	VOID CHECK	V	8/20/2020			121032		
C-CHECK	VOID CHECK	V	8/20/2020			121033		
C-CHECK	VOID CHECK	V	8/20/2020			121034		
C-CHECK	VOID CHECK	V	8/20/2020			121035		
C-CHECK	VOID CHECK	V	8/20/2020			121036		
C-CHECK	VOID CHECK	V	8/20/2020			121037		
C-CHECK	VOID CHECK	V	8/20/2020			121038		
C-CHECK	VOID CHECK	V	8/20/2020			121039		
C-CHECK	VOID CHECK	V	8/20/2020			121040		

* * T O T A L S * *	NO	INVOICE AMOUNT	DISCOUNTS	CHECK AMOUNT
REGULAR CHECKS:	0	0.00	0.00	0.00
HAND CHECKS:	0	0.00	0.00	0.00
DRAFTS:	0	0.00	0.00	0.00
EFT:	0	0.00	0.00	0.00
NON CHECKS:	0	0.00	0.00	0.00
VOID CHECKS:	21	VOID DEBITS 0.00		
		VOID CREDITS 0.00	0.00	

TOTAL ERRORS: 0

VENDOR SET: 01 BANK: *	TOTALS:	NO	INVOICE AMOUNT	DISCOUNTS	CHECK AMOUNT
		21	0.00	0.00	0.00
BANK: *	TOTALS:	21	0.00	0.00	0.00

VENDOR I.D.	NAME	STATUS	CHECK DATE	AMOUNT	DISCOUNT	CHECK NO	CHECK STATUS	CHECK AMOUNT
0001	US TREASURY							
I-T1 202008045854	FEDERAL WITHHOLDING	D	8/05/2020			001056		
01 23010	FEDERAL W/H & MEDICARE PAYABLE			16,850.45				
I-T4 202008045854	MEDICARE WITHHOLDING	D	8/05/2020			001056		
01 23010	FEDERAL W/H & MEDICARE PAYABLE			2,738.67				
01 500150	MEDICARE			2,738.67				22,327.79
2532	HEALTH EQUITY INC							
I-HSB202008045854	HEALTH SAVINGS ACCOUNT	D	8/05/2020			001057		
01 22090	CAFETERIA PLAN PAYABLE			4,154.44				4,154.44
4640	UTAH RETIREMENT SYSTEMS							
I-2DC202008045854	TIER 2 DEFINED CONTRIBUTION	D	8/05/2020			001058		
01 500110	STATE RETIREMENT PLAN			518.09				
I-2HY202008045854	TIER 2 HYBRID CONTRIBUTION	D	8/05/2020			001058		
01 500110	STATE RETIREMENT PLAN			9,636.48				
I-45%202008045854	457 CONTRIBUTION %	D	8/05/2020			001058		
01 22040	RETIREMENT CONTRIB PAYABLE			157.14				
I-457202008045854	457 CONTRIBUTION AMOUNT	D	8/05/2020			001058		
01 22040	RETIREMENT CONTRIB PAYABLE			440.00				
I-45B202008045854	457 CONTRIB - BOARD	D	8/05/2020			001058		
01 500120	401K PLAN EXPENSE			103.34				
I-45T202008045854	457 CONTRIB - TIER 2	D	8/05/2020			001058		
01 500120	401K PLAN EXPENSE			142.02				
I-4K2202008045854	401(K) \$ TIER 2 EMP CONTRIB	D	8/05/2020			001058		
01 22040	RETIREMENT CONTRIB PAYABLE			20.00				
I-4KB202008045854	401(K) CONTRIB - BOARD	D	8/05/2020			001058		
01 500120	401K PLAN EXPENSE			25.83				
I-4KP202008045854	401(K) % CONTRIBUTION AMOUNT	D	8/05/2020			001058		
01 22040	RETIREMENT CONTRIB PAYABLE			143.59				
I-DC4202008045854	TIER 2 DC 401K	D	8/05/2020			001058		
01 500110	STATE RETIREMENT PLAN			774.44				
I-HY4202008045854	TIER 2 HYBRID 401K	D	8/05/2020			001058		
01 500110	STATE RETIREMENT PLAN			542.83				
I-PRA202008045854	POST RET AMORTIZATION	D	8/05/2020			001058		
01 500110	STATE RETIREMENT PLAN			27.54				
I-RT2202008045854	TIER 2 ROTH IRA CONTRIB AMOUNT	D	8/05/2020			001058		
01 22040	RETIREMENT CONTRIB PAYABLE			680.00				
I-RTH202008045854	ROTH IRA CONTRIBUTION AMNT	D	8/05/2020			001058		
01 22040	RETIREMENT CONTRIB PAYABLE			599.23				
I-T24202008045854	TIER 2 - 457 CONTRIB	D	8/05/2020			001058		
01 22040	RETIREMENT CONTRIB PAYABLE			5.00				
I-USR202008045854	UT STATE RET CONTRIBUTION	D	8/05/2020			001058		
01 500110	STATE RETIREMENT PLAN			18,738.09				32,553.62

VENDOR I.D.	NAME	STATUS	CHECK DATE	AMOUNT	DISCOUNT	CHECK NO	CHECK STATUS	CHECK AMOUNT
2188	FERGUSON ENTERPRISES, INC							
I-1123094	Emergency Repair Parts	D	8/05/2020			001059		
01 530210	REPAIR SUPPLIES - CONST	Emergency Repair Part		500.22				
I-1123215	Large Meter Project	D	8/05/2020			001059		
01 520920	INFRASTRUCTURE PURCHASES	Large Meter Project		6,305.64				
I-1123398	Emergency Repair Parts	D	8/05/2020			001059		
01 530210	REPAIR SUPPLIES - CONST	Emergency Repair Part		522.96				
I-1123555	Emergency Repair Parts	D	8/05/2020			001059		
01 530210	REPAIR SUPPLIES - CONST	Emergency Repair Part		87.13				
I-1124034	Repair Clamp	D	8/05/2020			001059		
01 530210	REPAIR SUPPLIES - CONST	Repair Clamp		2,393.26				
I-1124608	Emergency Repair Parts	D	8/05/2020			001059		
01 530210	REPAIR SUPPLIES - CONST	Emergency Repair Part		283.50				
I-1125415	Emergency Repair Parts	D	8/05/2020			001059		
01 530210	REPAIR SUPPLIES - CONST	Emergency Repair Part		371.28				
I-8223320	Emergency Repair Parts	D	8/05/2020			001059		
01 530210	REPAIR SUPPLIES - CONST	Emergency Repair Par		132.48				
I-8252734	Emergency Repair Parts	D	8/05/2020			001059		
01 530210	REPAIR SUPPLIES - CONST	Emergency Repair Part		234.91				
01 530210	REPAIR SUPPLIES - CONST	Emergency Repair Par		30.35				10,861.73
2340	GENEVA ROCK PRODUCTS							
I-1175125	Fill Dirt	D	8/05/2020			001060		
01 530210	REPAIR SUPPLIES - CONST	Fill Dirt		117.18				
I-2265195	Fill Dirt	D	8/05/2020			001060		
01 530210	REPAIR SUPPLIES - CONST	Fill Dirt		874.23				
I-2266007	Fill Dirt	D	8/05/2020			001060		
01 530210	REPAIR SUPPLIES - CONST	Fill Dirt		4,802.24				
I-2266486	Fill Dirt	D	8/05/2020			001060		
01 530210	REPAIR SUPPLIES - CONST	Fill Dirt		3,210.96				
I-2267143	Fill Dirt	D	8/05/2020			001060		
01 530210	REPAIR SUPPLIES - CONST	Fill Dirt		1,206.35				
01 530210	REPAIR SUPPLIES - CONST	Fill Dirt		1,824.74				12,035.70
4990	WORKERS COMPEN OF UTAH							
I-7406314	JUL 2020/SCHEDULED PREMIUM	D	8/05/2020			001061		
01 500160	WORKERS COMP INS	JUL 2020/SCHEDULED P		2,678.89				2,678.89
1267	APELLO							
I-110166-0820	AUG 2020 ANSWERING SERVICE	D	8/12/2020			001062		
01 510470	TELEPHONE	AUG 2020 ANSWERING S		480.00				480.00
1320	ASPHALT MATERIALS INC							
I-99083	Asphalt for Repairs	D	8/12/2020			001063		
01 530210	REPAIR SUPPLIES - CONST	Asphalt for Repairs		877.55				
I-99255	Asphalt for Repairs	D	8/12/2020			001063		
01 530210	REPAIR SUPPLIES - CONST	Asphalt for Repairs		1,905.97				
I-99511	Asphalt for Repairs	D	8/12/2020			001063		

VENDOR I.D.	NAME	STATUS	CHECK DATE	AMOUNT	DISCOUNT	CHECK NO	CHECK STATUS	CHECK AMOUNT
1320	ASPHALT MATERIALS INC CONT							
I-99511	Asphalt for Repairs	D	8/12/2020			001063		
01 530210	REPAIR SUPPLIES - CONST	Asphalt	for Repairs	175.43				
I-99742	Asphalt for Repairs	D	8/12/2020			001063		
01 530210	REPAIR SUPPLIES - CONST	Asphalt	for Repairs	1,558.95				
I-99930	Asphalt for Repairs	D	8/12/2020			001063		
01 530210	REPAIR SUPPLIES - CONST	Asphalt	for Repairs	56.76				4,574.66
1730	CLYDE SNOW & SESSIONS							
I-150607	MATTER 006400/GENERAL	D	8/12/2020			001064		
01 510500	LEGAL EXPENSE	MATTER	006400/GENERA	6,272.50				
I-150608	MATTER 007013/BONDS	D	8/12/2020			001064		
01 510500	LEGAL EXPENSE	MATTER	007013/BONDS	455.00				6,727.50
2400	GRANGER HUNTER IMP DIST							
I-202008065857	GHID-1 AUG 2020	D	8/12/2020			001065		
01 530280	UTILITIES - WATER/OPS	GHID-1	AUG 2020	2,008.04				2,008.04
3040	MAGNA WATER CO							
I-202008105865	JUL 2020 SEWER CHARGES	D	8/12/2020			001066		
01 41020	SEWER SERVICE CHARGES	HUNTER VILLAGE	PH 17	2,235.75				
01 41020	SEWER SERVICE CHARGES	HUNTER VILLAGE	PH 16	596.20				
01 41020	SEWER SERVICE CHARGES	7200 WEST SEWER		178.86				
01 41020	SEWER SERVICE CHARGES	ORCHARDVIEW	SUBDIV	924.11				
01 41020	SEWER SERVICE CHARGES	MAJESTIC VILLAS	PASS	2,444.42				6,379.34
3657	READY MADE CONCRETE							
I-104404	Cement for Repairs	D	8/12/2020			001067		
01 530210	REPAIR SUPPLIES - CONST	Cement	for Repairs	64.50				64.50
4880	WEST VALLEY CITY							
I-202008105864	JUL 2020 STORMWATER	D	8/12/2020			001068		
01 510460	UTILITIES - ADMIN	2888 S	3600 W	296.00				
01 510460	UTILITIES - ADMIN	2824 S	3600 W	276.00				
01 550280	UTILITIES - WW	1247 W	2320 S A	4.00				
01 550280	UTILITIES - WW	1155 W	2320 S	4.00				
01 550280	UTILITIES - WW	1247 W	2320 S B	24.00				
01 550280	UTILITIES - WW	3100 S	DECKER LAKE D	24.00				
01 550280	UTILITIES - WW	1460 W	3100 S	28.00				
01 530280	UTILITIES - WATER/OPS	1313 W	3300 S	12.00				
01 550280	UTILITIES - WW	1360 W	3100 S	8.00				
01 550280	UTILITIES - WW	2117 W	2343 S	52.00				
01 530280	UTILITIES - WATER/OPS	1629 W	2320 S	28.00				
01 550280	UTILITIES - WW	2250 S	CONSTITUTION	4.00				
01 530280	UTILITIES - WATER/OPS	4080 S	2200 W	8.00				
01 530280	UTILITIES - WATER/OPS	4080 S	2200 W	8.00				
01 530280	UTILITIES - WATER/OPS	2386 S	3600 W	60.00				
01 530280	UTILITIES - WATER/OPS	4404 S	4800 W	16.00				

VENDOR I.D.	NAME	STATUS	CHECK DATE	AMOUNT	DISCOUNT	CHECK NO	CHECK STATUS	CHECK AMOUNT
4880	WEST VALLEY CITY	CONT						
I-202008105864	JUL 2020 STORMWATER	D	8/12/2020			001068		
01 530280	UTILITIES - WATER/OPS	6551 W	4100 S	12.00				
01 550280	UTILITIES - WW	2149 W	3100 S	4.00				
01 550280	UTILITIES - WW	2557 S	5370 W	12.00				
01 530280	UTILITIES - WATER/OPS	4525 S	6000 W	8.00				
01 530280	UTILITIES - WATER/OPS	4381 S	NUGGET DR	8.00				
01 550280	UTILITIES - WW	2911 S	2910 W	4.00				
01 550280	UTILITIES - WW	2212 W	3100 S	20.00				
01 530280	UTILITIES - WATER/OPS	3222 S	CULTURAL CENT	28.00				948.00
0001	US TREASURY							
I-T1 202008185879	FEDERAL WITHHOLDING	D	8/18/2020			001069		
01 23010	FEDERAL W/H & MEDICARE PAYABLE	FEDERAL WITHHOLDING		14,303.84				
I-T4 202008185879	MEDICARE WITHHOLDING	D	8/18/2020			001069		
01 23010	FEDERAL W/H & MEDICARE PAYABLE	MEDICARE WITHHOLDING		2,464.16				
01 500150	MEDICARE	MEDICARE WITHHOLDING		2,464.16				19,232.16
2532	HEALTH EQUITY INC							
I-HSB202008185879	HEALTH SAVINGS ACCOUNT	D	8/18/2020			001070		
01 22090	CAFETERIA PLAN PAYABLE	HEALTH SAVINGS ACCOU		4,154.44				4,154.44
4640	UTAH RETIREMENT SYSTEMS							
I-2DC202008185879	TIER 2 DEFINED CONTRIBUTION	D	8/18/2020			001071		
01 500110	STATE RETIREMENT PLAN	TIER 2 DEFINED CONTR		539.71				
I-2HY202008185879	TIER 2 HYBRID CONTRIBUTION	D	8/18/2020			001071		
01 500110	STATE RETIREMENT PLAN	TIER 2 HYBRID CONTRI		9,367.66				
I-45%202008185879	457 CONTRIBUTION %	D	8/18/2020			001071		
01 22040	RETIREMENT CONTRIB PAYABLE	457 CONTRIBUTION %		140.64				
I-457202008185879	457 CONTRIBUTION AMOUNT	D	8/18/2020			001071		
01 22040	RETIREMENT CONTRIB PAYABLE	457 CONTRIBUTION AMO		440.00				
I-45T202008185879	457 CONTRIB - TIER 2	D	8/18/2020			001071		
01 500120	401K PLAN EXPENSE	457 CONTRIB - TIER 2		142.85				
I-4K2202008185879	401(K) \$ TIER 2 EMP CONTRIB	D	8/18/2020			001071		
01 22040	RETIREMENT CONTRIB PAYABLE	401(K) \$ TIER 2 EMP		20.00				
I-4KP202008185879	401(K) % CONTRIBUTION AMOUNT	D	8/18/2020			001071		
01 22040	RETIREMENT CONTRIB PAYABLE	401(K) % CONTRIBUTIO		103.75				
I-DC4202008185879	TIER 2 DC 401K	D	8/18/2020			001071		
01 500110	STATE RETIREMENT PLAN	TIER 2 DC 401K		806.76				
I-HY4202008185879	TIER 2 HYBRID 401K	D	8/18/2020			001071		
01 500110	STATE RETIREMENT PLAN	TIER 2 HYBRID 401K		527.66				
I-RT2202008185879	TIER 2 ROTH IRA CONTRIB AMOUNT	D	8/18/2020			001071		
01 22040	RETIREMENT CONTRIB PAYABLE	TIER 2 ROTH IRA CONT		680.00				
I-RTH202008185879	ROTH IRA CONTRIBUTION AMNT	D	8/18/2020			001071		
01 22040	RETIREMENT CONTRIB PAYABLE	ROTH IRA CONTRIBUTIO		599.23				
I-T24202008185879	TIER 2 - 457 CONTRIB	D	8/18/2020			001071		
01 22040	RETIREMENT CONTRIB PAYABLE	TIER 2 - 457 CONTRIB		5.00				
I-USR202008185879	UT STATE RET CONTRIBUTION	D	8/18/2020			001071		

VENDOR I.D.	NAME	STATUS	CHECK DATE	AMOUNT	DISCOUNT	CHECK NO	CHECK STATUS	CHECK AMOUNT
4640	I-USR202008185879 01 500110	UTAH RETIREMENT SYSTEMCONT UT STATE RET CONTRIBUTION STATE RETIREMENT PLAN	D 8/18/2020 UT STATE RET CONTRIB	19,277.95		001071		32,651.21
2400	I-202008135875 01 530280	GRANGER HUNTER IMP DIST GHID-2 AUG 2020 UTILITIES - WATER/OPS	D 8/20/2020 GHID-2 AUG 2020	79.73		001072		79.73
3850	I-88226 01 530210	SALT LAKE CEMENT CUTTING Cement Cutting for Repair REPAIR SUPPLIES - CONST	D 8/20/2020 Cement Cutting for R	150.00		001077		
	I-88227 01 530210	Cement Cutting for Repair REPAIR SUPPLIES - CONST	D 8/20/2020 Cement Cutting for R	150.00		001077		
	I-88300 01 530210	Cement Cutting for Repair REPAIR SUPPLIES - CONST	D 8/20/2020 Cement Cutting for R	150.00		001077		
	I-88321 01 530210	Cement Cutting for Repair REPAIR SUPPLIES - CONST	D 8/20/2020 Cement Cutting for R	150.00		001077		
	I-88322 01 530210	Cement Cutting for Repair REPAIR SUPPLIES - CONST	D 8/20/2020 Cement Cutting for R	150.00		001077		
	I-88407 01 530210	Cement Cutting for Repair REPAIR SUPPLIES - CONST	D 8/20/2020 Cement Cutting for R	150.00		001077		
	I-88444 01 530210	Cement Cutting for Repair REPAIR SUPPLIES - CONST	D 8/20/2020 Cement Cutting for R	150.00		001077		
	I-88445 01 530210	Cement Cutting for Repair REPAIR SUPPLIES - CONST	D 8/20/2020 Cement Cutting for R	153.60		001077		1,203.60
4704	I-9860093235 01 510470	VERIZON WIRELESS JUL 2020 CELL PHONE & EQUIPMEN TELEPHONE	D 8/20/2020 JUL 2020 CELL PHONE	3,147.88		001078		3,147.88
2400	I-202008255888 01 530280	GRANGER HUNTER IMP DIST GHID-3 AUG 2020 UTILITIES - WATER/OPS	D 8/26/2020 GHID-3 AUG 2020	295.83		001079		295.83
1106	I-AAX202007215840 01 22050	AFLAC GROUP INSURANCE AFLAC GROUP INS AFTER TAX HEALTH INSURANCE PAYABLE	R 8/05/2020 AFLAC GROUP INS AFTE	39.77		120916		
	I-AAX202008045854 01 22050	AFLAC GROUP INS AFTER TAX HEALTH INSURANCE PAYABLE	R 8/05/2020 AFLAC GROUP INS AFTE	39.77		120916		
	I-AGP202007215840 01 22050	AFLAC GROUP INS PRE TAX HEALTH INSURANCE PAYABLE	R 8/05/2020 AFLAC GROUP INS PRE	82.33		120916		
	I-AGP202008045854 01 22050	AFLAC GROUP INS PRE TAX HEALTH INSURANCE PAYABLE	R 8/05/2020 AFLAC GROUP INS PRE	82.33		120916		244.20

VENDOR I.D.	NAME	STATUS	CHECK DATE	AMOUNT	DISCOUNT	CHECK NO	CHECK STATUS	CHECK AMOUNT
1725	I-CS2202008045854 01 22080	CHILD SUPPORT SERVICES CASE #C001446501 GARNISHMENT PAYABLE	R 8/05/2020	84.46		120917		84.46
1725	I-CS3202008045854 01 22080	CHILD SUPPORT SERVICES CASE #C001355847 GARNISHMENT PAYABLE	R 8/05/2020	172.62		120918		172.62
2902	I-G07202008045854 01 22080	KIRK A CULLIMORE CIVIL NO 190402707 GARNISHMENT PAYABLE	R 8/05/2020	315.94		120919		315.94
4650	I-T2 202007075823 01 23020	UTAH STATE TAX COMMISSION STATE WITHHOLDING STATE W/H PAYABLE	R 8/05/2020	8,050.56		120920		
	I-T2 202007215840 01 23020	STATE WITHHOLDING STATE W/H PAYABLE	R 8/05/2020	8,200.97		120920		16,251.53
4870	I-4K\$202008045854 01 500120	WELLS FARGO ADVISORS 401(K) CONTRIBUTIONS 401K PLAN EXPENSE	R 8/05/2020	20,779.46		120921		
	I-4K%202008045854 01 22040	401(K) CONTRIBUTIONS RETIREMENT CONTRIB PAYABLE	R 8/05/2020	294.16		120921		
	I-LMS202008045854 01 22040	401K PLAN EXPENSE 401(K) LOAN PAYMENT RETIREMENT CONTRIB PAYABLE	R 8/05/2020	1,094.98 2,237.06		120921		24,405.66
1	I-H118836-I01 01 530240	HOJ Innovations Shelving Unit TOOLS & SUPPLIES - CONST	R 8/05/2020	158.30		120922		158.30
1006	I-112 01 530210	A-1 ROOFING & SIDING Emerg Well Repair REPAIR SUPPLIES - CONST	R 8/05/2020	900.00		120923		900.00
1064	I-0002151479 01 510220	ACE RECYCLING & DISPOSAL AUG 2020 MONTHLY CHARGES BUILDING & GROUNDS	R 8/05/2020	120.77		120924		120.77
1140	I-72886 01 570230	ALL STEEL FABRICATORS 2" FLAT STRAP VEHICLE MAINT & FUEL - VEH	R 8/05/2020	75.00		120925		75.00

9/01/2020 8:21 AM
 VENDOR SET: 01 Granger - Hunter Improvem
 BANK: GENCK GENERAL - CHECKING
 DATE RANGE: 8/01/2020 THRU 8/31/2020

A/P HISTORY CHECK REPORT

VENDOR I.D.	NAME	STATUS	CHECK DATE	AMOUNT	DISCOUNT	CHECK NO	CHECK STATUS	CHECK AMOUNT
1160	ALPINE SUPPLY							
I-235649	BOLTS	R	8/05/2020			120926		
01 570230	VEHICLE MAINT & FUEL - VEH	BOLTS		7.80				7.80
1216	AMERICAN HIGHWAY PRODUCTS							
I-29364	Manhole Seal kits	R	8/05/2020			120927		
01 550210	REPAIR SUPPLIES - WW	Manhole Seal kits		189.62				189.62
1470	BLUE STAKES OF UTAH UTILITY							
I-UT202001926	JUL 2020 MONTHLY CHARGES	R	8/05/2020			120928		
01 510470	TELEPHONE	JUL 2020 MONTHLY CHA		1,605.46				1,605.46
1527	BRIDGESTONE HOSEPOWER, LLC							
I-76043311-00	45 DEGREE FITTING #9	R	8/05/2020			120929		
01 510220	BUILDING & GROUNDS	PRESSURE WASHER GUN		59.27				
01 510220	BUILDING & GROUNDS	WASHER WAND		37.44				
01 570230	VEHICLE MAINT & FUEL - VEH	45 DEGREE FITTING #9		9.08				105.79
1640	CATERPILLAR FINANCIAL SERVICES							
I-21178630	2020 3RD QTR EQUIPMENT LEASE	R	8/05/2020			120930		
01 510235	VEHICLE LEASE	2020 3RD QTR EQUIPME		11,710.88				11,710.88
1721	CHASE CARD SERVICES							
I-202007305852	JUL 2020 PURCHASES	R	8/05/2020			120931		
01 510440	COMPUTER SUPPLIES/EQUIPMENT	WUFOO SUBSCRIPTION/R		374.30CR				
01 510440	COMPUTER SUPPLIES/EQUIPMENT	WEB CAMERAS FOR OFFI		114.98				
01 510440	COMPUTER SUPPLIES/EQUIPMENT	WUFOO SUBSCRIPTION (349.00				
01 510410	OFFICE SUPPLIES/PRINTING	PLOTTER INK		57.28				
01 510430	GENERAL ADMINISTRATIVE	BAGELS/2320 S LEAK R		80.42				
01 520920-20M	BLDG A BATHROOM UPGRADES	PERMIT/W VALLEY CITY		119.02				
01 510430	GENERAL ADMINISTRATIVE	REGIS/CLASS A-B OPER		50.00				
01 510440	COMPUTER SUPPLIES/EQUIPMENT	TRIMBLE DEVICE RENEW		600.00				
01 510440	COMPUTER SUPPLIES/EQUIPMENT	TRIMBLE DEVICE RENEW		600.00				
01 570230	VEHICLE MAINT & FUEL - VEH	SHIPPING/SIGN TRAILE		16.80				
01 520270	WATER TESTING FEES	BLEACH		27.98				
01 510430	GENERAL ADMINISTRATIVE	KITCHEN SUPPLIES		44.16				
01 570230	VEHICLE MAINT & FUEL - VEH	REPAIR/ARROW BRD CON		490.06				2,175.40
1723	CHEMTECH-FORD, INC.							
I-20G1214	WELL 1,8,12,15,16,17 SAMPLING	R	8/05/2020			120932		
01 520270	WATER TESTING FEES	WELL 1,8,12,15,16,17		316.00				316.00
1727	CLEARWATER BACKFLOW SERVICES I							
I-759	2020 Backflow Inspections	R	8/05/2020			120933		
01 520270	WATER TESTING FEES	2020 Backflow Inspec		765.00				765.00

VENDOR I.D.	NAME	STATUS	CHECK DATE	AMOUNT	DISCOUNT	CHECK NO	CHECK STATUS	CHECK AMOUNT
1741	I-CLA202007075823 01 22050	COLONIAL LIFE & ACCIDENT INSUR COLONIAL LIFE INS AFTER TAX HEALTH INSURANCE PAYABLE	R 8/05/2020			120934		
	I-CLA202007215840 01 22050	COLONIAL LIFE INS AFTER TAX HEALTH INSURANCE PAYABLE	R 8/05/2020	62.46		120934		
	I-CLP202007075823 01 22050	COLONIAL LIFE INS PRETAX HEALTH INSURANCE PAYABLE	R 8/05/2020	62.46		120934		
	I-CLP202007215840 01 22050	COLONIAL LIFE INS PRETAX HEALTH INSURANCE PAYABLE	R 8/05/2020	58.53		120934		
				58.53				241.98
1845	C-0468859 01 530210	CRUS OIL, INC. NSF Mineral Oil REPAIR SUPPLIES - CONST	R 8/05/2020			120935		
	I-0468813 01 530210	NSF Mineral Oil REPAIR SUPPLIES - CONST	R 8/05/2020	18.00CR		120935		
				1,029.05				
				30.00				1,041.05
1911	I-26136 01 510430	DATA SERVICES - SLCO JUL 2020 MONTHLY CHARGES GENERAL ADMINISTRATIVE	R 8/05/2020			120936		
				33.22				33.22
1930	I-5432131 01 500130	DENTAL SELECT AUG 2020 PREMIUM PAY HEALTH INSURANCE	R 8/05/2020			120937		
	01 500130	HEALTH INSURANCE		612.17				
	01 500130	HEALTH INSURANCE		96.86				
	01 500130	HEALTH INSURANCE		193.72CR				
	01 500130	HEALTH INSURANCE		65.85				
	I-DIF202007075823 01 500130	DENTAL INSURANCE FAMILY HEALTH INSURANCE	R 8/05/2020			120937		
	I-DIS202007075823 01 500130	DENTAL INSURANCE SINGLE HEALTH INSURANCE	R 8/05/2020	5,811.60		120937		
				186.06				6,578.82
2101	I-0000351601 01 510520	EMPLOYERS COUNCIL EMPLOYERS COUNCIL ASSESSMENT PROFESSIONAL CONSULTING	R 8/05/2020			120938		
				6,012.50				6,012.50
2103	I-246934 01 550240	ENVIRONMENTAL PRODUCTS & ACCES Vactor Parts TOOLS & SUPPLIES - WW	R 8/05/2020			120939		
				1,285.69				1,285.69
2184.1	I-UTSAL66558 01 510490	FASTENAL COMPANY PPE VENDING SUPPLIES SAFETY EXPENSE	R 8/05/2020			120940		
	I-UTSAL66730 01 510490	PPE VENDING SUPPLIES SAFETY EXPENSE	R 8/05/2020	169.04		120940		
	I-UTSAL66882 01 510490	PPE VENDING SUPPLIES SAFETY EXPENSE	R 8/05/2020	375.04		120940		
				135.74				679.82

VENDOR I.D.	NAME	STATUS	CHECK DATE	AMOUNT	DISCOUNT	CHECK NO	CHECK STATUS	CHECK AMOUNT
2380	GRAINGER INC I-9608537453 01 550240	R	8/05/2020	312.00		120941		312.00
	5- Flashlights TOOLS & SUPPLIES - WW	5-	Flashlights					
2490	HANSEN, ALLEN & LUCE, INC. I-42436 01 520920-20D	R	8/05/2020	45,071.47		120942		45,071.47
	20D:KENT BOOSTER RPLCMNT & TNK KENT BOOSTER RPLCMNT & TANK	20D:KENT BOOSTER RPL						
2637	INDUSTRIAL SAFETY EQUIPMENT, L I-2020-19799 01 510490	R	8/05/2020	78.00		120943		78.00
	PPE-MASKS SAFETY EXPENSE	PPE-MASKS						
3117	MCMICHAEL, DERRICK R I-202008035853 01 510480	R	8/05/2020	468.88		120944		468.88
	TUITION REIMB/ENG, SOCIOLOGY TRAINING & EDUCATION - ADM	TUITION REIMB/ENG, S						
3155	MILLER PAVING INC I-38246 01 530210	R	8/05/2020	7,732.60		120945		7,732.60
	Asphalt Replacement 2320 REPAIR SUPPLIES - CONST	Asphalt Replacement						
3215	MOUNTAIN VALLEY MECHANICAL I-INV4829 01 530210	R	8/05/2020	623.71		120946		623.71
	HVAC Repairs REPAIR SUPPLIES - CONST	HVAC Repairs						
3243	NPW/AUTO VALUE I-44-00327340 01 510230 01 510230	R	8/05/2020	57.00 1.14CR		120947		55.86
	DEF FUEL FOR BACKHOE VEHICLE FUEL - ADM VEHICLE FUEL - ADM	15 GAL OF DEF FUEL DEF FUEL FOR BACKHOE						
3245	NATIONAL BENEFIT SERVICES LLC I-763524 01 510520	R	8/05/2020	72.80		120948		72.80
	JUL 2020 COBRA PROFESSIONAL CONSULTING	JUL 2020 COBRA						
3389	ONESOURCE PROPERTY MAINTENANCE I-109845 01 530210	R	8/05/2020	1,245.13		120949		
	Grounds Maintenance REPAIR SUPPLIES - CONST	Grounds Maintenance						
	I-109852 01 530210	R	8/05/2020	125.38		120949		
	Grounds Maintenance REPAIR SUPPLIES - CONST	Grounds Maintenance						
	I-109853 01 530210	R	8/05/2020	125.38		120949		
	Grounds Maintenance REPAIR SUPPLIES - CONST	Grounds Maintenance						
	I-109854 01 530210	R	8/05/2020	125.38		120949		
	Grounds Maintenance REPAIR SUPPLIES - CONST	Grounds Maintenance						
	I-109855 01 530210	R	8/05/2020	125.38		120949		
	Grounds Maintenance REPAIR SUPPLIES - CONST	Grounds Maintenance						
	I-109856 01 530210	R	8/05/2020	125.38		120949		
	Grounds Maintenance REPAIR SUPPLIES - CONST	Grounds Maintenance						
	I-109857 01 530210	R	8/05/2020	125.38		120949		
	Grounds Maintenance REPAIR SUPPLIES - CONST	Grounds Maintenance						
	I-109858	R	8/05/2020			120949		
	Grounds Maintenance							

VENDOR I.D.	NAME	STATUS	CHECK DATE	AMOUNT	DISCOUNT	CHECK NO	CHECK STATUS	CHECK AMOUNT
3389	ONESOURCE PROPERTY MAICONT							
I-109858	Grounds Maintenance	R	8/05/2020			120949		
01 530210	REPAIR SUPPLIES - CONST	Grounds Maintenance		125.38				
I-109862	Grounds Maintenance	R	8/05/2020			120949		
01 530210	REPAIR SUPPLIES - CONST	Grounds Maintenance		510.00				
I-109918	Grounds Maintenance	R	8/05/2020			120949		
01 530210	REPAIR SUPPLIES - CONST	Grounds Maintenance		1,329.13				3,961.92
3630	RASMUSSEN EQUIPMENT							
I-10115739	Gas Dewatering Pumps	R	8/05/2020			120950		
01 530240	TOOLS & SUPPLIES - CONST	Gas Dewatering Pumps		996.00				996.00
3727	RIDGE ROCK INC.							
I-107528	Asphalt 5200 w Leak	R	8/05/2020			120951		
01 530210	REPAIR SUPPLIES - CONST	Asphalt 5200 w Leak		46,217.00				46,217.00
3800	RURAL WATER ASSOC OF UTAH							
I-6909	ANNUAL MEMBERSHIP DUES	R	8/05/2020			120952		
01 510430	GENERAL ADMINISTRATIVE	ANNUAL MEMBERSHIP DU		1,566.00				1,566.00
3803	RUSH TRUCK CENTERS OF UTAH INC							
I-3019965183	R&R DPF ON UNIT #41	R	8/05/2020			120953		
01 570230	VEHICLE MAINT & FUEL - VEH	R&R DPF ON UNIT #41		4,113.56				
I-3020005290	INJECTORS & SENSORS #41	R	8/05/2020			120953		
01 570230	VEHICLE MAINT & FUEL - VEH	INJECTORS & SENSORS		6,100.00				
01 570230	VEHICLE MAINT & FUEL - VEH	INJECTORS & SENSORS		31.17				10,244.73
3980	SHRED-IT USA							
I-8180170426	JUL 2020 DOCUMENT SHREDDING	R	8/05/2020			120954		
01 510430	GENERAL ADMINISTRATIVE	JUL 2020 DOCUMENT SH		71.96				71.96
4405	THOMAS PETROLEUM							
I-1203271-IN	FUEL	R	8/05/2020			120955		
01 510230	VEHICLE FUEL - ADM	FUEL		3,205.77				
I-2303269-IN	FUEL	R	8/05/2020			120955		
01 510230	VEHICLE FUEL - ADM	FUEL		7,210.94				10,416.71
4452	TP VENDING							
I-17227	SODA ORDER	R	8/05/2020			120956		
01 510430	GENERAL ADMINISTRATIVE	SODA ORDER		45.30				45.30
4510	UNITED PARCEL SERVICE							
I-000037Y34X310	SHIPPING/METER EQUIP REPAIR	R	8/05/2020			120957		
01 560210	REPAIR SUPPLIES - METER	SHIPPING/METER EQUIP		17.03				17.03

VENDOR I.D.	NAME	STATUS	CHECK DATE	AMOUNT	DISCOUNT	CHECK NO	CHECK STATUS	CHECK AMOUNT
4590	UTAH CORRECTIONAL INDUSTRIES I-RE217E000059 01 520520	R	8/05/2020	1,819.62		120958		1,819.62
4899	WESTERN WATER WORKS SUPPLY COM I-575818-00 01 530210	R	8/05/2020	7,448.00		120959		7,448.00
4938	WINGFOOT CORPORATION I-105270 01 510220	R	8/05/2020	1,889.00		120960		1,889.00
1	C & C DOING IT RIGHT CON, I-202008065856 01 43099	R	8/12/2020	693.13		120961		693.13
1	WHIPPLE PLUMBING, I-202008105861 01 41050	R	8/12/2020	100.00		120962		100.00
1	COLTON OLSON, I-202008105866 01 510490	R	8/12/2020	100.00		120963		100.00
1150	ALMOND, BRAD I-202008105867 01 510490	R	8/12/2020	100.00		120964		100.00
1160	ALPINE SUPPLY I-235947 01 530210	R	8/12/2020	15.77		120965		15.77
1210	AMERICAN EXPRESS I-202008115870 01 21015 01 510430 01 510480 01 570230 01 510480 01 510430 01 510410 01 570910 01 520520 01 570230 01 510410 01 570230 01 510410 01 570230 01 510410 01 570230 01 510410	R	8/12/2020	28,568.04		120966		30,090.82

VENDOR I.D.	NAME	STATUS	CHECK DATE	AMOUNT	DISCOUNT	CHECK NO	CHECK STATUS	CHECK AMOUNT
1268.1	APPLICANTPRO							
I-130329	SEP 2020 MONTHLY CHARGES	R	8/12/2020			120967		
01 510430	GENERAL ADMINISTRATIVE	SEP 2020 MONTHLY CHA		169.00				169.00
1290	ARBUCKLE, JUSTIN							
I-202008115871	2020 BOOT REIMBURSEMENT	R	8/12/2020			120968		
01 510490	SAFETY EXPENSE	2020 BOOT REIMBURSEM		100.00				100.00
1723	CHEMTECH-FORD, INC.							
I-20F1878	WELL 1,17 SAMPLING	R	8/12/2020			120969		
01 520270	WATER TESTING FEES	WELL 1,17 SAMPLING		469.00				
I-20G0051	WELL 12,16	R	8/12/2020			120969		
01 520270	WATER TESTING FEES	WELL 12,16		454.00				
I-20G0568	WELL 1,12,16,17 SAMPLING	R	8/12/2020			120969		
01 520270	WATER TESTING FEES	WELL 1,12,16,17 SAMP		751.00				
I-20G0871	WELL 1,12,16,17 SAMPLING	R	8/12/2020			120969		
01 520270	WATER TESTING FEES	WELL 1,12,16,17 SAMP		791.00				
I-20G1311	WELL 1,12,16 SAMPLING	R	8/12/2020			120969		
01 520270	WATER TESTING FEES	WELL 1,12,16 SAMPLIN		612.00				3,077.00
1725.5	CINTAS CORPORATION							
I-4057683077	MATS/EMP CLOTHING	R	8/12/2020			120970		
01 510220	BUILDING & GROUNDS	MATS/EMP CLOTHING		122.24				122.24
1796	CORE & MAIN LP							
I-M603327	WQ Sampling Stations	R	8/12/2020			120971		
01 520910	MACHINERY & EQUIPMENT - ENG	WQ Sampling Stations		14,152.50				14,152.50
1920	DAVIS DISTRIBUTING CO							
I-IN055580	LIGHTBAR RACKS FOR LEASES	R	8/12/2020			120972		
01 570230	VEHICLE MAINT & FUEL - VEH	LIGHTBAR RACKS FOR L		1,111.96				
01 570230	VEHICLE MAINT & FUEL - VEH	LIGHTBAR RACK FREIGH		15.00				1,126.96
1959	DISH							
I-202008065855	AUG 2020 MONTHLY CHARGES	R	8/12/2020			120973		
01 510440	COMPUTER SUPPLIES/EQUIPMENT	AUG 2020 MONTHLY CHA		65.56				65.56
1980	DOMINION ENERGY							
I-202008065859	JUL 2020 MONTHLY CHARGES	R	8/12/2020			120974		
01 530280	UTILITIES - WATER/OPS	3222 S CULTURAL CENT		7.65				
01 530280	UTILITIES - WATER/OPS	2320 S 1600 W		7.65				
01 550280	UTILITIES - WW	2911 WHISTLING LN		7.65				
01 550280	UTILITIES - WW	4555 S 6000 W		7.65				
01 550280	UTILITIES - WW	6000 W 2920 S		11.22				
01 530280	UTILITIES - WATER/OPS	4092 S 2200 W		7.16				
01 530280	UTILITIES - WATER/OPS	1285 W 2320 S		10.74				
01 530280	UTILITIES - WATER/OPS	1540 W 3100 S		7.16				
01 550280	UTILITIES - WW	2151 W 3100 S		26.50				

VENDOR I.D.	NAME	STATUS	CHECK DATE	AMOUNT	DISCOUNT	CHECK NO	CHECK STATUS	CHECK AMOUNT
1980	DOMINION ENERGY CONT							
I-202008065859	JUL 2020 MONTHLY CHARGES	R	8/12/2020			120974		
01 530280	UTILITIES - WATER/OPS	2390 S	3600 W	22.29				
01 510460	UTILITIES - ADMIN	2880 S	3600 W	125.71				
01 530280	UTILITIES - WATER/OPS	4500 S	4800 W REAR	18.82				
01 530280	UTILITIES - WATER/OPS	6525 W	4100 S	19.92				
01 530280	UTILITIES - WATER/OPS	3745 S	1000 W WH #8	7.16				287.28
2102	ENTERPRISE FM TRUST							
I-FBN4011931	AUG 2020 VEHICLE LEASE CHARGES	R	8/12/2020			120975		
01 510235	VEHICLE LEASE	UNIT 3	LEASE CHARGES	481.76				
01 510235	VEHICLE LEASE	UNIT 7	LEASE CHARGES	532.29				
01 510235	VEHICLE LEASE	UNIT 16	LEASE CHARGE	572.38				
01 510235	VEHICLE LEASE	UNIT 22	LEASE CHARGE	552.12				
01 510235	VEHICLE LEASE	UNIT 32	LEASE CHARGE	2,071.78				
01 510235	VEHICLE LEASE	UNIT 32	MAINT CHARGE	8.00				
01 510235	VEHICLE LEASE	UNIT 33	LEASE CHARGE	540.01				
01 510235	VEHICLE LEASE	UNIT 37	LEASE CHARGE	500.16				
01 510235	VEHICLE LEASE	UNIT 38	LEASE CHARGE	521.55				
01 510235	VEHICLE LEASE	UNIT 50	LEASE CHARGE	829.19				
01 510235	VEHICLE LEASE	UNIT 59	LEASE CHARGE	540.01				
01 510235	VEHICLE LEASE	UNIT 30	LEASE CHARGE	995.67				
01 510235	VEHICLE LEASE	UNIT 30	MAINT CHARGE	8.00				
01 510235	VEHICLE LEASE	UNIT 14	LEASE CHARGE	621.10				
01 510235	VEHICLE LEASE	UNIT 5	LEASE CHARGES	621.10				
01 510235	VEHICLE LEASE	UNIT 1	LEASE CHARGES	731.33				
01 510235	VEHICLE LEASE	UNIT 54	LEASE CHARGE	684.80				
01 510235	VEHICLE LEASE	UNIT 47	LEASE CHARGE	712.53				
01 510235	VEHICLE LEASE	UNIT 28	LEASE CHARGE	289.09				
01 510235	VEHICLE LEASE	UNIT 21	LEASE CHARGE	2,044.07				
01 510235	VEHICLE LEASE	UNIT 21	MAINT CHARGE	8.00				
01 510235	VEHICLE LEASE	UNIT 53	LEASE CHARGE	844.50				
01 510235	VEHICLE LEASE	UNIT 27	LEASE CHARGE	968.23				
01 510235	VEHICLE LEASE	UNIT 52	LEASE CHARGE	968.23				
01 510235	VEHICLE LEASE	UNIT 55	LEASE CHARGE	968.23				17,614.13
2140	ERIKS NORTH AMERICA, INC.							
I-WV236494	Hand Tools	R	8/12/2020			120976		
01 530240	TOOLS & SUPPLIES - CONST	Hand Tools		38.56				38.56
2255	FORSGREN ASSOCIATES INC							
I-15069	19D:PRV UPGRD & LRG MTR REPLAC	R	8/12/2020			120977		
01 520920-19D	PRV UPGRADES & LRG MTR REPLACE	19D:PRV UPGRD & LRG		173.78				173.78

9/01/2020 8:21 AM
 VENDOR SET: 01 Granger - Hunter Improvem
 BANK: GENCK GENERAL - CHECKING
 DATE RANGE: 8/01/2020 THRU 8/31/2020

A/P CHECK CHECK REPORT

VENDOR I.D.	NAME	STATUS	CHECK DATE	AMOUNT	DISCOUNT	CHECK NO	CHECK STATUS	CHECK AMOUNT
2380	GRAINGER INC							
I-9610792245	BATTERIES	R	8/12/2020			120978		
01 510220	BUILDING & GROUNDS	BATTERIES		17.28				
I-9615838472	RIVET TOOL/RIVETS	R	8/12/2020			120978		
01 570230	VEHICLE MAINT & FUEL - VEH	RIVETS		31.65				
01 570240	TOOLS - VEH	RIVET TOOL		188.84				237.77
2443	GS TRACKME LLC							
I-6581	AUG 2020 GPS TRACKING SERVICE	R	8/12/2020			120979		
01 510440	COMPUTER SUPPLIES/EQUIPMENT	AUG 2020 GPS TRACKIN		1,049.58				1,049.58
2444	SALT LAKE VALLEY CHEVROLET							
C-5064858	SL-N-PUMP KIT	R	8/12/2020			120980		
01 570230	VEHICLE MAINT & FUEL - VEH	SL-N-PUMP KIT		23.80CR				
I-5064833	SL-N-PUMP KIT	R	8/12/2020			120980		
01 570230	VEHICLE MAINT & FUEL - VEH	SL-N-PUMP KIT		23.80				
I-5066466	RADIATOR CAP #55	R	8/12/2020			120980		
01 570230	VEHICLE MAINT & FUEL - VEH	RADIATOR CAP #55		10.76				10.76
2490	HANSEN, ALLEN & LUCE, INC.							
I-42507	2020 Source Protection Pl	R	8/12/2020			120981		
01 520520	PROFESSIONAL CONSULTING - ENG	2020 Source Protect.		378.18				
I-42508	CONSERVATION PLAN UPDATE2	R	8/12/2020			120981		
01 510530	PUBLIC RELATIONS/CONSERVATION	CONSERVATION PLAN UP		2,720.35				3,098.53
2590	HOME DEPOT CREDIT SERVICES							
I-202008065858	JUL 2020 PURCHASES	R	8/12/2020			120982		
01 510230	VEHICLE FUEL - ADM	#18/DEF FLUID		12.47				
01 530210	REPAIR SUPPLIES - CONST	#9/SPRINKLER PARTS		1.92				
01 510440	COMPUTER SUPPLIES/EQUIPMENT	OPS TOOLS		28.40				
01 550240	TOOLS & SUPPLIES - WW	SPRINKLER PARTS		30.83				
01 530240	TOOLS & SUPPLIES - CONST	39/HIGH OUTPUT BATTE		179.00				
01 570230	VEHICLE MAINT & FUEL - VEH	PLUG ENDS/HOSE BARB		47.84				
01 510440	COMPUTER SUPPLIES/EQUIPMENT	KEYS		4.78				
01 530240	TOOLS & SUPPLIES - CONST	SHORING TRAILERS		179.25				
01 530240	TOOLS & SUPPLIES - CONST	SHORING TRAILERS		13.94				
01 530210	REPAIR SUPPLIES - CONST	#9/BREEZE SPRINKLER		10.07				
01 510440	COMPUTER SUPPLIES/EQUIPMENT	VALLEY DOWNS TOOLS		32.15				
01 530210	REPAIR SUPPLIES - CONST	SAWZALL BLADES/GROUN		101.45				
01 550210	REPAIR SUPPLIES - WW	CHESTERFIELD PLUMBIN		3.93				
01 530240	TOOLS & SUPPLIES - CONST	#21/TOOLS		16.95				
01 530210	REPAIR SUPPLIES - CONST	MULCH		9.99				672.97

VENDOR I.D.	NAME	STATUS	CHECK DATE	AMOUNT	DISCOUNT	CHECK NO	CHECK STATUS	CHECK AMOUNT
2790	JORDAN VALLEY WATER CONSERVANC							
I-INV00799	JUL 2020 LABORATORY SERVICES	R	8/12/2020			120983		
01 520270	WATER TESTING FEES	JUL 2020 LABORATORY		522.90				522.90
2920	LANCE EXCAVATING INC.							
I-19D:NO 4	PMT #4/19D:LARGE METER REPLACE	R	8/12/2020			120984		
01 520920-19D	PRV UPGRADES & LRG MTR REPLACE	PMT #4/19D:LARGE MET		65,061.08				65,061.08
3010	LOWES COMPANIES INC							
I-202008105863	JUL 2020 PURCHASES	R	8/12/2020			120985		
01 570230	VEHICLE MAINT & FUEL - VEH	LIGHT BAR TOUCH-UP P		45.44				45.44
3129	MID-WEST HOSE & SPECIALTY, INC							
I-01714073	Washout Hose For Plant	R	8/12/2020			120986		
01 530240	TOOLS & SUPPLIES - CONST	Washout Hose For Pla		137.64				137.64
3170	MONSEN ENGINEERING LLC							
I-PM-INV001088	INK CARTRIDGES	R	8/12/2020			120987		
01 510410	OFFICE SUPPLIES/PRINTING	INK CARTRIDGES		181.06				181.06
3755	ROLFE EXCAVATING AND CONST							
I-18K: NO 2	PMT 2/18K:PRINTERS ROW WTRLNE	R	8/12/2020			120988		
01 520920-18K	PRINTERS ROW WATERLINE REPLACE	PMT 2/18K:PRINTERS R		207,576.94				207,576.94
4095	SMT SERVICES, INC.							
I-9006	SECURITY GATE SERVICE	R	8/12/2020			120989		
01 520920-20J	GHID HDQTRS ASPHALT IMPROVE	SECURITY GATE SERVIC		1,050.00				1,050.00
4140	SPRINKLER SUPPLY CO							
I-T77605	Grounds Maintenance	R	8/12/2020			120990		
01 530210	REPAIR SUPPLIES - CONST	Grounds Maintenance		400.00				
01 530210	REPAIR SUPPLIES - CONST	Grounds Maintenance		203.62				
I-T82039	Grounds Maintenance	R	8/12/2020			120990		
01 530240	TOOLS & SUPPLIES - CONST	Grounds Maintenance		99.63				
I-T82040	Grounds Maintenance	R	8/12/2020			120990		
01 530240	TOOLS & SUPPLIES - CONST	Grounds Maintenance		3.02				706.27
4225	STATE FIRE DC SPECIALTIES LLC							
I-7242504	HYDROSTATIC TESTING	R	8/12/2020			120991		
01 510220	BUILDING & GROUNDS	HYDROSTATIC TESTING		136.07				
I-7300209	HYDROSTATIC TESTING	R	8/12/2020			120991		
01 510220	BUILDING & GROUNDS	HYDROSTATIC TESTING		51.46				187.53

VENDOR I.D.	NAME	STATUS	CHECK DATE	AMOUNT	DISCOUNT	CHECK NO	CHECK STATUS	CHECK AMOUNT
4248	STREAMLINE							
I-106371	AUG 2020 WEBSITE HOSTING	R	8/12/2020			120992		
01 510440	COMPUTER SUPPLIES/EQUIPMENT	AUG 2020 WEBSITE HOS		550.00				550.00
4350	THE DATA CENTER							
I-51641	JUL 2020 FULL SERVICE PRINTING	R	8/12/2020			120993		
01 510420	POSTAGE & MAILING	JUL 2020 FULL SERVIC		3,186.38				
I-51642	JUL 2020 POSTAGE & HANDLING	R	8/12/2020			120993		
01 510420	POSTAGE & MAILING	JUL 2020 POSTAGE & H		8,636.01				11,822.39
4454	TRAFFIC SAFETY RENTALS							
I-00021625	Traffic Control 5200 w	R	8/12/2020			120994		
01 530210	REPAIR SUPPLIES - CONST	Traffic Control 5200		6,050.75				6,050.75
4501	UNDERGROUND SOLUTIONS INC							
I-611663 RI	FUSION LICENSE FEE	R	8/12/2020			120995		
01 530210	REPAIR SUPPLIES - CONST	FUSION LICENSE FEE		100.00				100.00
4596	UTAH DEPT WORKFORCE SERVICES							
I-202008115868	R 6-910392-0/JUL 2020	R	8/12/2020			120996		
01 500180	STATE UNEMPLOYMENT	R 6-910392-0/JUL 202		1,132.27				1,132.27
4693	UTOPIA							
I-EPIV00000582784	AUG 2020 FIBER OPTICS	R	8/12/2020			120997		
01 510440	COMPUTER SUPPLIES/EQUIPMENT	AUG 2020 FIBER OPTIC		500.00				500.00
4703.1	VERACITY NETWORKS, LLC							
I-4550079	JUL 2020 LAND LINE/INTERNET	R	8/12/2020			120998		
01 510470	TELEPHONE	JUL 2020 LAND LINE/I		2,606.02				2,606.02
4870	WELLS FARGO ADVISORS							
I-202008105860	D MARTINDALE 401K LOAN PAYOFF	R	8/12/2020			120999		
01 22040	RETIREMENT CONTRIB PAYABLE	D MARTINDALE 401K LO		38,828.32				38,828.32
4910	WHEELER MACHINERY CO							
I-PS001007515	Cat Keys	R	8/12/2020			121000		
01 530240	TOOLS & SUPPLIES - CONST	Cat Keys		57.50				
01 530240	TOOLS & SUPPLIES - CONST	Cat Keys		0.20				57.70
1725	CHILD SUPPORT SERVICES							
I-CS2202008185879	CASE #C001446501	R	8/18/2020			121001		
01 22080	GARNISHMENT PAYABLE	CASE #C001446501		84.46				84.46

VENDOR I.D.	NAME	STATUS	CHECK DATE	AMOUNT	DISCOUNT	CHECK NO	CHECK STATUS	CHECK AMOUNT
1725	I-CS3202008185879 01 22080	CHILD SUPPORT SERVICES CASE #C001355847 GARNISHMENT PAYABLE	R 8/18/2020	172.62		121002		172.62
2902	I-G07202008185879 01 22080	KIRK A CULLIMORE CIVIL NO 190402707 GARNISHMENT PAYABLE	R 8/18/2020	315.94		121003		315.94
4870	I-4K\$202008185879 01 500120	WELLS FARGO ADVISORS 401(K) CONTRIBUTIONS 401K PLAN EXPENSE	R 8/18/2020	18,831.44		121004		
	I-4K%202008185879 01 22040	401(K) CONTRIBUTIONS RETIREMENT CONTRIB PAYABLE	R 8/18/2020	294.33		121004		
	01 500120	401(K) CONTRIBUTIONS 401K PLAN EXPENSE	R 8/18/2020	1,003.84				
	I-LMS202008185879 01 22040	401(K) LOAN PAYMENT RETIREMENT CONTRIB PAYABLE	R 8/18/2020	1,785.47		121004		21,915.08
1	I-202008205881 01 43099	DRILL RITE, ,FIRE HYD REFUND MISC INCOME	R 8/20/2020	1,122.97		121005		1,122.97
1	I-I200810112 01 510430	SWEET ICE HUT, ,EMPLOYEE APPRE GENERAL ADMINISTRATIVE	R 8/20/2020	567.00		121006		567.00
1087	I-7139 01 520920-20N	APCO INC 20N:SCADA MODIFICATIONS/MSTR SCADA MODIFICATIONS/UPGRADES	R 8/20/2020	620.00		121007		
	I-7141 01 510440	SCADA TROUBLESHOOTING COMPUTER SUPPLIES/EQUIPMENT	R 8/20/2020	1,887.67		121007		2,507.67
1142	I-202008135876 01 510540	ALLIANZ CONSULTING SOLUTIONS, JUL 20 CC FEE REDUC SRVCS BANKING & BONDING EXPENSE	R 8/20/2020	730.54		121008		730.54
1160	I-236254 01 560210	ALPINE SUPPLY BOLTS FOR LARGE METERS REPAIR SUPPLIES - METER	R 8/20/2020	186.26		121009		186.26
1500	I-24058 01 520920-20E	BOWEN COLLINS AND ASSOCIATES 20E:PIIONEER WWPS REPLACEMENT PIIONEER WWPS REPLACEMENT	R 8/20/2020	9,743.50		121010		9,743.50

VENDOR I.D.	NAME	STATUS	CHECK DATE	AMOUNT	DISCOUNT	CHECK NO	CHECK STATUS	CHECK AMOUNT
1670	CENTRAL VALLEY WATER REC FACIL							
I-202008135873	JUL 2020 INVOICE	R	8/20/2020			121011		
01 580310	FACILITY OPERATION - C.V.			310,788.74				
01 580340	PRETREATMENT FIELD - C.V.			19,878.84				
01 580350	LABORATORY - C.V.			3,434.00				
01 580350	LABORATORY - C.V.			14,783.64				
01 580320	PROJECT BETTERTMENTS- C.V.			69,738.94				
01 580380	CVW DEBT SERVICE			161,074.96				579,699.12
1723	CHEMTECH-FORD, INC.							
I-20G1312	WELL 8 SAMPLING	R	8/20/2020			121012		
01 520270	WATER TESTING FEES			40.00				
I-20G1784	WELL 1,12,16,17 SAMPLING	R	8/20/2020			121012		
01 520270	WATER TESTING FEES			256.00				296.00
1725.5	CINTAS CORPORATION							
I-4058972814	MATS	R	8/20/2020			121013		
01 510220	BUILDING & GROUNDS			119.24				119.24
1725.7	CISCO SYSTEMS							
I-5100322228	AUG 2020 WEBEX EVENTS	R	8/20/2020			121014		
01 510440	COMPUTER SUPPLIES/EQUIPMENT			113.30				113.30
1922	DAWSON INFRASTRUCTURE SOLUTION							
I-200653	CCTV repair (Unit 31)	R	8/20/2020			121015		
01 550240	TOOLS & SUPPLIES - WW			398.76				398.76
2184.1	FASTENAL COMPANY							
I-UTSAL66991	PPE VENDING SUPPLIES	R	8/20/2020			121016		
01 510490	SAFETY EXPENSE			68.22				
I-UTSAL67136	PPE VENDING SUPPLIES	R	8/20/2020			121016		
01 510490	SAFETY EXPENSE			93.17				161.39
2242	WEX BANK							
I-66835547	JUL 2020 FUEL CHARGES	R	8/20/2020			121017		
01 510230	VEHICLE FUEL - ADM			147.79				147.79
2283	FRANSON CIVIL ENGINEERS INC.							
I-06913	19C:2200 W WATERLINE/PROFESSIO	R	8/20/2020			121018		
01 520920-19C	2200 W WATERLINE PROJECT			4,234.70				4,234.70
2380	GRAINGER INC							
I-9623604510	Water Level Meter	R	8/20/2020			121019		
01 510440	COMPUTER SUPPLIES/EQUIPMENT			850.00				850.00

VENDOR I.D.	NAME	STATUS	CHECK DATE	AMOUNT	DISCOUNT	CHECK NO	CHECK STATUS	CHECK AMOUNT
2592	HORROCKS ENGINEERS INC							
I-56443	18B:4100 S/W OF BANG/PROFESSIO	R	8/20/2020			121041		
01 520920-18B	4100 S/WEST OF BANGERTER	18B:4100 S/W OF BANG		2,231.52				
I-56900	18B:4100 S/W OF BANG/PROFESSIO	R	8/20/2020			121041		
01 520920-18B	4100 S/WEST OF BANGERTER	18B:4100 S/W OF BANG		2,824.03				5,055.55
2772	JOHNSON, KRISTY							
I-202008175878	REIMB KITCHEN SUPPLIES	R	8/20/2020			121042		
01 510410	OFFICE SUPPLIES/PRINTING	REIMB KITCHEN SUPPLI		7.79				
I-202008205882	REIMB EMP APPRECIATION BRKFST	R	8/20/2020			121042		
01 510430	GENERAL ADMINISTRATIVE	REIMB EMP APPRECIATI		41.87				49.66
2780	JONES & DEMILLE ENGINEERING							
I-0122973	20H:4100 S SWR-6000-6400 W/PRO	R	8/20/2020			121043		
01 520920-20H	4100 S SEWERLINE-6000 W-6400 W20H:4100 S SWR-6000-			41,790.05				
I-0123052	20H:4100 S SWR-6000-6400 W/PRO	R	8/20/2020			121043		
01 520920-20H	4100 S SEWERLINE-6000 W-6400 W20H:4100 S SWR-6000-			6,956.75				48,746.80
2987	LEXISNEXIS RISK SOLUTIONS							
I-1256831-20200731	JUL 2020 MINIMUM COMMITMENT	R	8/20/2020			121044		
01 510430	GENERAL ADMINISTRATIVE	JUL 2020 MINIMUM COM		50.00				50.00
3003	LINCOLN NATIONAL LIFE INSURANC							
I-4125328329	ACCT:BL-1183524/SEP 20 LFE/LTD	R	8/20/2020			121045		
01 500170	LIFE/LTD/LTC INSURANCE	ACCT:BL-1183524/SEP		5,324.47				5,324.47
3088	MARTIN, DALIN M							
I-202008205883	REIMB SUMMER 2020 TUITION	R	8/20/2020			121046		
01 510480	TRAINING & EDUCATION - ADM	REIMB SUMMER 2020 TU		2,489.00				2,489.00
3210	MOUNTAINLAND SUPPLY COMPANY							
I-S103651576.001	REPLACEMENT LARGE METERS	R	8/20/2020			121047		
01 520920	INFRASTRUCTURE PURCHASES	2" T2 OMNI 17" LL		25,209.28				
I-S103651576.002	REPLACEMENT LARGE METERS	R	8/20/2020			121047		
01 520920	INFRASTRUCTURE PURCHASES	1.5" T2 OMNI 13" LL		11,901.81				37,111.09
3243	NPW/AUTO VALUE							
I-44-00332736	White Lithium Grease	R	8/20/2020			121048		
01 550240	TOOLS & SUPPLIES - WW	White Lithium Grease		3.45				3.45
3254	NTS MIKEDON, LLC							
I-0958908	Trench Shoring	R	8/20/2020			121049		
01 530240	TOOLS & SUPPLIES - CONST	Trench Shoring		7,207.80				
01 530240	TOOLS & SUPPLIES - CONST	Trench Shoring		331.16				7,538.96

VENDOR I.D.	NAME	STATUS	CHECK DATE	AMOUNT	DISCOUNT	CHECK NO	CHECK STATUS	CHECK AMOUNT
3480	PITNEY BOWES I-1015748200 01 510410	R	8/20/2020	118.99		121050		118.99
3747	ROCKY MTN POWER I-202008135872 01 530280 01 510460 01 550280	R	8/20/2020	108,317.98 4,085.93 15,365.49		121051		127,769.40
3821	SAFEHOUSE ABATEMENT LLC I-119 01 520920-20M	R	8/20/2020	1,800.00		121052		1,800.00
4140	SPRINKLER SUPPLY CO I-T83527 01 550210	R	8/20/2020	76.27		121053		76.27
4238	STEP SAVER INC I-UT139682 01 530260	R	8/20/2020	1,224.26		121054		1,224.26
4324	TEKCOLLECT I-463900 01 510430 I-464739 01 510430	R	8/20/2020	14.47 1,250.00		121055 121055		1,264.47
4340	THATCHER COMPANY I-1501581 01 530260 01 530260	R	8/20/2020	3,000.00 37.00		121056		3,037.00
4454	TRAFFIC SAFETY RENTALS I-00021646 01 530210	R	8/20/2020	232.95		121057		232.95
4545	UNUM LIFE INSURANCE CO OF AMER I-202008205880 01 500170 I-UNM202008045854 01 22060 I-UNM202008185879 01 22060	R	8/20/2020	216.30 1.75 1.75		121058 121058 121058		219.80

VENDOR I.D.	NAME	STATUS	CHECK DATE	AMOUNT	DISCOUNT	CHECK NO	CHECK STATUS	CHECK AMOUNT
4620	I-1585442 01 510450	UTAH LOCAL GOVERNMENTS TRUST #20120-AUTO/PHYSICL DMG ENDORS GENERAL INSURANCE	R 8/20/2020	426.68		121059		426.68
4640	I-202008135874 01 500060	UTAH RETIREMENT SYSTEMS L FUELL FUTURE CREDIT PURCHASE OTHER PAY	R 8/20/2020	182,177.00		121060		182,177.00
4730	I-2720-071 01 550210	W-CUBED INC Warner WWPS impeller REPAIR SUPPLIES - WW	R 8/20/2020	7,719.29		121061		7,719.29
4910	I-PS001014804 01 550210	WHEELER MACHINERY CO Muffin Monster oil dye REPAIR SUPPLIES - WW	R 8/20/2020	61.33		121062		61.33
1087	I-7140 01 520920-18C	APCO INC 18C:MTR 80 PIPE & BREEZE CHEM METER 80 PIPING MODIFICATIONS	R 8/26/2020	2,342.50		121063		2,342.50
1160	C-235631 01 520920 I-234965 01 520920 I-235762 01 520920 01 520920	ALPINE SUPPLY Bolts and Nuts INFRASTRUCTURE PURCHASES Bolts and Nuts INFRASTRUCTURE PURCHASES Bolts and Nuts INFRASTRUCTURE PURCHASES INFRASTRUCTURE PURCHASES	R 8/26/2020 R 8/26/2020 R 8/26/2020 R 8/26/2020	585.63CR 585.63 632.26 126.63		121064 121064 121064		758.89
1527	I-76043657-00 01 570230 01 570230	BRIDGESTONE HOSEPOWER, LLC HOSE FOR #30 & #42 VEHICLE MAINT & FUEL - VEH VEHICLE MAINT & FUEL - VEH	R 8/26/2020	100.00 86.58		121065		186.58
1723	I-20H0765 01 520270	CHEMTECH-FORD, INC. AMMONIA AS N/TOC SAMPLING WATER TESTING FEES	R 8/26/2020	371.00		121066		371.00
1875	I-60-2452 01 570230	CUMMINS ROCKY MTN LLC FUEL FILTER - 230 HITACHI VEHICLE MAINT & FUEL - VEH	R 8/26/2020	16.96		121067		16.96
1923	I-9200032394 01 530210	DE NORA WATER TECHNOLOGIES TEX Sodium Hypo Maint REPAIR SUPPLIES - CONST	R 8/26/2020	1,869.56		121068		1,869.56

VENDOR I.D.	NAME	STATUS	CHECK DATE	AMOUNT	DISCOUNT	CHECK NO	CHECK STATUS	CHECK AMOUNT
2072	EDA ARCHITECTS, INC. I-220068.001 01 520920-20G	R	8/26/2020	20,769.00		121069		20,769.00
2103	ENVIRONMENTAL PRODUCTS & ACCES I-247363 01 550240	R	8/26/2020	772.23		121070		772.23
2184.1	FASTENAL COMPANY I-UTSAL67255 01 510490	R	8/26/2020	75.81		121071		75.81
2380	GRAINGER INC I-9631139582 01 510490	R	8/26/2020	67.50		121072		67.50
2490	HANSEN, ALLEN & LUCE, INC. I-40561 01 520520	R	8/26/2020	4,618.20		121073		4,618.20
2675	INTERMOUNTAIN ELECTRIC I-398826 01 570230	R	8/26/2020	784.00		121074		784.00
2700	INTERMOUNTAIN SALES OF DENVER I-28146 01 570910	R	8/26/2020	111,815.00		121075		111,815.00
2734.7	JAMES WILBEE COMPANY, INC. I-16929 01 530210	R	8/26/2020	508.40		121076		508.40
2790	JORDAN VALLEY WATER CONSERVANC I-202008245885 01 530250	R	8/26/2020	1,668,291.58		121077		1,668,291.58
2971	LEGALSHIELD C-202008245887 01 500170	R	8/26/2020	0.08CR		121078		
	I-LSP202008045854 01 22061	R	8/26/2020	111.40		121078		
	I-LSP202008185879 01 22061	R	8/26/2020	111.40		121078		222.72

VENDOR I.D.	NAME	STATUS	CHECK DATE	AMOUNT	DISCOUNT	CHECK NO	CHECK STATUS	CHECK AMOUNT
3243	I-44-00334774 01 530210	NPW/AUTO VALUE Building Maintenance REPAIR SUPPLIES - CONST	R 8/26/2020 Belt for building fa	9.74		121079		9.74
3401	I-00099127 01 530210	OWEN EQUIPMENT COMPANY Hydro Ex Equipment REPAIR SUPPLIES - CONST	R 8/26/2020 Hydro Ex Equipment	520.39		121080		520.39
3480	I-202008205884 01 510420	PITNEY BOWES POSTAGE MACHINE POSTAGE & MAILING	R 8/26/2020 POSTAGE MACHINE	450.00		121081		450.00
3550	I-165447 01 520920-19F	PSOMAS 19F:3600 W WATERLINE/PROFESSIO 3600 WEST WATERLINE	R 8/26/2020 19F:3600 W WATERLINE	607.50		121082		607.50
3630	I-10116393 01 530240 I-10116396 01 530240	RASMUSSEN EQUIPMENT Kellem Grip TOOLS & SUPPLIES - CONST Pole Tamper TOOLS & SUPPLIES - CONST	R 8/26/2020 Kellem Grip R 8/26/2020 Pole Tamper	314.13 975.00		121083 121083		1,289.13
3950	I-202300001263 01 500130 I-FSM202008045854 01 500130 I-SSM202008045854 01 500130	SELECTHEALTH SEP 2020 PREMIUM PAYMENT HEALTH INSURANCE HEALTH INS FAM. SELECT MED HEALTH INSURANCE SINGLE SELECT MED HEALTH INSURANCE	R 8/26/2020 SEP 2020 PREMIUM PAY R 8/26/2020 HEALTH INS FAM. SELE R 8/26/2020 SINGLE SELECT MED	11,827.60 79,608.00 3,183.60		121084 121084 121084		94,619.20
4995	I-546302 01 510520	WORKFORCE QA RANDOM EMPLOYEE DRUG TESTING PROFESSIONAL CONSULTING	R 8/26/2020 RANDOM EMPLOYEE DRUG	210.00		121085		210.00
5032	I-CA-143762 01 510430	YOU'RE THE BOSS INC EMP APPRECIATION/BRKFST, LUNCH GENERAL ADMINISTRATIVE	R 8/26/2020 EMP APPRECIATION/BRK	1,178.18		121086		1,178.18

VENDOR I.D.	NAME	STATUS	CHECK DATE	AMOUNT	DISCOUNT	CHECK NO	CHECK STATUS	CHECK AMOUNT
* * T O T A L S * *								
		NO		INVOICE AMOUNT			DISCOUNTS	CHECK AMOUNT
	REGULAR CHECKS:	150		3,593,015.58			0.00	3,593,015.58
	HAND CHECKS:	0		0.00			0.00	0.00
	DRAFTS:	20		166,559.06			0.00	166,559.06
	EFT:	0		0.00			0.00	0.00
	NON CHECKS:	0		0.00			0.00	0.00
	VOID CHECKS:	0	VOID DEBITS	0.00				
			VOID CREDITS	0.00	0.00		0.00	
TOTAL ERRORS: 0								

** G/L ACCOUNT TOTALS **

G/L ACCOUNT	NAME	AMOUNT
01 21015	AMEX/MC PAYABLE	28,568.04
01 22040	RETIREMENT CONTRIB PAYABLE	47,472.92
01 22050	HEALTH INSURANCE PAYABLE	486.18
01 22060	OTHER INSURANCE PAYABLE	3.50
01 22061	LEGAL SHIELD PAYABLE	222.80
01 22080	GARNISHMENT PAYABLE	1,146.04
01 22090	CAFETERIA PLAN PAYABLE	8,308.88
01 23010	FEDERAL W/H & MEDICARE PAYABLE	36,357.12
01 23020	STATE W/H PAYABLE	16,251.53
01 41020	SEWER SERVICE CHARGES	6,379.34
01 41050	INSPECTION FEES	100.00
01 43099	MISC INCOME	1,816.10
01 500060	OTHER PAY	182,177.00
01 500110	STATE RETIREMENT PLAN	60,757.21
01 500120	401K PLAN EXPENSE	42,123.76
01 500130	HEALTH INSURANCE	101,198.02
01 500150	MEDICARE	5,202.83
01 500160	WORKERS COMP INS	2,678.89
01 500170	LIFE/LTD/LTC INSURANCE	5,540.69
01 500180	STATE UNEMPLOYMENT	1,132.27
01 510220	BUILDING & GROUNDS	2,552.77
01 510230	VEHICLE FUEL - ADM	10,632.83
01 510235	VEHICLE LEASE	29,325.01
01 510410	OFFICE SUPPLIES/PRINTING	618.12
01 510420	POSTAGE & MAILING	12,272.39
01 510430	GENERAL ADMINISTRATIVE	5,359.84
01 510440	COMPUTER SUPPLIES/EQUIPMENT	6,371.12
01 510450	GENERAL INSURANCE	426.68
01 510460	UTILITIES - ADMIN	4,783.64

** G/L ACCOUNT TOTALS **

G/L ACCOUNT	NAME	AMOUNT
01 510470	TELEPHONE	7,839.36
01 510480	TRAINING & EDUCATION - ADM	3,424.88
01 510490	SAFETY EXPENSE	1,362.52
01 510500	LEGAL EXPENSE	6,727.50
01 510520	PROFESSIONAL CONSULTING	6,295.30
01 510530	PUBLIC RELATIONS/CONSERVATION	2,720.35
01 510540	BANKING & BONDING EXPENSE	730.54
01 520270	WATER TESTING FEES	5,375.88
01 520520	PROFESSIONAL CONSULTING - ENG	6,966.00
01 520910	MACHINERY & EQUIPMENT - ENG	14,152.50
01 520920	INFRASTRUCTURE PURCHASES	44,175.62
01 520920-18B	4100 S/WEST OF BANGERTER	5,055.55
01 520920-18C	METER 80 PIPING MODIFICATIONS	2,342.50
01 520920-18K	PRINTERS ROW WATERLINE REPLACE	207,576.94
01 520920-19C	2200 W WATERLINE PROJECT	4,234.70
01 520920-19D	PRV UPGRADES & LRG MTR REPLACE	65,234.86
01 520920-19F	3600 WEST WATERLINE	607.50
01 520920-20D	KENT BOOSTER RPLCMNT & TANK	45,071.47
01 520920-20E	PIONEER WWPS REPLACEMENT	9,743.50
01 520920-20G	BLDG B REMODEL & EXPANSION	20,769.00
01 520920-20H	4100 S SEWERLINE-6000 W-6400 W	48,746.80
01 520920-20J	GHID HDQTRS ASPHALT IMPROVE	1,050.00
01 520920-20M	BLDG A BATHROOM UPGRADES	1,919.02
01 520920-20N	SCADA MODIFICATIONS/UPGRADES	620.00
01 530210	REPAIR SUPPLIES - CONST	100,393.44
01 530240	TOOLS & SUPPLIES - CONST	10,708.08
01 530250	WATER SUPPLY EXPENSE	1,668,291.58
01 530260	WATER TREATMENT CHEMICALS	4,261.26
01 530280	UTILITIES - WATER/OPS	110,998.13
01 550210	REPAIR SUPPLIES - WW	8,050.44
01 550240	TOOLS & SUPPLIES - WW	2,802.96
01 550280	UTILITIES - WW	15,606.51
01 560210	REPAIR SUPPLIES - METER	203.29
01 570230	VEHICLE MAINT & FUEL - VEH	13,183.29
01 570240	TOOLS - VEH	188.84
01 570910	MACHINERY & EQUIPMENT - VEH	112,179.89
01 580310	FACILITY OPERATION - C.V.	310,788.74
01 580320	PROJECT BETTERMENTS- C.V.	69,738.94
01 580340	PRETREATMENT FIELD - C.V.	19,878.84
01 580350	LABORATORY - C.V.	18,217.64
01 580380	CVW DEBT SERVICE	161,074.96
	*** FUND TOTAL ***	3,759,574.64

9/01/2020 8:21 AM
 VENDOR SET: 01 Granger - Hunter Improvem
 BANK: GENCK GENERAL - CHECKING
 DATE RANGE: 8/01/2020 THRU 8/31/2020

A/P HISTORY CHECK REPORT

VENDOR I.D.	NAME	STATUS	CHECK DATE	AMOUNT	DISCOUNT	CHECK NO	CHECK STATUS	CHECK AMOUNT
			NO	INVOICE AMOUNT				CHECK AMOUNT
VENDOR SET: 01	BANK: GENCK	TOTALS:	170	3,759,574.64				3,759,574.64
					DISCOUNTS			
BANK: GENCK	TOTALS:		170	3,759,574.64	0.00			3,759,574.64
REPORT TOTALS:			170	3,759,574.64	0.00			3,759,574.64

SELECTION CRITERIA

VENDOR SET: 01-GRANGER-HUNTER IMPRV DIST
 VENDOR: ALL
 BANK CODES: All
 FUNDS: All

CHECK SELECTION

CHECK RANGE: 000000 THRU 999999
 DATE RANGE: 8/01/2020 THRU 8/31/2020
 CHECK AMOUNT RANGE: 0.00 THRU 999,999,999.99
 INCLUDE ALL VOIDS: YES

PRINT OPTIONS

SEQUENCE: CHECK NUMBER

PRINT TRANSACTIONS: YES
 PRINT G/L: YES
 UNPOSTED ONLY: NO
 EXCLUDE UNPOSTED: NO
 MANUAL ONLY: NO
 STUB COMMENTS: NO
 REPORT FOOTER: NO
 CHECK STATUS: NO
 PRINT STATUS: * - All

Capital Projects Approval

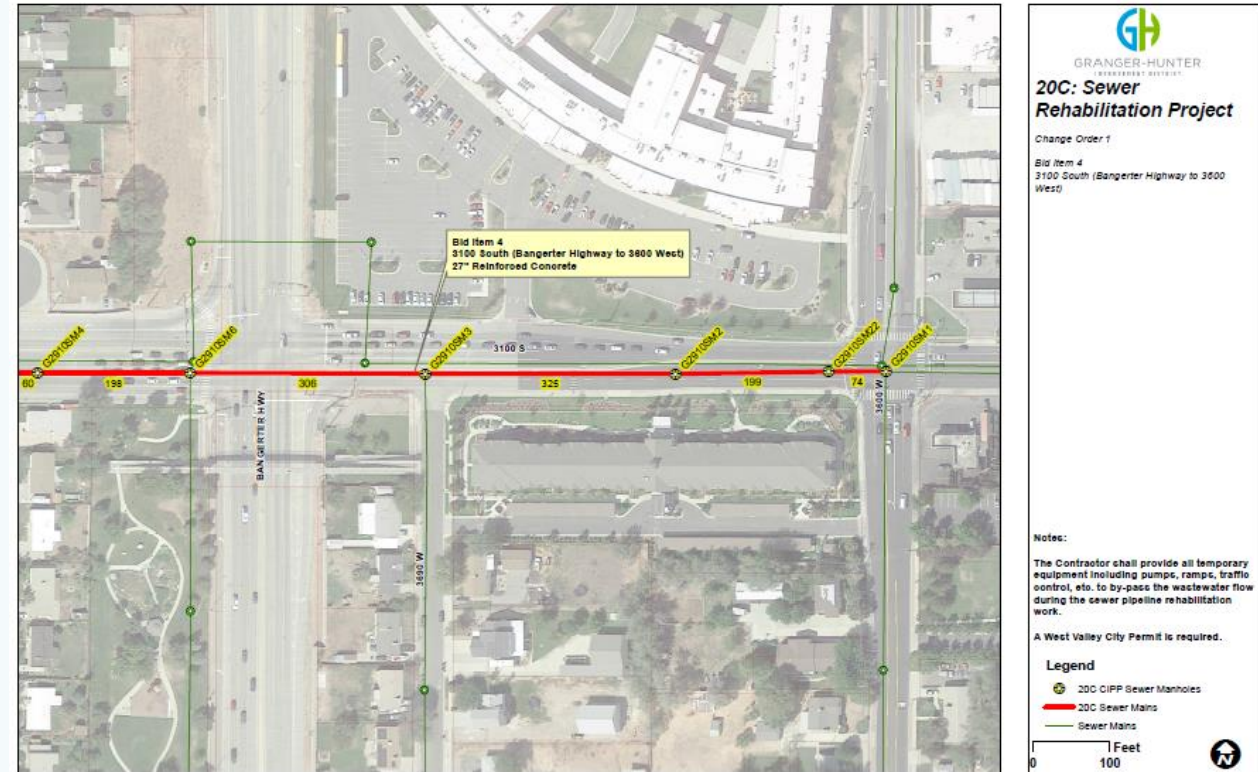
20C: Sewer Rehabilitation Project Change Order #1

Capital Project:	Sewer Lining and Manhole Rehabilitation
Consultant:	GHID
Contractor:	Granite Inliner, LLC
Design Progress:	100%
Construction Progress:	0%
Budget:	\$1,000,000.00
Original Construction:	\$429,840.00
Current Contract:	\$429,840.00
Change Order %:	-

Project Description: Rehabilitation of existing sanitary sewer pipelines by installing a continuous Cured-in-Place resin impregnated tube of Thermosetting Resin Sewer Pipe (CIPP). This is one of the District's annually recurring maintenance/replacement projects.

Summary: This project was awarded on January 21, 2020 for \$429,840.00. Because the awarded amount is well under budget, we are proposing to increase the project scope but still stay under budget. This change order will increase the length of rehabilitated sewer mains by an additional 3,097 feet, including the 27-inch concrete pipe along 3100 South from Bangerter Highway to 3600 West.

Approval Requested: Consider approval of a change order to Granite Inliner, LLC in the amount of \$152,888.00 to rehabilitate additional sewer mains for the 20C: Sewer Rehabilitation Project.



Capital Projects Status – September 15, 2020

18B: 4100 South Waterline Replacement - Bangerter Highway to 5600 West


Capital Project:	4100 South Pipeline Replacement
Consultant (Design):	Horrocks Engineers (WVC/UDOT)
Consultant (CM):	PEC (Project Engineering Consultants)
Contractor:	Geneva Rock Products, Inc.
Design Progress:	100%
Construction Progress:	75%
Original Construction:	\$4,803,454
Current Contract:	\$4,927,305
Change Order %:	2.5%

Project Description: Replacement of 8-inch and 10-inch cast iron pipe along 4100 South with new 12-inch PVC, and replacement of valves and installation of loops along the existing 16-inch/20-inch shotcoat transmission pipeline.

Project Update: GHID's work is substantially complete, except for the new PRV vault on Falcon Street. Contractor is completing new service laterals from the new main to homes, and working on the tie-in for the new PRV.



New water service lateral at 5427 West installed under existing fiber lines.



Installing new valve on existing 20-inch steel pipe for new PRV.

18K: Printer's Row Waterline Replacement

Capital Project:	Printers Row (2320 South) Waterline
Consultant:	Stanley Consultants
Contractor:	Rolfe Excavating & Construction, Inc.
Design Progress:	100%
Construction Progress:	26%
Original Construction:	\$2,836,059.53
Current Contract:	\$2,836,059.53
Change Order %:	0%

Project Description: Replacement of aging 6-inch, 8-inch, and 12-inch cast iron pipe along Printers Row, 2200 West, and 1800 West with PVC pipe. This project is being funded with a loan from the Utah State Revolving Fund (SRF) Program.

Project Update: The contractor has installed approximately 2,200 feet of 12-inch pipeline along Decker Lake Boulevard/Printers Row Road. UDOT has approved open-cut construction in Redwood Road and this work is anticipated to occur at night from September 11 to 14.



Trench backfill and compaction



6" fireline connection with wax tape around fittings and bolts.



Capital Projects Status

19C: 2200 West Waterline

Capital Project:	2200 West (3800 South to 4100 South)
Consultant:	Franson Civil Engineers
Contractor:	Black Sheep Oilfield Services
Design Progress:	100%
Construction Progress:	-
Original Construction:	\$911,888.00
Current Contract:	\$911,888.00
Change Order %:	-

Project Description: Replacement of existing 8-inch cast iron pipe installed in 1960 along 2200 West (between 3800 South and 4100 South) with PVC pipe. This project is being funded with a loan from the Utah SRF Program.

Project Update: Construction is ongoing. Trenching and pipe laying in Todd Lane will start this week. While trenching in 2200 West, pea gravel kept flowing into the waterline trench. West Valley City's storm drain is right next to the waterline trench and pea gravel was used as the backfill material in the storm drain trench. Digging too close to the storm drain trench has a potential to increase the District's trench and asphalt restoration costs. The presence of other utilities limits how far the waterline trench can be moved, so the contractor plans to reduce the width of the waterline trench and move the trench slightly to the east to avoid the storm drain trench and pea gravel while ensuring other utilities do not get impacted.



Trench compaction with remote-controlled compactor

19D: Large Meter Replacements

Capital Project:	19D: PRV Station & Large Meter Vault Upgrades
Consultant:	Forsgren Associates, Inc.
Contractor:	Lance Excavating, Inc.
Design Progress:	100%
Construction Progress:	90%
Original Construction:	\$482,385.00
Current Contract:	\$530,016.49
Change Order %:	9.9%

Project Description: Replacement of existing 4-inch and 6-inch meter vaults at various locations. This is one of the District's annually recurring maintenance/replacement projects.

Project Update: The contractor has replaced 13 out of 14 meter vaults. The Stone Creek meter vault will be the final vault installed under this project. The contractor is waiting for the precast vault to be built and anticipates it will be delivered in the next week or two.



Final surface restoration at Franklin Covey south meter vault



Capital Projects Status

19F: 3600 West Waterline Project

Capital Project:	Well No. 4 - 3600 West Pipeline
Consultant:	PSOMAS
Contractor:	Silver Spur Construction
Design Progress:	100%
Construction Progress:	0%
Original Construction:	\$1,584,034.00
Current Contract:	\$1,584,034.00
Change Order %:	0%

Project Description: Replacement of existing 8-inch cast iron waterline mostly within the 3600 West right-of-way and between the Sorenson Tank (approximately 5350 South) and 4700 South with 18-inch PVC pipe. Work also includes improvements to the tank's overflow piping and access hatches, and addition of safety railings on top of the tank. This project is being funded with a loan from the Utah SRF Program.

Project Update: The Contractor started laying pipe from 4700 South and is moving south towards the tank. Over 1,500 feet of pipe has been laid. The new waterline alignment was altered in the field to avoid an abandoned asbestos cement (AC) pipe. The abandoned AC waterline is owned by Taylorsville-Bennion Improvement District. The existence of the abandoned AC pipeline was unknown until it was exposed during construction. To avoid expensive environmental remediation efforts and safe disposal of the abandoned AC pipeline, the new waterline will now be installed in the same trench as the existing 8-inch waterline being upsized. This will continue until the pipeline crosses the Utah & Salt Lake Canal. There will be additional costs to remove and dispose the existing 8-inch as a result of the alignment change.

20A&I: Redwood Road – 4100 South to 3100 South Water and Sewer Upgrades

- Capital Project: Redwood Road 3100 S to 4100 S
- Pre-design: Horrocks Engineers
- Consultant: To be determined
- Contractor: To be determined
- Design Progress: 0%
- Construction Progress: -
- Original Construction: -
- Current Contract: -
- Change Order %: -

Project Description: Replace aging distribution piping in Redwood Road and construct a new sewer line running north to provide additional capacity for new growth. The pipelines will be funded by the Utah SRF and sewer lines will be funded by District impact fees.

Project Update: The pre-design report is complete. District staff will be working on an RFP to hire a consultant to design the project.



Capital Projects Status

20B: Rushton Groundwater Treatment Plant

- Capital Project: Wells 1, 12, 17 Treatment Facility
- Consultant: J-U-B Engineers
- Contractor: To be determined
- Design Progress: 25%
- Construction Progress: -
- Original Construction: -
- Current Contract: -
- Change Order %: -

Project Description: A new water treatment facility to remove iron, manganese and ammonia from Wells No. 1, 12 and 17 at the Well No. 12 site at 1490 West 3100 South. The project also includes piping in 3300 South and tie-ins in 3100 South.

Project Update: The Consultant has prepared the first draft of the Filter Pre-purchase documents and District staff are reviewing. The filters will need to be pre-purchased so the building and piping layouts can be finalized prior to bidding.

20C: Sewer Rehabilitation Project

- Capital Project: Sewer Lining and Manhole Rehabilitation
- Consultant: GHID
- Contractor: Granite Inliner, LLC
- Design Progress: 100%
- Construction Progress: 0%
- Original Construction: \$429,840.00
- Current Contract: \$429,840.00
- Change Order %: 0%

Project Description: Rehabilitation of existing sanitary sewer pipelines by installing a continuous Cured-in-Place resin impregnated tube of Thermosetting Resin Sewer Pipe (CIPP). This is one of the District's annually recurring maintenance/replacement projects.

Project Update: The Notice to Proceed has been issued to the contractor with a construction start date of September 8. A pre-construction meeting was also held on this date.

See Capital Projects Approval for change order details.



Capital Projects Status

20D: Kent Booster Pump Station Replacement and Tank Purchase

- Capital Project: Tank Farm Booster Replacement/Tank Purchase/Energy Improvements Project
- Consultant: Hansen, Allen & Luce
- Contractor: To be determined
- Design Progress: 29%
- Construction Progress: -
- Original Construction: -
- Current Contract: -
- Change Order %: -

Project Description: Replacement of the existing Kent Booster Pump Station at Tank Farm (4400 South 4800 West), site piping replacements, and purchase of two existing 5 MG Jordan Valley Water tanks.

Project Update: We are moving forward with appraising the tanks and land value for purchase from Jordan Valley WCD.

20E: Pioneer WWPS Replacement

- Capital Project: Pioneer WWPS Replacement
- Consultant: Bowen Collins & Associates, Inc.
- Contractor: To be determined
- Design Progress: 60%
- Construction Progress: -
- Original Construction: -
- Current Contract: -
- Change Order %: -

Project Description: Replacement of the existing 500 GPM Pioneer Wastewater Pump Station located at 2250 South Constitution Boulevard with a new pump station to be located at 2184 South Constitution Boulevard.

Project Update: Design is ongoing. A 60% design review meeting was held on August 27. A meeting with Brighton Canal Company was also held on September 8 to discuss the probable abandonment of the Brighton Canal and the impacts this will have on the District's Well 15 pump to waste discharge and the new lift station property. The District with the assistance of their legal counsel will work out an agreement with the canal company.



Capital Projects Status

20F: Decker Main WWPS Pump Replacement – Phase 2

- Capital Project: Decker Main Pump (and Discharge Piping) Replacement
- Consultant: Bowen Collins & Associates, Inc.
- Contractor: Corrio Construction, Inc.
- Design Progress: 100%
- Construction Progress: 0%
- Original Construction: \$438,251.00
- Current Contract: \$438,251.00
- Change Order %: 0%

Project Description: Replacement of existing pumps and the discharge header piping at the Decker Main Wastewater Pump Station.

Project Update: The pump submittal has been approved. The earliest the manufacturer can deliver the pumps is mid-November 2020. The contractor will mobilize when the pump delivery date approaches.

20G: Building B Remodel/Addition

- Capital Project: Building E Storage/Office Expansion
- Consultant: EDA (Edwards Daniels Architects)
- Contractor: To be determined
- Design Progress: 10%
- Construction Progress: -
- Original Construction: -
- Current Contract: -
- Change Order %: -

Project Description: Upgrades/repair of the Building B, including bathroom and kitchen remodel, and possible remodel of the mezzanine and/or addition.

Project Update: Consultant has prepared budget estimates for Building B remodel/addition and GHID is reviewing.



Capital Projects Status

20H: 4100 South Sewerline – 6000 West to 6400 West

- Capital Project: 4100 South Sewer – 6000 West to 6400 West
- Consultant: Jones & DeMille Engineering
- Contractor: To be determined
- Design Progress: 75%
- Construction Progress: -
- Original Construction: -
- Current Contract: -
- Change Order %: -

Project Description: This sewer project is along 4100 South from 6000 West to 6400 West and consists of upsizing the existing sewer comprised of 8-inch and 10-inch RCP pipes to a 15-inch PVC sewer. The District has allocated funding to design the sewer replacement in 2020 with construction anticipated to occur in 2021.

Project Update: Design is ongoing. A 75% design review meeting was held on August 25.

20J: GHID Headquarters Asphalt Improvements

- Capital Project: Headquarters Asphalt Replacement (Behind Fence)
- Consultant: GHID
- Contractor: To be determined
- Design Progress: 100%
- Construction Progress: 99%
- Original Construction: \$267,855.52
- Current Contract: \$267,855.52
- Change Order %: 0%

Project Description: Replacement and rehabilitation of existing asphalt, curb and gutter, and waterway at the District's Office on the west half of the property.

Project Update: The project is substantially complete. The contractor is working on punch list items.



Capital Projects Status

20K: 4700 South Waterline Replacement – 5600 West to MVC

- Capital Project: -
- Consultant: H.W. Lochner, Inc.
- Contractor: To be determined
- Design Progress: 5%
- Construction Progress: -
- Original Construction: -
- Current Contract: -
- Change Order %: -

Project Description: This project is located along 4700 South from 5600 West to the JWCD meter vault near 6000 West and consists of replacing the existing 12-inch steel waterline with PVC. This work will be done prior to a West Valley City road project.

Project Update: The District has decided to reduce the project scope and will end the waterline replacement just past the 4700 South and 5600 West intersection. The replacement of the remaining 12" steel pipeline from 5600 West to the meter vault west of Mountain View Corridor will be considered in the future.

20M: Building A Bathrooms Remodel

- Capital Project: Building A HVAC/Plumbing Improvements
- Consultant: DesignWest Architects
- Contractor: KDK Construction
- Design Progress: 100%
- Construction Progress: 45%
- Budget: \$135,000
- Original Construction: \$58,712.00
- Current Contract: \$75,958.13
- Change Order %: 29.4%

Project Description: The restrooms on the 2nd Floor and the Basement of the Administration Building are in need of rehabilitation and upgrades (the main floor was completed two years ago). This project will also divide up the District Engineer's old office into two smaller ones.

Project Update: Construction is ongoing. Due to a competitive bid price, we have added in additional work, including remodeling the existing kitchens.



Capital Projects Status

21A: Large Meter Replacements

- Capital Project: -
- Consultant: GHID
- Contractor: To be determined
- Design Progress: -
- Construction Progress: -
- Original Construction: -
- Current Contract: -
- Change Order %: -

Project Description: Replacement of existing 4-inch and 6-inch meter vaults at various locations. This is one of the District's annually recurring maintenance/replacement projects.

Project Update: Design is ongoing.

Small Projects:

Water Innovation Center:

Project Description: Modifying the old Well No. 7 pump house in Chesterfield to use as a pipe coupon exhibit and training area. Design and construction by District staff.

Project Update: The outer walls are complete.

3425 West Water Line Replacement:

Project Description: Replacement of an existing 4-inch cast iron waterline on a dead-end street from 3540 South to approximately 3585 South.

Project Update: Design is ongoing. District crews will construct.



Engineering Report – September 15, 2020

Engineering Department Update

- Water Quality – Working with State of Utah Division of Drinking Water to sample PFAs at two well sites. Starting to work on inspecting high-risk properties identified in our Source Protection plan.
- Engineering Design – Working on the 21A: Large Meter Replacements/Upgrades Project and the 3425 West Waterline Replacement Project.
- Inspections – We are currently working with Centricity to provide positive response for all our Bluestakes tickets. This will enable us to notify (via e-mail) everyone calling for a ticket once it is marked or if we don't have utilities in that area.

CODE	DESCRIPTION
000	NO RESPONSE - FACILITY OWNER HAS NOT YET POSTED A RESPONSE
100	CLEAR - NO CONFLICT
200	MARKED
201	MARKED - UP TO PRIVATELY OWNED FACILITY - CONTACT PRIVATE FACILITY OWNER FOR LOCATE
202	MARKED - HIGH PROFILE FACILITY - FACILITY OWNER REQUESTS TO BE PRESENT FOR EXCAVATION
203	MARKED - AT TIME OF MEET
204	MARKED - ABANDONED FACILITIES MAY BE IN AREA
205	MARKED/COMPLETED - VISIBLE OR EXPOSED FACILITY - CONTACT FACILITY OWNER IF CROSSING
300	NOT MARKED - INCORRECT ADDRESS INFORMATION - NEW TICKET REQUESTED
301	NOT MARKED - NO RESPONSE FROM EXCAVATOR REGARDING QUESTIONS

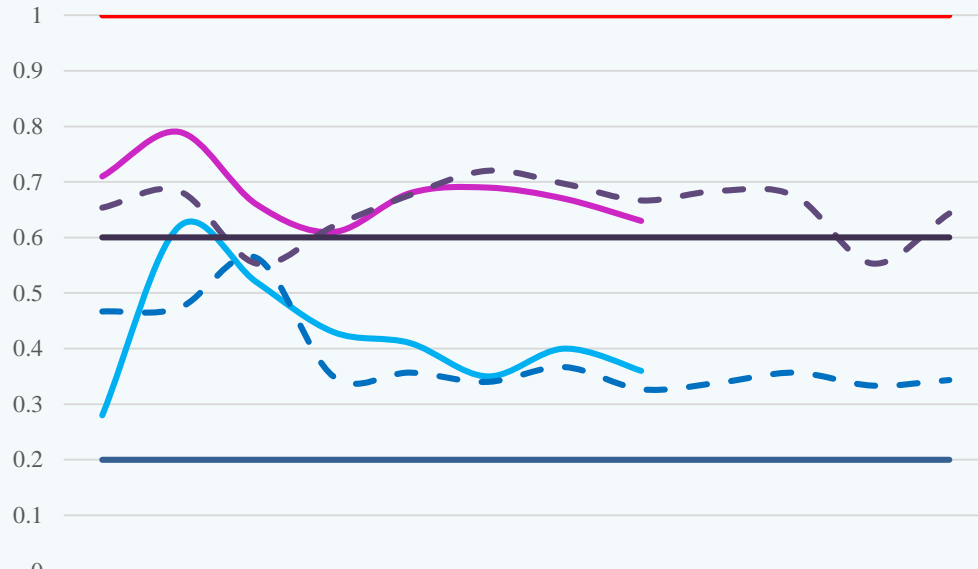
Plans Reviewed (August)

1)	Single Residence	1664 Malverne Ave.	Single Residence
	New Home Connections		



Water Quality Report

Chlorine and Fluoride Residuals (mg/L)



	Jan.	Feb.	Mar.	Apr.	May	Jun.	Jul.	Aug.	Sep.	Oct.	Nov.	Dec.
Chlorine 2020	0.28	0.62	0.52	0.43	0.41	0.35	0.4	0.36				
Chlorine 3-yr Avg.	0.47	0.47	0.56	0.35	0.36	0.34	0.37	0.33	0.34	0.36	0.33	0.34
Fluoride 2020	0.71	0.79	0.66	0.61	0.68	0.69	0.67	0.63				
Fluoride 3-yr Avg.	0.65	0.68	0.55	0.62	0.68	0.72	0.70	0.67	0.68	0.67	0.55	0.64
Chlorine Min.	0.2	0.2	0.2	0.2	0.2	0.2	0.2	0.2	0.2	0.2	0.2	0.2
Fluoride Min.	0.6	0.6	0.6	0.6	0.6	0.6	0.6	0.6	0.6	0.6	0.6	0.6
Chlor. & Fluor. Max	1	1	1	1	1	1	1	1	1	1	1	1

Backflow Dashboard

Ready to send
86
45 day Backflow Notice
Last update: 13 minutes ago

Notices Sent - Last Month
57
Reminders
Last update: 13 minutes ago

Ready to send
67
30 Days Late Notice
Last update: 13 minutes ago

Notices Sent - Last Month
0
30 Days Late
Last update: 13 minutes ago

Ready to send
2
90 day Backflow Notice
Last update: 13 minutes ago

Notices Sent - Last Month
49
90 Days Late
Last update: 13 minutes ago

County of Salt Lake, Bureau of Land Management, Utah AGRC, Esri, HERE, Gar...

Backflow Inspections by Month
Last update: 13 minutes ago

Past Due
723
Last update: 13 minutes ago

Back flow Failed
11
Last update: 13 minutes ago

Hazard Assessment due this month
No Data
Last update: 13 minutes ago

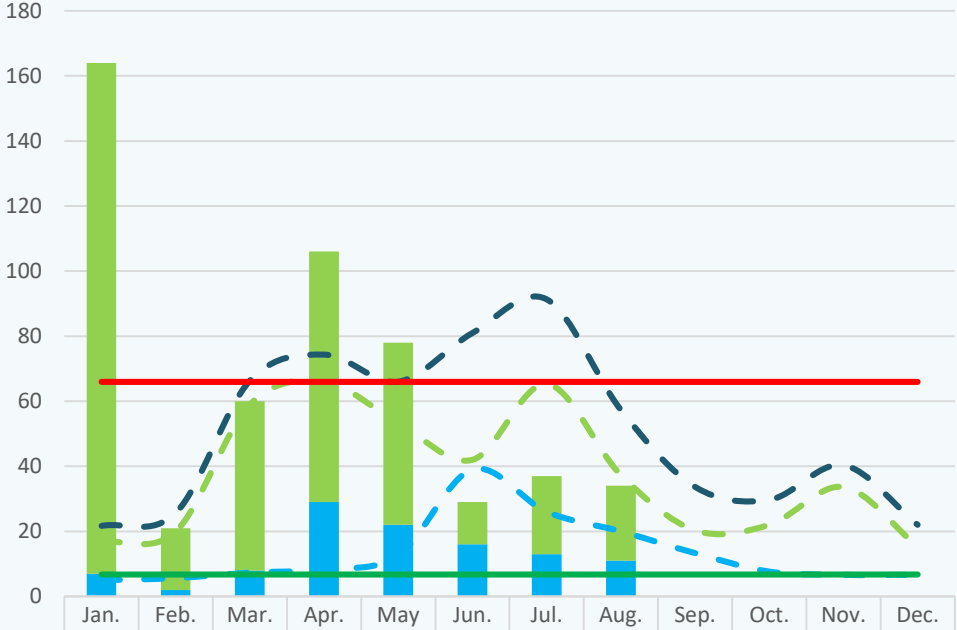
Backflows added in the last 31 days
14
Last update: 13 minutes ago

All Backflow's in GIS
1,073
Last update: 13 minutes ago



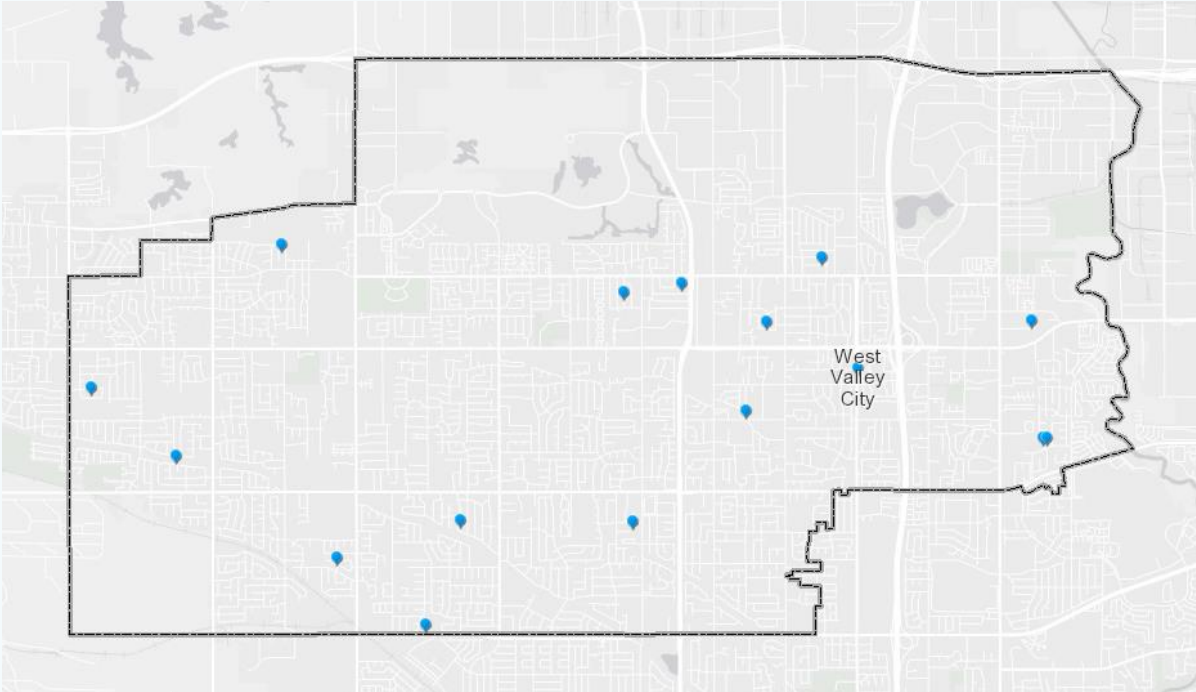
Water Quality Report

Water Quality and Pressure Complaints



	Jan.	Feb.	Mar.	Apr.	May	Jun.	Jul.	Aug.	Sep.	Oct.	Nov.	Dec.
Water Quality Complaints	157	19	52	77	56	13	24	23				
Pressure Complaints	7	2	8	29	22	16	13	11				
W.Q. 3-YR AVG.	17	20	59	66	53	42	65	37	20	22	34	15
Pressure 3-YR AVG.	5	6	7	8	13	39	26	20	13	8	7	7
Total 3-YR AVG.	22	26	66	74	66	81	91	57	34	30	40	22
25% AWWA Benchmark	7	7	7	7	7	7	7	7	7	7	7	7
75% AWWA Benchmark	66	66	66	66	66	66	66	66	66	66	66	66

Water Quality Complaints - August



Water Systems Board Report

Water Line Breaks & Leaks

Breaks & Leaks Combined Totals																
GHID Breaks					GHID Leaks					Total Ruptures						
2016	2017	2018	2019	2020	Year	2016	2017	2018	2019	2020	2016	2017	2018	2019	2020	
12	18	10	12	8	January	8	3	4	1	2	20	21	14	13	10	
5	8	5	9	3	February	5	1	1	4	2	10	9	6	13	5	
1	5	4	1	5	March	5	5	1	9	3	6	10	5	10	8	
7	5	9	4	4	April	4	1	2	2	10	11	6	11	6	14	
1	4	2	0	9	May	2	2	5	5	5	3	6	7	5	14	
3	5	4	3	7	June	1	3	7	5	5	4	8	11	8	12	
5	5	5	4	6	July	7	9	5	8	6	12	14	10	12	12	
3	5	7	3	5	August	3	10	6	7	9	6	15	13	10	14	
3	9	6	6		September	5	5	6	5		8	14	12	11		
1	5	6	15		October	7	8	3	3		8	13	9	18		
6	2	13	14		November	6	9	4	2		12	11	17	16		
18	17	7	8		December	4	3	5	3		22	20	12	11		
37	55	46	36	47	Totals to Date	35	34	31	41	42	72	89	77	77	89	
65	88	78	79	47	Annual Totals	57	59	49	54	42	122	147	127	133	89	
	+49%	-16%	-22%	+31%			-3%	-9%	+32%	+2%		+24%	-13%	+0%	+15.6%	
	% Change from Prior Year					% Change from Prior Year						% Change from Prior Year				

Break = More than one customer out of service due to unscheduled repair to water line.
Leak = One customer or less out of service due to unscheduled repair to water line.

Figure 1: Waterline breaks and leaks totaled five breaks and nine service leaks in August 2020.

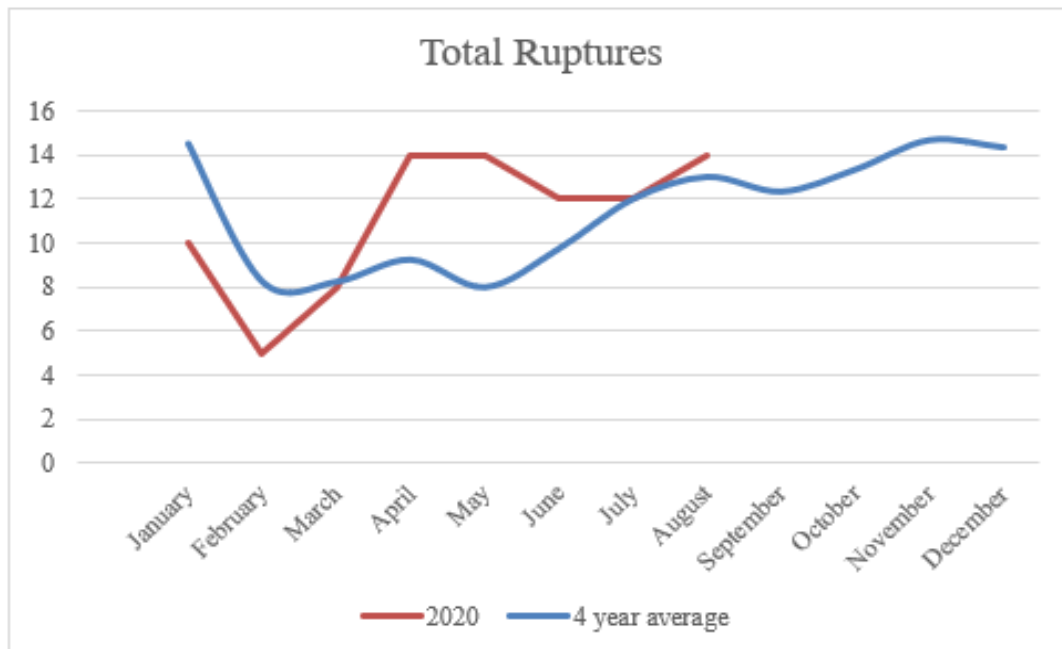


Figure 2: The District's breaks and leaks continued slightly above the average trendline in August 2020.

C.R. England Large Meter and Vault Replacement Project




Figure 3: In August 2020, the District's Water System's Crew began the installation of a new large meter and vault at the C.R. England office located at 4701 West South Frontage Road. The picture above depicts the lower section of the new meter vault and David Moeakiola, Bobby Bateman, and Daniel Barbosa greasing and wrapping the exterior bolts to keep them from corroding.

This year, the District's crews have re-plumbed nine large meters and installed one large new meter vault.

Valve Inspections

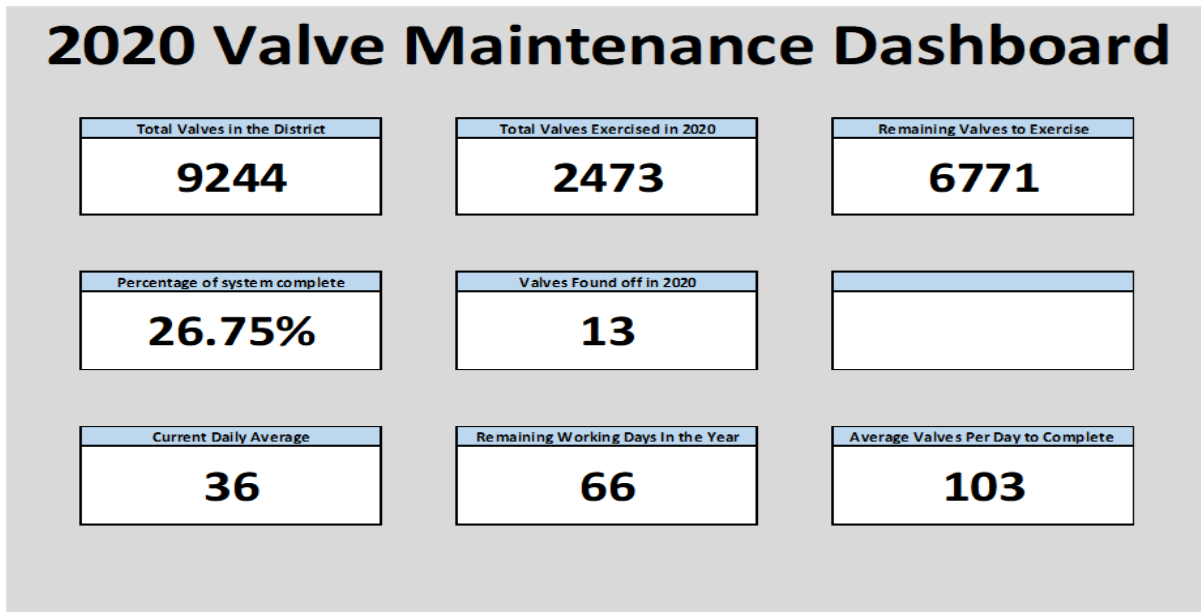


Figure 4: As of the end of August 2020, the District’s valve crew has inspected and exercised 2,2473 valves, representing approximately 26.75 percent of the District’s water valves completed to date.



Figure 5: Above is the current 2019-2020 map of the Vale inspections. The “X” indicates the area is complete, and the cone indicates the current location of inspections taking place. Blue indicates 2019, and red indicates 2020 Year.

Fire Hydrants

2020 Fire Hydrant Maintenance Dashboard

Total Fire Hydrants in the District	Total Fire Hydrant Inspections 2020	Remaining Fire Hydrant Inspections
3459	2131	1328
Percentage of system complete	Fire Hydrants Rehabilitated	Fire Hydrants Repaired
61.61%	380	122
Daily Average FH Inspections	Remaining Working Days In the Year	Average Fire Hydrants Per Day to Complete
26	66	20

Figure 6: To date, the District's fire hydrant maintenance crew has inspected 2,131 fire hydrants and has completed approximately 61 percent of the District's fire hydrant inspections. Crews also repaired 13 fire hydrants in August, bringing the total repairs to 122 fire hydrants repaired to date for 2020. Crews have also cleaned and painted 380 fire hydrants to date.



Figure 7: Current 2020 map of the fire hydrant inspections, the "X" indicates the area is complete, and the cone indicates the current location of inspections taking place.

Wastewater Systems

WW Maintenance

Total Footage of Gravity Sewer Pipe in District	YTD Total Footage of Pipe Cleaned (Not Including Root Removal/Hotspots)	YTD Total Footage of Pipe CCTV'D	YTD Total Footage Cleaned for Root Removal	YTD Total Footage for Hotspot Cleaning	YTD Total Estimated Gallons of Water Used
1,605,120	646,921	311,088	17,369	47,674	658,790
% of Pipe Cleaned	40.30 %				
% of Pipe Inspected		19.38 %			

Figure 8: Depicts YTD totals for the Wastewater Maintenance Division



Figure 9: Depicts a snowball maker/thrower coming out of a lateral into our sewer main on 2200 W.



Figure 10: Depicts the snowball maker/thrower after it was retrieved from our sewer main on 2200 W.

WW Pump Stations

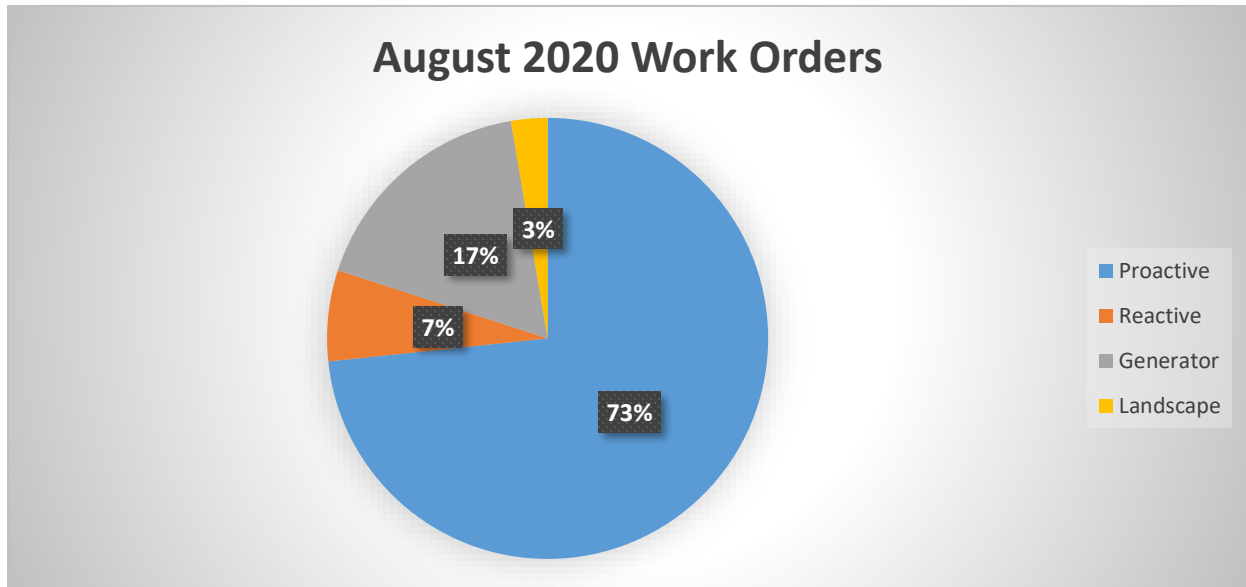


Figure 11: This chart reflects the % of proactive work orders vs reactive work orders vs landscaping vs work orders associated to our generators for each WWPS. The focus of predictive maintenance to identify future work helps prevent pump downtime.

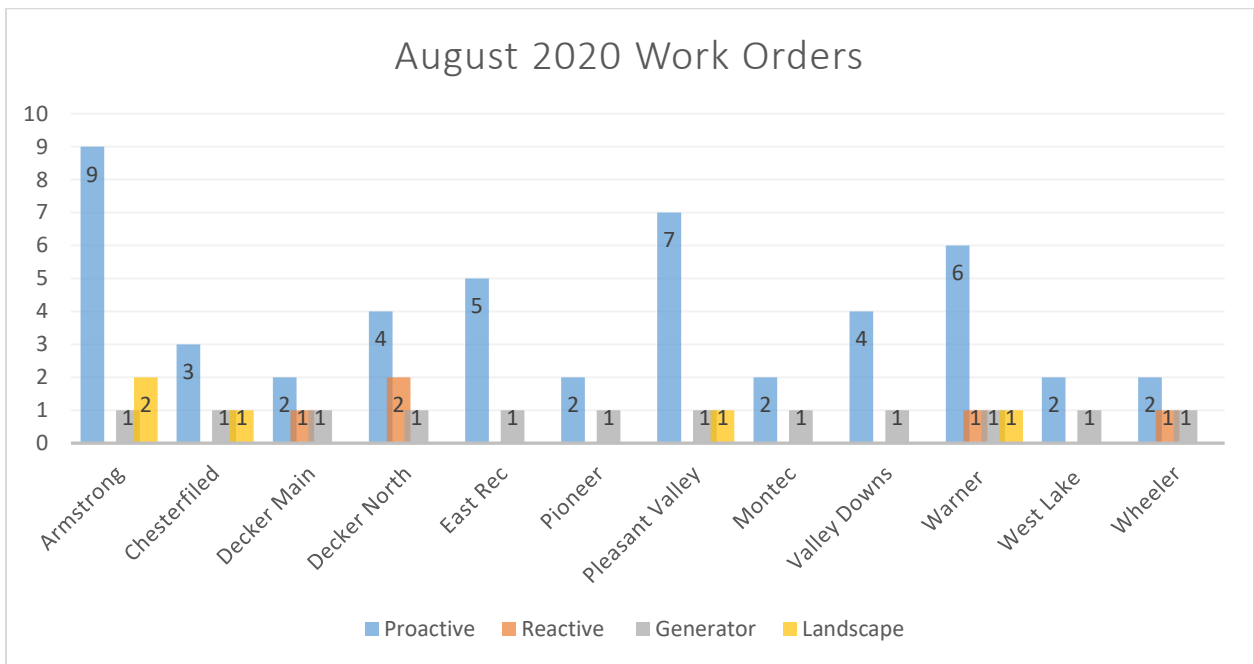


Figure 12: Chart shows the work orders from each WWPS. In August we had our annual service performed on the generators as well as having them load tested for dependability.



Meter Department – 2020

Of the 27,000 plus meters owned by the District, only 3,531 remain to be programmed to gallons. Approximately 800 meters will need a new register since the existing register is not programable.

In addition, the Meter Department has encountered many old meters that have stopped working and new Iperl & Omni meters are needed to replace them to acquire accurate readings.

- Consider an award to Mountainland Supply Company in the amount of \$136,830.82 for (1000) ¾” ER Registers, (250) ¾” Iperl meters, (20) 2” Omni T2 meters, (10) 1.5” Omni T2 meters and all required gaskets needed for installation.