

THE BOARD OF TRUSTEES OF THE GRANGER-HUNTER IMPROVEMENT DISTRICT

PUBLIC NOTICE is hereby given by the Board of Trustees that Granger-Hunter Improvement District will hold a Board Meeting at 3:00 p.m. on Tuesday, February 16, 2021, at its main office located at 2888 South 3600 West, West Valley City, Utah. Trustees and members of the public are able to attend this meeting in person or electronically.

Agenda

A. GENERAL

1. Call to order – Welcome – Report those present for the record
2. Public Comments
3. Consider approval of the January 19, 2021 Board Meeting Minutes
4. Discuss potential conflicts of interest

B. OUR COMMUNITY

1. Jordan Valley Water Conservancy District review
2. Central Valley Water Reclamation Facility review
3. Legislative Update
4. Drought Update

C. OUR TEAM

1. COVID and Vaccination update
2. Consider approval for the purchase of meters and meter parts to Mountainland Supply Company in the amount of \$176,367.94.

D. OUR OPERATIONS

1. Review & discuss Financial Report for January 2021
2. Review & discuss Paid Invoice Report for January 2021
3. Water maintenance update
4. Wastewater maintenance update
5. Water supply review
6. Capital Projects update
7. Consider an award of a Construction Contract to Rolf Excavating & Construction, Inc. in the amount of \$921,733.72 for the 20H: 4100 South Sewerline – 6000 West to 6400 West.
8. Consider an award of a Contract to Tyler Technologies in the amount of \$67,748.00 for the 21D: Enterprise Resource Planning Software Replacement.
9. Consider an award of a Construction Contract to Insituform Technologies, LCC in the amount of \$357,667.00 for the 21E: Sewer Rehabilitation Project.
10. Engineering Department updates

E. BOARD MEMBERS INPUT, REPORTS, FOLLOW-UP ITEMS OR QUESTIONS

F. CALENDAR

1. The next board meeting will be March 16, 2021 at 3:00 p.m.

**MINUTES OF THE
GRANGER-HUNTER IMPROVEMENT DISTRICT
BOARD MEETING**

The Meeting of the Board of Trustees of the Granger-Hunter Improvement District (GHID) was held Tuesday, January 19, 2021, at 3:00 P.M. at the District office located at 2888 S. 3600 W., West Valley City, Utah.

This meeting was conducted electronically in accordance with the Utah Open and Public Meetings Act (Utah Code Ann. (1953) §§ 52-4-1 et seq.) and Chapter 7.12 of the Administrative Policy and Procedures Manual (“Electronic Meetings”).

Trustees Present (electronically):

Debra Armstrong	Chair
Corey Rushton	Trustee
Russell Sanderson	Trustee

Staff Members Present (electronically):

Jason Helm	General Manager
Todd Marti	Assistant General Manager/District Engineer
Troy Stout	Assistant General Manager/Chief Operating Officer
Kristy Johnson	Executive Assistant
Michelle Ketchum	Director of Administration
Dustin Martindale	Director of Water Systems
Ricky Necaie	Director of Wastewater
Victor Narteh	Director of Engineering
Justin Gallegos	Director of Information Technology
Austin Ballard	Controller
Dakota Cambruzzi	Human Resource Manager
Brent Rose	Legal Counsel – Clyde Snow & Sessions PC – <i>Excused</i>

Guests (electronically):

Adam Spackman	System Administrator, GHID
Ian Bailey	GIS Specialist/IT Specialist, GHID
Idanely Orosco	Customer Service Representative, GHID
Debra Harvey	Customer Service Representative, GHID
Roger Nordgren	Former GHID Board Member/West Valley City Resident
Keith Larson	Project Manager, Bowen, Collins & Associates
Mike Morgan	Member of the Public

A copy of the exhibits referred to in these minutes is attached and incorporated by this reference. The exhibits are also included in the official minute books maintained by Granger-Hunter Improvement District.

CALL TO ORDER

At 3:00 P.M. Debra Armstrong called the meeting to order and recognized all those present. Ms. Armstrong noted a change in opening of the District’s board meetings and encouraged any feedback regarding the changes, to be sent to her directly.

Election of District Officers for 2021

District Officers shall remain the same with Debra Armstrong as Board Chair, Jason Helm as District Treasurer and Austin Ballard as District Clerk. Corey Rushton made a motion to approve the District Officers as constituted by acclimation for 2021. Following a second from Russell Sanderson, the motion passed as follows;

Armstrong – aye Rushton – aye Sanderson – aye

Appointment of Representative to CVWRF Board of Trustees

The GHID representative to the Central Valley Water Reclamation Facility Board of Trustees shall remain the same with Debra Armstrong as representative. Russell Sanderson made a motion to approve the representative as constituted for 2021. Following a second from Corey Rushton, the motion passed as follows:

Armstrong – aye Rushton – aye Sanderson – aye

Approval of the December 15, 2020 Board Meeting Minutes

A motion to approve the Board Meeting Minutes from December 15, 2020, was made by Debra Armstrong, followed by a second from Russell Sanderson.

The motion passed as follows;

Armstrong – aye Rushton – aye Sanderson – aye

Conflicts of interest

There were none.

**OUR COMMUNITY
Recognition of
Gerald Lynn Larson**

Debra Armstrong recognized the late Gerald Lynn Larson for his years of service to GHID. Mr. Larson was an employee of the District for over 30 years and spent the latter of his career as the General Manager of the District. Mr. Larson passed away on January 6, 2021 at the age of 86. The Board of Trustees and the District staff will be naming the District’s main building A as the “Gerald Lynn Larson Building” in his honor.

Rate Study Presentation

Keith Larson, the project manager for the rate study from Bowen, Collins & Associates, presented the master plan update, rate and impact fee study and long-term capital facility plan for GHID. – See Master Plan Update, Rate Study & Impact Fee Analysis Update attached to these minutes for details.

Jordan Valley Water Conservancy District Review

Jason Helm reviewed the Jordan Valley Water Conservancy District (JVWCD) Board update. Mr. Helm discussed the District’s contract and water usage. JVWCD estimated that the District will have used 110% of the contracted amount for 2020. A brief discussion took place regarding drought concerns. Mr. Helm suggested a more in-depth discussion to take place at the annual strategic planning meeting with the Board in June. -See Jordan Valley Water Conservancy District Report attached to these minutes for details.

Central Valley Water Reclamation Facility Review

Mr. Helm reviewed the Central Valley Water Reclamation Facility (CVWRF) Board update. -See Central Valley Water Conservancy District Report attached to these minutes for details.

Legislative Update

Mr. Helm presented the Legislative Update and discussed a few of the House Bills that pertain to District. – See Legislative Update Report attached to these minutes for details.

**OUR TEAM
Risk Management/
Insurance Claims**

Troy Stout reviewed and discussed some risk management and insurance claims. A discussion took place regarding the current GHID policies and procedures for property damage claims. Debra Armstrong suggested an update to the GHID policy for any possible future incidents regarding vandalism and property damage. Corey Rushton requested the option to convene in a closed session for future meetings that include possible imminent litigation.

**Consider Approval of
Payment for Water
Damage**

Mr. Stout asked the Board to consider approval, in accordance with the Administrative Handbook and the GHID Sewer System Management Plan, of payment in the amount of \$42,989.39 to the Property Owners for restoration and contents replacement as damaged during the October 23, 2020 water main rupture incident at 4394 Early Duke Street. Corey Rushton made a motion to approve the contract as noted. Following a second from Debra Armstrong, the motion passed as follows:

Armstrong – aye

Rushton – aye

Sanderson – aye

**Review of Property
Damage Claim**

Mr. Stout reviewed a property damage claim at 6208 Terrace Ridge resulting from a sanitary sewer overflow in the amount of \$15,033.99. A discussion took place regarding the details of the property damage claim. Brent Rose asked if vandalism had taken place in this specific manhole prior to this event. Mr. Stout noted that debris and garbage had been placed in this manhole in December of 2019. Ricky Necaie discussed other manhole incidents where covers have been removed and had items dropped down in them. Mr. Necaie explained that some problematic manholes are locked after they are tampered with. Mr. Stout explained that there are no industry standards stating that manholes must be locked when not in the street. After some further discussion, Corey Rushton made a motion to approve the property damage claim of \$15,033.99 at 6208 Terrace Ridge. Following a second from Russell Sanderson, the motion passed as follows:

Armstrong – aye

Rushton – aye

Sanderson – aye

**Strategic Planning
Update**

Jason Helm updated the Board on four initiatives of the strategic plan. Mr. Helm reviewed the “Water Quality Protocols” initiative and noted the water treatment facility is moving forward with planning. Mr. Helm reviewed the “Coalition and Mutual Aid” initiative and noted conversations taking place with Taylorsville-Bennion Improvement District and Kearns Improvement District in regards to sharing resources and inter-local agreements. Mr. Helm reviewed the “Water Storage and Tank Farm Integration” initiative and noted the conversations taking place with JVWCD to hire a consultant to appraise the land and tanks. Mr. Helm reviewed the “Ten-Year Capital Improvement & Financial Plan” initiative and noted the progress with the rate study that was discussed earlier in the meeting.

COVID and Vaccination Update	Mr. Helm presented the COVID-19 vaccination update and noted the process of distribution of the vaccination. -See COVID-19 Vaccination Update attached to these minutes for details.
Personnel Update	Mr. Helm reviewed the new employees of 2020 and introduced Jeremy Gregory, the District's new staff engineer. – See Recap 2020 New Employees attached to these minutes for details.
Consider Approval of District's Property and Liability Insurance to Utah Local Governments Trust	Mr. Helm asked the Board to consider approval of the District's property and liability insurance in the amount of \$288,319.00 to Utah Local Governments Trust. Russell Sanderson made a motion to approve the contract as noted. Following a second from Debra Armstrong, the motion passed as follows: Armstrong – aye Rushton – aye Sanderson – aye
Conservation Grant Report	Michelle Ketchum presented some of the ways the District is using the conservation grant including the distribution of 2021 conservation calendars to the community, WaterSense showerheads and spray nozzles for new customers and a large meter replacement project for Vivante HOA.
<u>OUR OPERATIONS</u> Review & Discuss Financial Report for December 2020	Austin Ballard summarized the December 2020 Financial Report and noted the preliminary nature of the information being discussed. Mr. Ballard explained that the revenue is close to 100% for the year. Mr. Ballard noted that some additional expenses will still need to be recorded for 2020 including the property damage claims that were discussed earlier.
Review & Discuss Paid Invoice Report for December 2020	Mr. Ballard discussed the December check report which totaled \$3,092,985.30 coming from five categories; Jordan Valley (14%), Central Valley (16%), taxes, payroll and benefits (9%), infrastructure (51%), and other (10%).
Water Maintenance Update	Troy Stout presented the water maintenance report. – See Water Maintenance Board Report attached to these minutes for details.
Consider an Award of Contract with Wachs Water Services for Water Leak Detection Program	Mr. Stout asked the Board to consider an award of contract with Wachs Water Services for leak detection services in the amount of \$51,400.00 with \$30,840.00 to be reimbursed by JWCD conservation grant as agreed. After a brief discussion regarding soil composition and leak detection technology, Corey Rushton made a motion to approve the contract as noted. Following a second from Russell Sanderson, the motion passed as follows: Armstrong – aye Rushton – aye Sanderson – aye
Wastewater Maintenance Update	Mr. Stout presented the wastewater maintenance report. – See Wastewater Maintenance Report attached to these minutes for details.

**Consider Approval of
Purchase for a
Combination Truck**

Mr. Stout asked the Board to consider approval of purchase for a combination truck in the amount of \$448,304.83. The Vactor components procured from Owen Equipment in the amount of \$335,876.83, the cab and chassis from Premier Truck Group in the amount \$112,428.00. Russell Sanderson made a motion to approve the contract as noted. Following a second from Debra Armstrong, the motion passed as follows:

Armstrong – aye Rushton – aye Sanderson – aye

Water Supply Review

Todd Marti presented the water supply report noting that the high water use in 2020. A brief discussion took place regarding well production and aquifer levels due to drought conditions. -See Water Supply Report attached to these minutes for details.

**Capital Projects Update
Engineering Department
Updates**

Mr. Marti presented and discussed the Capital Projects and Engineering Department reports. – See Engineering Summary attached to these minutes for details.

ADJOURNED

Inasmuch as all agenda items have been satisfied, Debra Armstrong made a motion to adjourn the meeting. Following a second from Corey Rushton, the motion passed as follows and the meeting adjourned at 5:58 P.M.

Armstrong – aye Rushton – aye Sanderson – aye

Debra K. Armstrong, Chair

Austin Ballard, Clerk

Jordan Valley Water Conservancy Update– February 2021

JORDAN VALLEY WATER CONSERVANCY DISTRICT

Monthly Summary of Water Deliveries in Acre Feet
December 2020

Municipal and Industrial (M&I) Water Deliveries

Wholesale System	This Month	Previous Year	% Change	YTD	YTD Prev Year	YTD % Change	Fiscal YTD	Fiscal YTD Prev Year	Fiscal YTD % Change	Contract Amount	% of Contract Used
Bluffdale City	118.74	120.03	-1%	3,732.50	2,916.53	28%	2,196.97	1,876.09	17%	2,500	149%
Copperton Improvement District	0.00	0.00		0.96	20.64	-95%	0.96	0.00		0	
Draper City	141.48	128.55	10%	5,062.91	4,015.68	26%	3,153.60	2,682.84	18%	3,800	133%
Granger-Hunter Improvement District	818.41	720.72	14%	20,297.04	18,928.75	7%	11,762.94	12,198.87	-4%	18,500	110%
Herriman City	142.46	213.00	-33%	6,141.69	4,527.40	36%	3,719.60	3,223.74	15%	2,667	230%
Hexcel Corporation	57.16	50.52	13%	713.54	874.34	-18%	338.88	387.27	-12%	720	99%
Kearns Improvement District	347.39	368.05	-6%	8,980.19	7,473.05	20%	5,358.44	4,687.53	14%	7,000	128%
Magna Water District	65.98	35.89	84%	802.16	800.37	0%	399.16	378.34	6%	800	100%
Midvale City	117.19	164.53	-29%	3,542.33	2,626.48	35%	1,931.41	1,901.45	2%	3,085	115%
Riverton City	258.82	253.99	2%	4,773.48	4,329.37	10%	2,613.92	2,475.14	6%	4,000	119%
South Jordan City	548.47	525.60	4%	19,076.89	15,174.83	26%	11,613.10	10,061.22	15%	14,200	134%
City of South Salt Lake	118.34	153.07	-23%	1,041.36	1,058.45	-2%	650.49	630.00	3%	1,020	64%
Taylorsville-Bennion Improvement District	196.23	0.00		4,593.65	4,044.13	14%	2,191.17	1,830.16	20%	4,700	98%
Utah Department of Corrections	39.78	46.73	-15%	503.74	533.69	-6%	235.62	265.57	-11%	548	92%
WaterPro, Inc.	0.00	37.89	-100%	1,350.90	949.66	42%	1,111.72	902.78	23%	950	142%
City of West Jordan	1,643.05	842.11	95%	23,565.64	18,513.24	27%	13,964.71	11,663.17	20%	16,500	143%
White City Water Improvement District	0.00	0.00		0.00	0.00		0.00	0.00		0	
Willow Creek Country Club	0.04	0.16	-82%	385.52	284.99	35%	241.61	204.97	18%	350	110%
Wholesale System Subtotal	4,613.53	3,660.85	26%	104,564.50	87,071.61	20%	61,484.31	55,369.16	11%	81,340	128%
Retail System	328.37	329.75	0%	8,794.25	7,896.81	11%	5,226.89	4,935.03	6%		
Total Wholesale & Retail	4,941.90	3,990.59	24%	113,358.75	94,968.42	19%	66,711.21	60,304.20	11%		

Other M&I

MWDSLS (Transported)	318.91	0.00		12,931.78	10,608.00	22%	8,786.78	7,321.00	20%		
MWDSLS (Treated)	0.00	0.00		0.00	0.00		0.00	0.00			
District Use (Non-revenue)	29.65	23.94	24%	680.15	569.81	19%	400.27	361.83	11%		
Other Deliveries Subtotal	348.56	23.94	1356%	13,611.94	11,177.81	22%	9,187.05	7,682.83	20%		
Total M&I Deliveries	5,290.46	4,014.54	32%	126,970.68	106,146.23	20%	75,898.26	67,987.02	12%		

Irrigation and Raw Water Deliveries

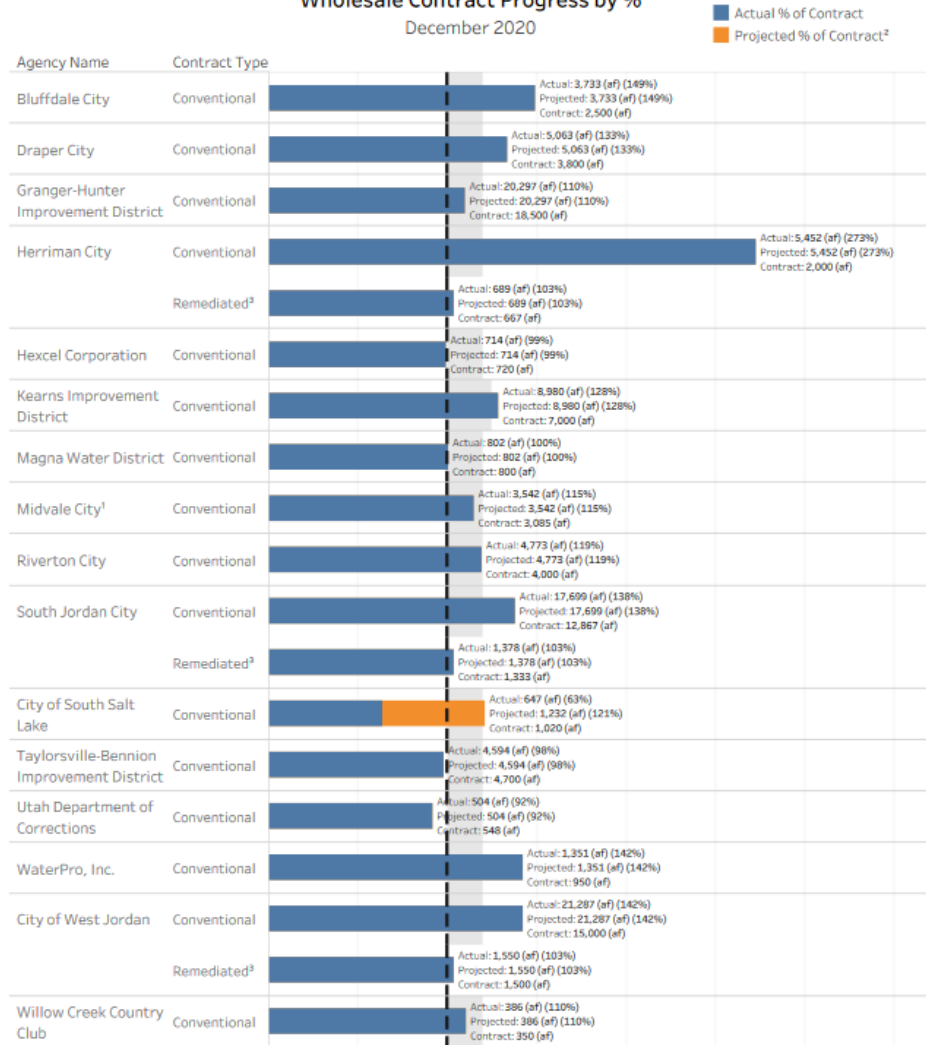
Welby Jacob Water Users	0.00	0.00		32,327.74	26,195.16	23%	19,762.45	18,733.02	5%		
Total Irrigation and Raw Water	0.00	0.00		32,327.74	26,195.16	23%	19,762.45	18,733.02	5%		
Total Deliveries	5,290.46	4,014.54	32%	159,298.42	132,341.39	20%	95,660.71	86,720.05	10%		

Most contracts are based on a calendar year except for the City of South Salt Lake which is based on a fiscal year beginning on July 1st.
Water transported for MWDSLS by JVVCD is delivered to Salt Lake City at 2100 South.
Water treated by JVVCD for MWDSLS is delivered to Sandy City along 11400 South.
District use includes water consumed in breaks, reservoir washing, fires, and irrigation.



Jordan Valley Water Conservancy Update– February 2021

**Jordan Valley Water Conservancy District
Wholesale Contract Progress by %
December 2020**

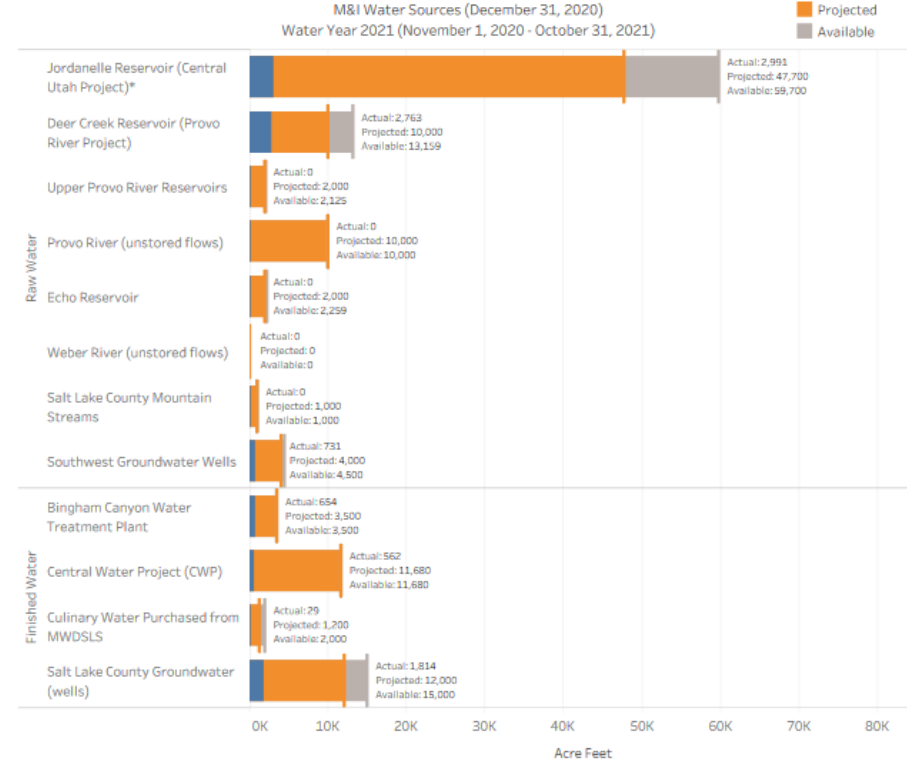


¹Due to an increase in contract Midvale projections fall short of their contract total.

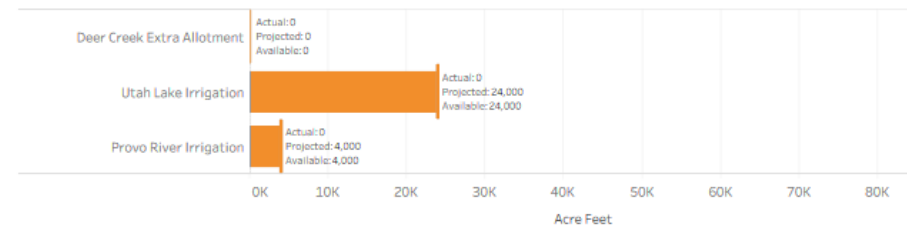
²Projected deliveries are calculated as an average monthly delivery over the previous three years for months left in the contract year.

³Remediated water is credited first as it becomes available.

Jordan Valley Water Conservancy District



**Irrigation Water Sources (December 31, 2020)
Irrigation Season 2021 (April 15, 2020 - October 31, 2021)**



*Central Utah Project may include holdover water from the previous year.



Jordan Valley Water Conservancy Update– February 2021

Uintah Water
January 14, 2021



Uintah Water Vernal, Utah
Conservancy District

Published on *Uintah Water* (<https://www.uintahwater.org>)

[Home](#) > Gov. Spencer Cox Appoints New Colorado River Commissioner

Gov. Spencer Cox Appoints New Colorado River Commissioner

January 14, 2021



(SALT LAKE CITY) — Utah Gov. Spencer Cox announced the appointment of Gene Shawcroft as the Utah Commissioner to the Upper Colorado River Commission (UCRC).

The UCRC is an interstate water administrative agency that works with the upper basin states (Colorado, New Mexico, Utah and Wyoming) to safeguard their respective water rights and allocations while meeting obligations to the lower basin states (Arizona, California and Nevada).

Shawcroft has more than three decades of experience in the water industry and currently serves as the general manager of the Central Utah Water Conservancy District, the largest diverter of Colorado River water for municipal and industrial use in Utah.

"Gene has dedicated his career to the study of the Colorado River," said Cox. "His knowledge of the river will serve Utah residents well during a critical time in the state's history – when the basin states are renegotiating the operation and management guidelines of the river. The Colorado River

Uintah Water
January 14, 2021

currently provides water to more than 65% of Utah's population and is a major contributor to the state's \$189 billion economy. The river is one of our most valuable assets and it must be protected."

Utah's Colorado River Compact apportionment is 1.725 million acre feet of water per year. The state is currently using about 1 million acre feet annually (including reservoir evaporation).

Considering the state's economic expansion and population growth, available water resources and the upcoming Colorado River negotiations, Utah legislators passed the Concurrent Resolution Concerning the Protection, Development and Beneficial Use of Utah's Colorado River Compact Allocation during the 2020 general session.

The resolution encourages the state and its water providers to "expeditiously develop and place to beneficial use wherever in the state the need may arise, the water apportioned to Utah under the compacts, consistent with the Law of the River; ... continue to explore and implement practices that promote water efficiency and water conservation; and ... coordinate and cooperate with the Department of the Interior, Bureau of Reclamation, and the other Colorado River basin states in the timely implementation of the Drought Control Plans and the completion of the re-consultation on the Colorado River Interim Guidelines, while ensuring that the state's lawful interest in Colorado River waters is fully protected."

"Utah's executive and legislative leadership agree that Utah's Colorado River water is essential to our future," said Cox. "We're committed as a state – with support of both government branches – to protect state rights as we work to solve the challenges of the river with our fellow Colorado River water users."

"We're confident Gene has the skills, expertise and resources needed to serve as Utah's representative on Colorado River issues," said Brian Steed, executive director of the Utah Department of Natural Resources. "We extend our full support to him recognizing the magnitude of this responsibility and its impact to our state."

Shawcroft has bachelor's and master's degrees in civil engineering from Brigham Young University and is a licensed professional engineer in Utah. He is active in various professional groups and serves on several governing boards in the water industry, including serving as a trustee for the Colorado River Water Users Association and board member of the National Water Resources Association.

Source URL: <https://www.uintahwater.org/home/news/gov-spencer-cox-appoints-new-colorado-river-commissioner>



GRANGER-HUNTER
IMPROVEMENT DISTRICT

Central Valley Water Reclamation Update– February 2021

Central Valley Water Reclamation Facility Monthly Cost Summary December 31, 2020

Description	Monthly Costs
Facility Operation	1,831,938
Pretreatment Field	74,492
Entity Lab Work	4,590
Net Lab Costs	67,771
Bond Trust Payment	453,062
Bond/Cash Capital	4,416,572
State Loan	3,300,600
Pay-as-you-go CIP	206,939
	10,355,964

Member Entity	O & M Monthly					
	Capital %	Average %	Pretreatment %	2017A Bond %	2017B Bond %	2019A Bond %
Cottonwood	18.3866%	15.5841%	6.96%	32.7511%	0.00%	30.1386%
Mt Olympus	22.8006%	23.9141%	24.19%	0.00%	0.00%	0.0000%
Granger-Hunter	22.9532%	25.5076%	21.64%	40.8854%	0.00%	37.6239%
Kearns	10.9200%	11.8422%	4.55%	0.00%	100.00%	17.8996%
Murray	8.7471%	7.4639%	16.20%	15.5807%	0.00%	14.3379%
South Salt Lake	6.0535%	4.6045%	24.60%	10.7828%	0.00%	0.0000%
Taylorville-Ben	10.1390%	11.0836%	1.86%	0.00%	0.00%	0.0000%
	100.0000%	100.0000%	100.0000%	100.0000%	100.00%	100.0000%

Calculation	Description	Cottonwood	Mount Olympus	Granger-Hunter	Kearns	Murray	South Salt Lake	Taylorville-Bennion	Total
Monthly flows % (Table 5)	Facility Operation	285,491.05	438,091.49	467,283.42	216,941.76	136,734.02	84,351.59	203,044.68	1,831,938.01
Directly reimbursable costs	Pretreatment Field	5,184.64	18,019.61	16,120.07	3,389.39	12,067.70	18,325.03	1,385.55	74,491.99
Directly reimbursable costs	Entity Lab Work	120.00	1,170.00	1,221.00	180.00	624.00	315.00	960.00	4,590.00
Monthly flows % (Table 5)	Net Lab Costs	10,561.50	16,206.82	17,286.76	8,025.58	5,058.36	3,120.52	7,511.47	67,771.01
	Total O & M	301,357.19	473,487.92	501,911.25	228,536.73	154,484.08	106,112.14	212,901.70	1,978,791.01
	2019 Bond Entity Capital Draws (Do not pay)	812,057.43	-	1,013,744.60	482,289.66	386,321.97	-	-	2,694,413.66
	State Loan Draws (Do not pay)	606,868.12	752,556.60	757,593.32	360,425.52	288,706.78	-	334,647.83	3,100,798.17
	State Loan SSL	-	-	-	-	-	199,801.82	-	199,801.82
	Cash Entity Capital	-	1,007,004.92	-	-	-	267,357.19	447,796.24	1,722,158.35
	Monthly CIP (pay-as-you-go)	38,049.05	47,183.33	47,499.12	22,597.74	18,101.16	12,527.05	20,981.55	206,939.00
	2017 A & B Bond Trust Payments	60,391.72	-	75,391.04	40,928.00	28,730.19	19,883.05	-	225,324.00
	2019A Bond Trust Payments	68,637.04	-	85,683.92	40,764.19	32,652.85	-	-	227,738.00
	Total Entity Bill for Month	468,435.00	1,527,676.17	710,485.33	332,826.66	233,968.28	605,681.25	681,679.49	4,560,752.18



Central Valley Water Reclamation Update– February 2021

Table 3

November-2020

Summary Of Loadings To The Central Valley Plant
Based On Data From Previous 12 Months

ENTITY	FLOW MGD	BOD Mg/l	BOD # Per Day	TSS Mg/l	TSS # Per Day
COTTONWOOD	6.38	239.18	12,735.19	261.95	13,947.51
MOUNT OLYMPUS	11.17	212.21	19,775.25	210.93	19,655.81
GRANGER-HUNTER	10.72	232.49	20,793.96	252.18	22,554.61
KEARNS	3.25	422.67	11,462.89	407.59	11,054.04
MURRAY	3.24	254.59	6,870.40	218.16	5,887.25
SOUTH SALT LAKE	1.95	311.40	5,060.29	188.13	3,057.16
TAYLORSVILLE-BENNION	4.27	289.31	10,312.83	259.84	9,262.37
TOTALS	40.99	254.51	87,010.81	249.85	85,418.74

Table 5

November-2020

Entities Share Of O&M Cost

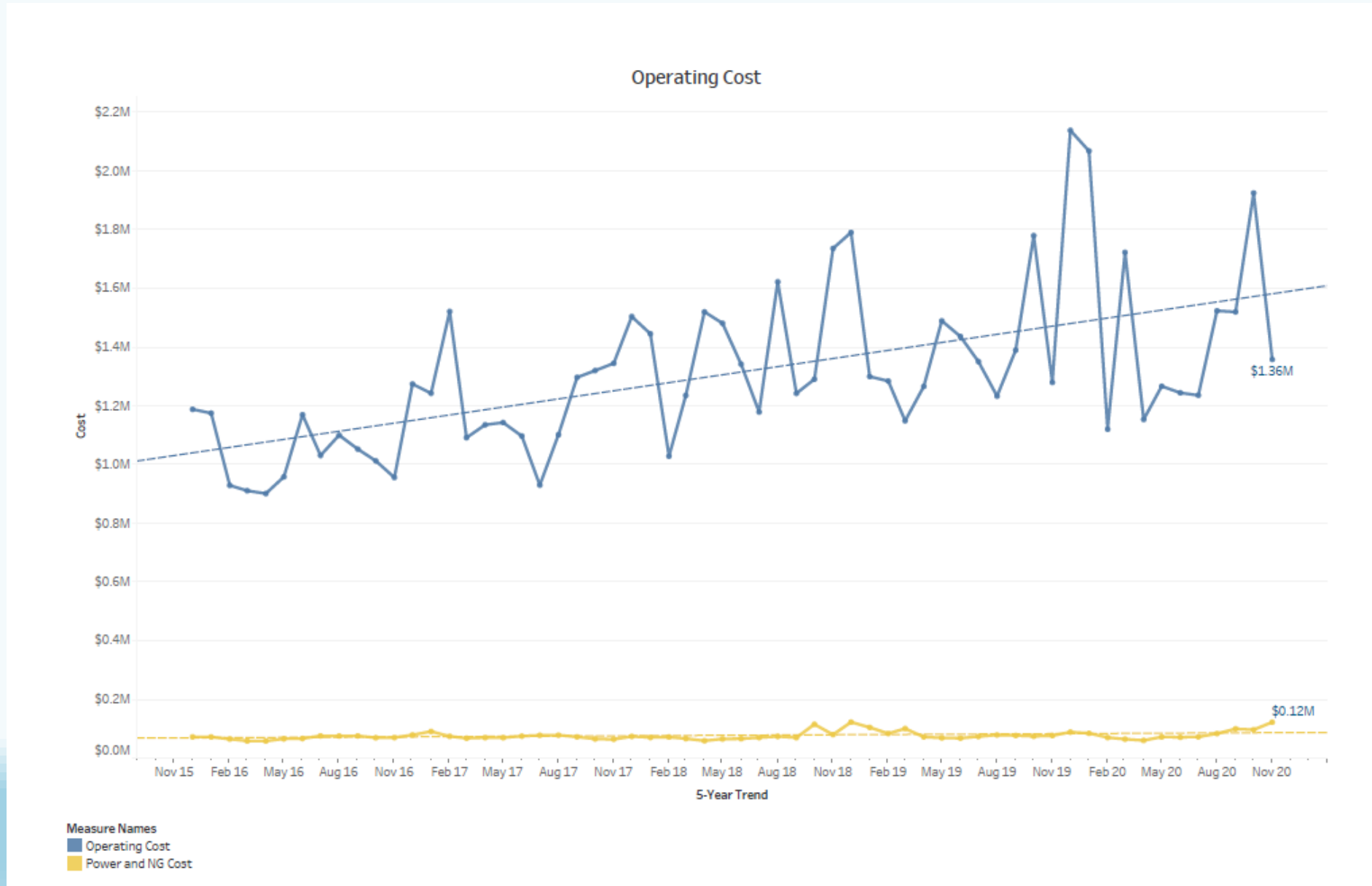
ENTITY	Percent Based On Flow	Percent Based On BOD	Percent Based On TSS	Percent Of Total O&M Cost's
COTTONWOOD	3.6601%	4.9048%	7.0192%	15.5841%
MOUNT OLYMPUS	6.4059%	7.6162%	9.8920%	23.914099%
GRANGER-HUNTER	6.1482%	8.0085%	11.3508%	25.507548%
KEARNS	1.8643%	4.4148%	5.5631%	11.8421%
MURRAY	1.8551%	2.6460%	2.9628%	7.4639%
SOUTH SALT LAKE	1.1171%	1.9489%	1.5385%	4.6045%
TAYLORSVILLE-BENNION	2.4504%	3.9719%	4.6614%	11.0836%
TOTALS	23.5011%	33.5111%	42.9879%	100.0000%

CVWRF Monthly Plant Performance Parameters

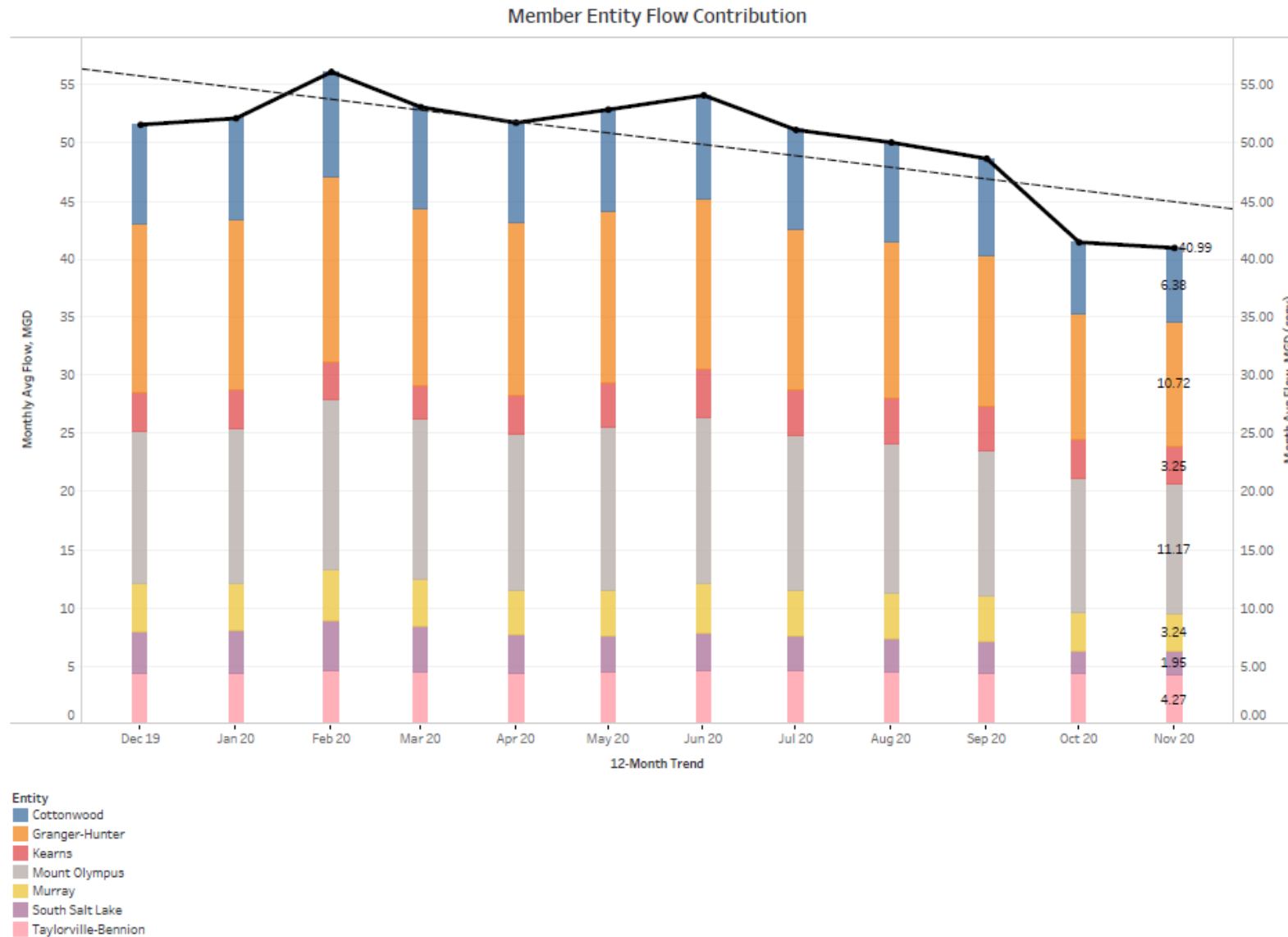
Parameter	2018 Monthly Average	2019 Monthly Average	12-Month Rolling Average	November-2020
MGD	50.3	54.5	50.9	44.6
MGD Capacity	75	75	75	75
Number of Employees	93	94	95	97
Overtime Man-Hours	127	167	249	371
Cost per MG	\$224	\$205	\$232	\$239
Cost to Treat a Ton of BOD	\$311	\$280	\$306	\$322
Cost to Treat a Ton of Suspended Solids	\$408	\$409	\$426	\$415
Kwh Used	2,368,309	2,461,506	2,684,744	2,696,326
Kwh Purchased	388,700	475,164	479,302	459,971
Decatherms Purchased	11,801	12,335	14,487	21,748
Cost per Kwh (incl. engine generated)	\$0.048	\$0.047	\$0.043	\$0.050
Net Disposal Cost of Dried Sludge per Ton	\$150	\$160	\$178	\$207
Cubic Feet of Digester Gas Produced	25,746,667	22,883,399	19,002,357	17,469,300
Pounds of Polymer per Ton of Processed Sludge	14.7	12.7	13.8	12.6



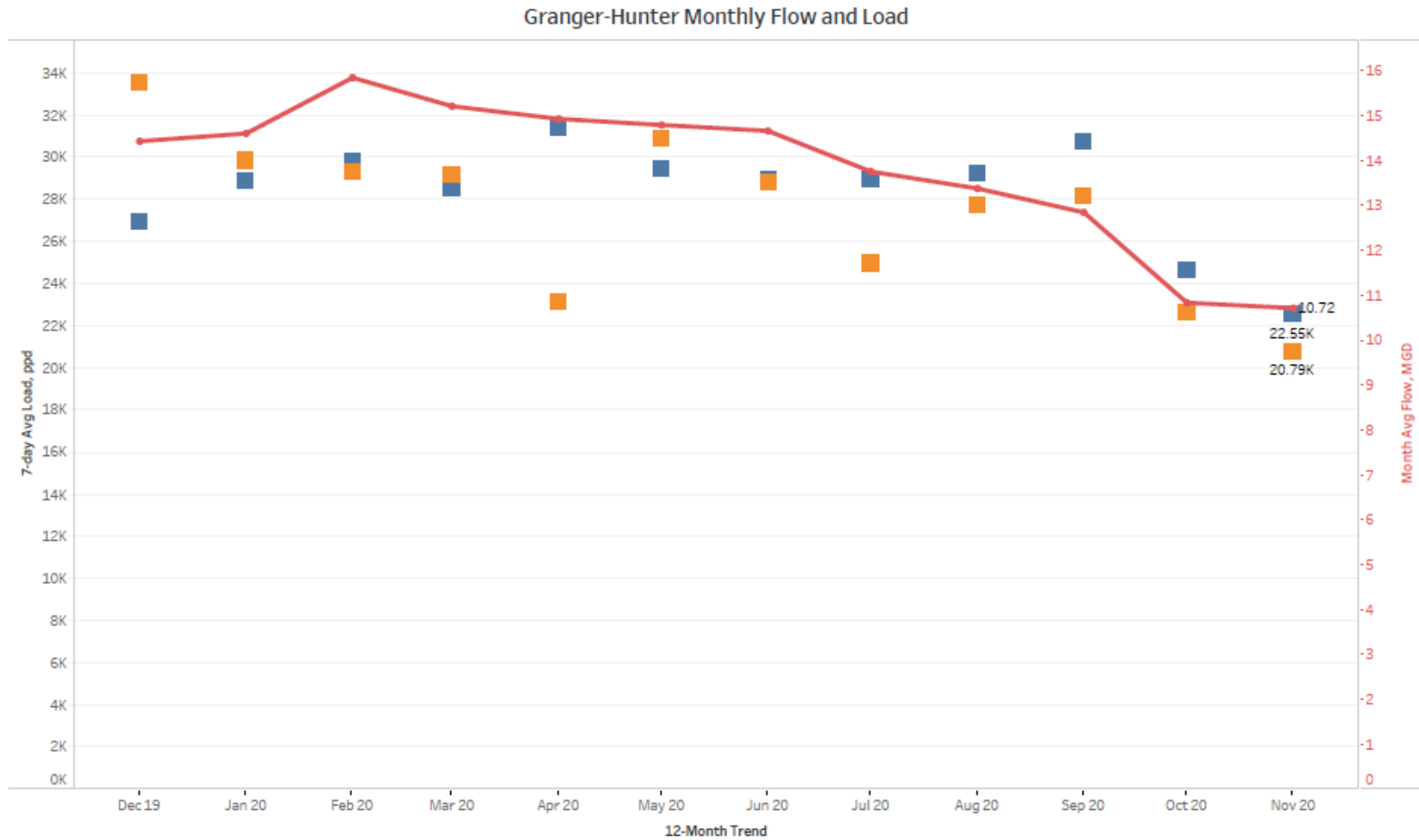
Central Valley Water Reclamation Update– February 2021



Central Valley Water Reclamation Update– February 2021



Central Valley Water Reclamation Update– February 2021

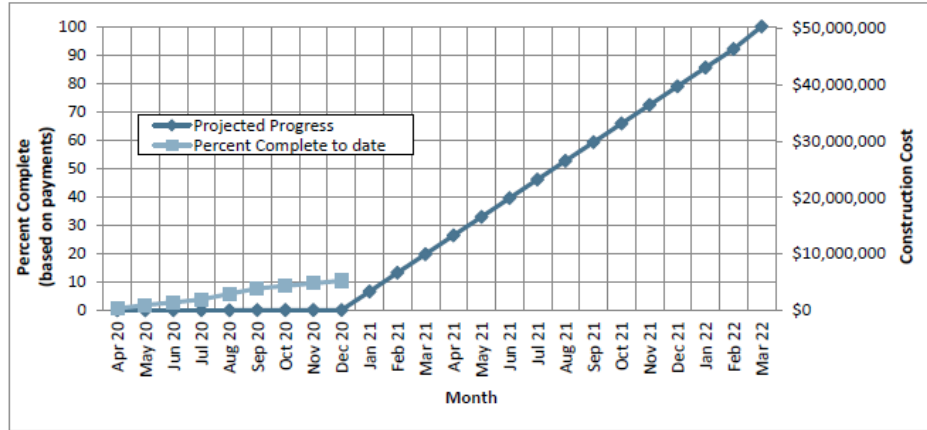


Measure Names
■ Sum of Monthly Avg Entity Flows
■ 7-day Avg BOD load
■ 7-day Avg TSS load

Central Valley Water Reclamation Update– February 2021

January 2021

Project Progress and Payment Summary



Blower Building (CC 30A)

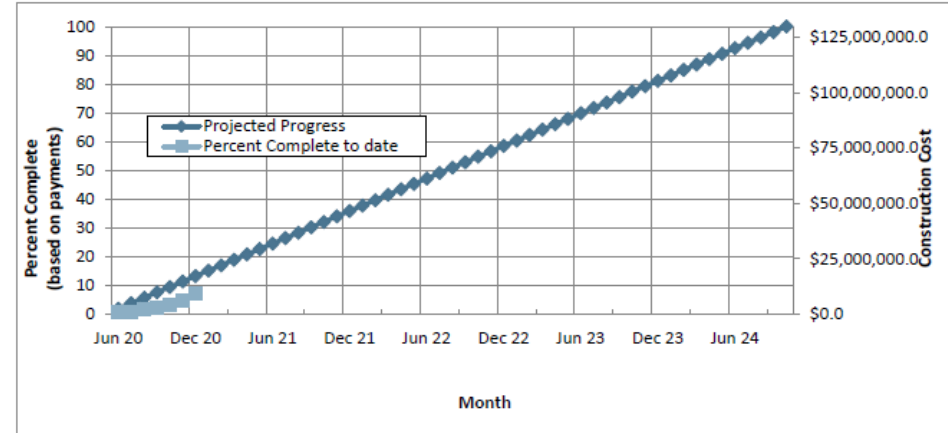
Notice to Proceed Date:	April 27, 2020	Original Completion Time:	730 Days
Original Completion Date:	April 27, 2022	Total Approved Time extension:	7 Days
Final Completion Date:	July 3, 2022	Current Completion Time:	737 Days
Percent Complete to Date:	11.01%	Percent of Time Elapsed:	36.22%

Payment Summary

	This Month	To Date	
Earning of Work and Materials:	\$481,993.00	\$5,463,198.11	
Partial Release of Retentions	\$0.00	\$0.00	
Left on Retention	\$24,099.65	\$273,159.91	
Total:	\$457,893.35	\$5,190,038.20	
Previous Payments:		\$4,732,144.85	
Payment This Month		\$457,893.35	
Original Contract Amount:	\$49,479,499.00	Change Orders Approved:	8
Change Order Percentage of	0.25%	Change Order Amount to date:	\$121,645.14
Current Contract Amount:	\$49,601,144.14		

January 2021

Project Progress and Payment Summary



BNR Basins/PEPS/RAS Selector (CC 30B)

Notice to Proceed Date:	July 20, 2020	Original Completion Time:	1491 Days
Original Completion Date:	August 19, 2024	Total Approved Time extension:	0 Days
Final Completion Date:	November 18, 2024	Current Completion Time:	1491 Days
Percent Complete to Date:	7.11%	Percent of Time Elapsed:	12.27%

Payment Summary

	This Month	To Date	
Earning of Work and Materials:	\$3,295,350.00	\$9,236,300.00	
Partial Release of Retentions	\$0.00	\$0.00	
Left on Retention	\$164,767.50	\$461,815.00	
Total:	\$3,130,582.50	\$8,774,485.00	
Previous Payments:		\$7,750,242.50	
Payment This Month		\$3,130,582.50	
Original Contract Amount:	\$123,267,681.00	Change Orders Approved:	0
Change Order Percentage of	0.00%	Change Order Amount to date:	\$0.00
Current Contract Amount:	\$123,267,681.00		

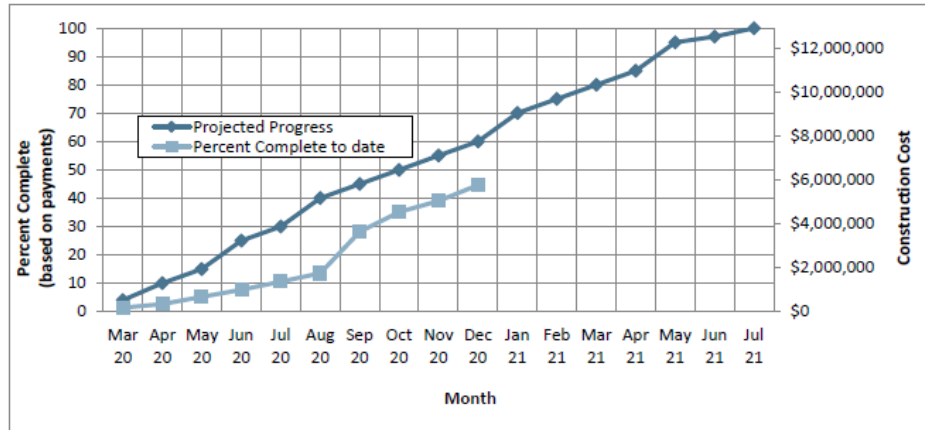


Central Valley Water Reclamation Update– February 2021

January 2021

Project Progress and Payment Summary

This section presents important data concerning payments authorized, change orders, progress status, and percent of work completed. A progress curve is used as a graphical representation of the general progress of work and its relationship to the amount of contract time elapsed.



Headworks Improvement Progress

Notice to Proceed Date:	March 24, 2020	Original Completion Time:	480 Days
Original Completion Date:	July 17, 2021	Total Approved Time extension:	26 Days
Final Completion Date:	August 12, 2021	Current Completion Time:	506 Days
Percent Complete to Date:	46.13%	Percent of Time Elapsed:	67.48%

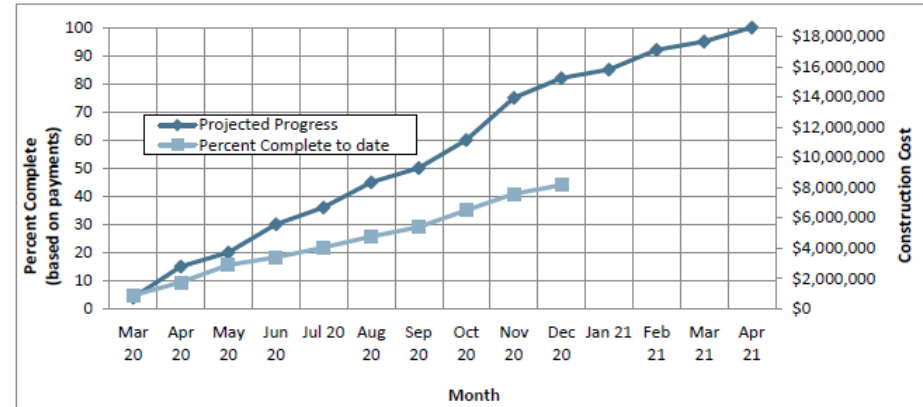
Payment Summary

	This Month	To Date
Earning of Work and Materials:	\$675,362.80	\$5,396,081.67
Partial Release of Retentions	\$0.00	\$0.00
Left on Retention	\$33,759.14	\$269,804.08
Total:	\$641,594.66	\$5,126,277.59
Previous Payments:		\$4,909,829.59
Payment This Month		\$641,594.66
Original Contract Amount:	\$12,966,158.67	
Change Order Percentage of Original Contract Amount:	-9.78%	
Current Contract Amount:	\$11,698,464.35	
Change Orders Approved:	5	
Change Order Amount to date:	\$-1,267,694.32	

January 2021

Project Progress and Payment Summary

This section presents important data concerning payments authorized, change orders, progress status, and percent of work completed. A progress curve is used as a graphical representation of the general progress of work and its relationship to the amount of contract time elapsed.



3 Water Improvement Progress

Notice to Proceed Date:	March 16, 2020	Original Completion Time:	425 Days
Original Completion Date:	March 16, 2021	Total Approved Time extension:	0 Days
Final Completion Date:	May 15, 2021	Current Completion Time:	425 Days
Percent Complete to Date:	44.63%	Percent of Time Elapsed:	84.66%

Payment Summary

	This Month	To Date
Earning of Work and Materials:	\$570,115.75	\$7,537,421.88
Partial Release of Retentions	\$0.00	\$0.00
Left on Retention	\$28,505.78	\$405,376.88
Total:	\$541,609.96	\$7,702,160.75
Previous Payments:		\$7,160,550.79
Payment This Month		\$541,609.96
Original Contract Amount:	\$18,670,490.00	
Change Order Percentage of Original Contract Amount:	-2.71%	
Current Contract Amount:	\$18,164,326.00	
Change Orders Approved:	3	
Change Order Amount to date:	\$-506,164.00	

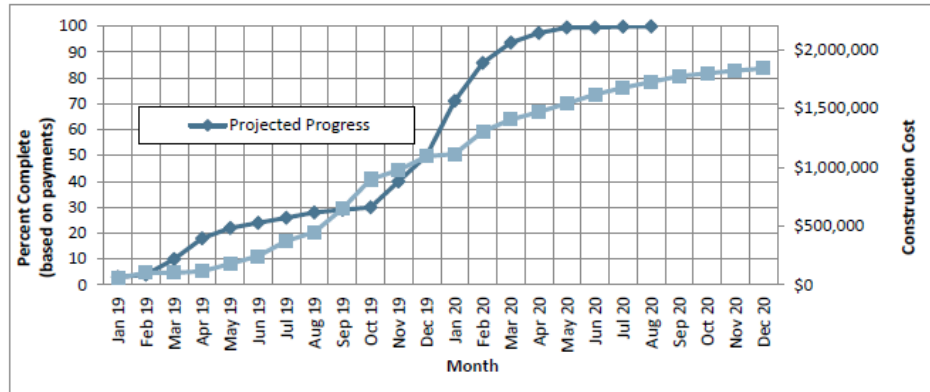


Central Valley Water Reclamation Update– February 2021

January 2021

Project Progress and Payment Summary

This section presents important data concerning payments authorized, change orders, progress status, and percent of work completed. A progress curve is used as a graphical representation of the general progress of work and its relationship to the amount of contract time elapsed.



Cogen Electrical Systems

Notice to Proceed Date:	December 15, 2018	Original Completion Time:	730 Days
Original Completion Date:	December 14, 2020	Total Approved Time extension:	30 Days
Final Completion Date:	TBD	Current Completion Time:	760 Days
Percent Complete to Date:	82.89%	Percent of Time Elapsed:	104.60%

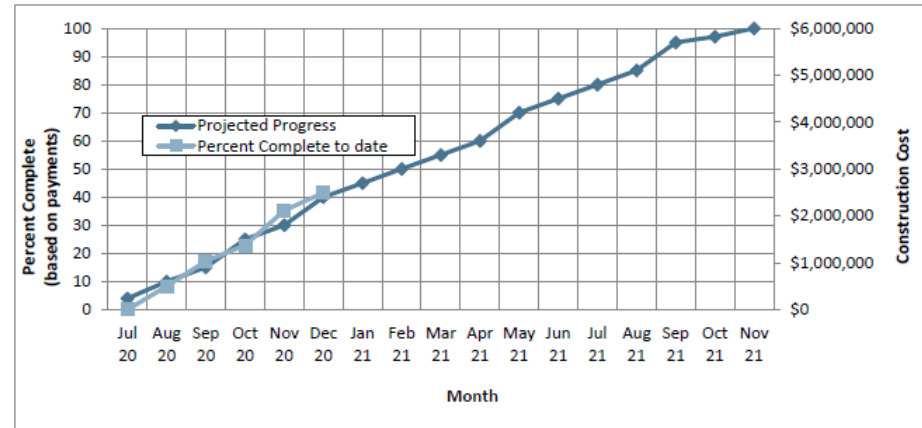
Payment Summary

	This Month	To Date	
Earning of Work and Materials:	\$20,000.00	\$1,939,914.19	
Partial Release of Retentions	\$0.00	\$0.00	
Left on Retention	\$1,000.00	\$71,802.96	
Total:	\$19,000.00		
Previous Payments:		\$1,849,111.23	
Payment This Month		\$19,000.00	
Original Contract Amount:	\$1,985,780.00	Change Orders Approved:	3
Change Order Percentage of Original Contract Amount:	17.95%	Change Order Amount to date:	\$354,334.19
Current Contract Amount:	\$2,340,114.19		

January 2021

Project Progress and Payment Summary

This section presents important data concerning payments authorized, change orders, progress status, and percent of work completed. A progress curve is used as a graphical representation of the general progress of work and its relationship to the amount of contract time elapsed.



Digester #3 & #4 Cover Replacement Project

Notice to Proceed Date:	July 27, 2020	Original Completion Time:	330/450/480 Days
Original Completion Date:	June 21, 2021	Total Approved Time extension:	0 Days
Final Completion Date:	November 18, 2021	Current Completion Time:	330/450/480 Days
Percent Complete to Date:	43.70%	Percent of Time Elapsed:	39.11%

Payment Summary

	This Month	To Date	
Earning of Work and Materials:	\$391,416.63	\$2,598,137.63	
Partial Release of Retentions	\$0.00	\$0.00	
Left on Retention	\$19,570.83	\$129,906.88	
Total:	\$371,845.80	\$2,468,230.75	
Previous Payments:		\$2,096,384.95	
Payment This Month		\$371,845.80	
Original Contract Amount:	\$5,945,000.00	Change Orders Approved:	0
Change Order Percentage of Original Contract Amount:	0.00%	Change Order Amount to date:	\$0.00
Current Contract Amount:	\$5,945,000.00		



Legislative Update– February 16, 2021

HB 13

School and Child Care Center Water Testing

Rep. Handy

This bill defines the requirements for schools and child care facilities for testing of lead in the drinking water. There is a fiscal note attached to this bill in the amount of \$2M over three years. The status is currently in the House Rules Committee.

This bill will assist schools with the financial burden from upcoming federal legislation to test for lead and copper.

HB 82

Single-family Housing Modifications

Rep. Ward

This bill will allow residents in single-family dwellings, within their primary dwelling footprint, be able to add ADU's (Accessory Dwelling Unit) for the purpose of offering long-term rental. The intent is to assist with housing needs throughout the state. This bill received favorable recommendation from the House Business and Labor Committee. It is currently in the 3rd Substitute draft.

HB 98

Local Government Building Regulation Amendment

Rep. Ray

This bill allows a building permit applicant to opt out of certain local building inspections and plan review requirements; allows an independent building inspector to issue a certificate of occupancy to a building permit applicant in certain circumstances; and prohibits a municipality or county from regulating certain building design elements.

The bill is supported by the development community and is derived from frustration on the length of time for plan reviews . This bill is opposed by both UASD (Utah Association of Special Districts) and ULCT (Utah League of Cities and Towns).

HB 107

Subdivision Plat Amendments

Rep. Ferry

This bill was developed and endorsed by the Utah Water Task Force. It modifies the recording of a subdivision plat. It requires the owner of land seeking a land use authority for permission to record a subdivision plat to describe certain water conveyance facilities and notify the owners of those facilities before submitting the plat for approval. It is an attempt to involve the owners of the water conveyance facilities in the approval process for plat approval. It has been assigned to the House Natural Resource Committee with hope to receive favorable recommendation from the standing committee.



Legislative Update– February 16, 2021

HB 128

Local Accumulated Fund Balance Amendments

Rep. Winder

This bill increases the maximum accumulated fund balance allowed in a political subdivision's general fund (from 75% to 100% of total revenue). This has passed the House and has received a favorable recommendation from the Senate Government Operations and Political Subdivisions Committee.

HB 144

Water Pricing Structure

Rep. Moss

This bill requires retail water providers to consider lot sizes of customers. The bill was vetted during the summer at the Utah Water Task Force, the Legislative Water Development Commission, and the Interim Natural Resource Committee. It was not endorsed by any of these bodies. Murray City has used the legislative requirement for water pricing as justification for an increasing tiered rate structure that is causing concerns by constituents of Rep. Moss with large, landscaped lots. Tiered rate structures are intended to provide a pricing signal to users to encourage efficient use. The bill is still in the House Rules Committee.

HB 208

Water Quality Act Amendments

Rep. Ray

This bill attributes to an organization the actions of an individual acting wholly within the individual's employment with the organization; provides that an individual acting wholly within the individual's employment with an organization is not subject to certain legal actions. The bill has passed the House and is in the Senate Committee.

HB 243

Privacy Protection Amendments

Rep. Gibson

This bill authorizes the state auditor to appoint and oversee a data privacy officer and the members of the Personal Privacy Oversight Committee; authorizes the state auditor to require government entities to halt the use of certain technologies or privacy policies; and authorizes the data privacy officer to review the data privacy practices of government entities. This bill has received a favorable recommendation from the House Government Operations Committee and is in the 3rd reading in the House.



Legislative Update– February 16, 2021

HB 273

Single-Family Housing Amendments

Rep. Peterson

Similar to HB 82, this bill seeks to modify the single-family ADU requirements. This is still in the House Committee.

HB 274

Government Records Transparency Act

Rep. Seegmiller

This bill requires a government agency to make an annual report to the state auditor regarding: the government agency's collection, use, and disclosure of personal identifying information; any misuse or improper disclosure of personal identifying information; and measures taken to notify individuals of any misuse or improper disclosure.

This bill is currently in the House Rules Committee.

HB 293

Open Meeting Minutes Amendments

Rep. Peterson

This bill requires a public body to post to the state public notice website a copy of the approved minutes and any public materials distributed at the meeting.

This bill is currently in the House Government Operations Committee.

HB 297

Colorado River Amendments

Rep. Wilson

This bill enacts the Colorado River Authority of Utah Act. The authority would be composed of six authority members, one of those representatives would be appointed by the board of trustees of the Central Utah Water Conservancy District. House and Senate Leadership are sponsoring the bill. There is a fiscal not attached to this bill of one time \$9M and ongoing \$600,000 /year.

The bill received a favorable recommendation from the House Committee.



Legislative Update– February 16, 2021

HB 308

COVID-19 Vaccine Amendments

Rep. Spendlove

This bill prohibits a governmental entity from requiring that an individual receive a vaccine for COVID-19. This bill is in the House Rules Committee.

SB 18

Property Tax Exemption Amendments

Sen. Harper

This bill requires a public body to post to the state public notice website a copy of the approved minutes and any public materials distributed at the meeting.

This bill is currently in the House Government Operations Committee.

SB 72

Open and Public Meetings Amendments

Sen. Fillmore

This bill prohibits a vote in a closed meeting, except to end the closed portion of the meeting; provides that a motion to end the closed portion of the meeting may be approved by a majority vote.

This bill passed the Senate and has received a favorable recommendation from the House of Government Operations Committee.



Legislative Update– February 16, 2021

SB 125

Open and Public Meetings Act Amendments

Sen. Buxton

This bill modifies provisions relating to the convening of an electronic meeting; requires a public body convening an electronic meeting to provide facilities at an anchor location for the public to attend the meeting; and makes exceptions to the requirement to provide facilities at an anchor location.

This bill passed the Senate and is in the House Government Operations Committee.

SB 151

Governmental Immunity Act Notice of Claim

Sen. Weiler

This bill allows for a notice of claim the use of any form of signature recognized by law as binding; allows a notice of claim to be sent by email; and requires a governmental entity to provide an email address.

This bill received a favorable recommendation from the Senate Judiciary Committee. It is currently in the 2nd reading on the Senate floor.

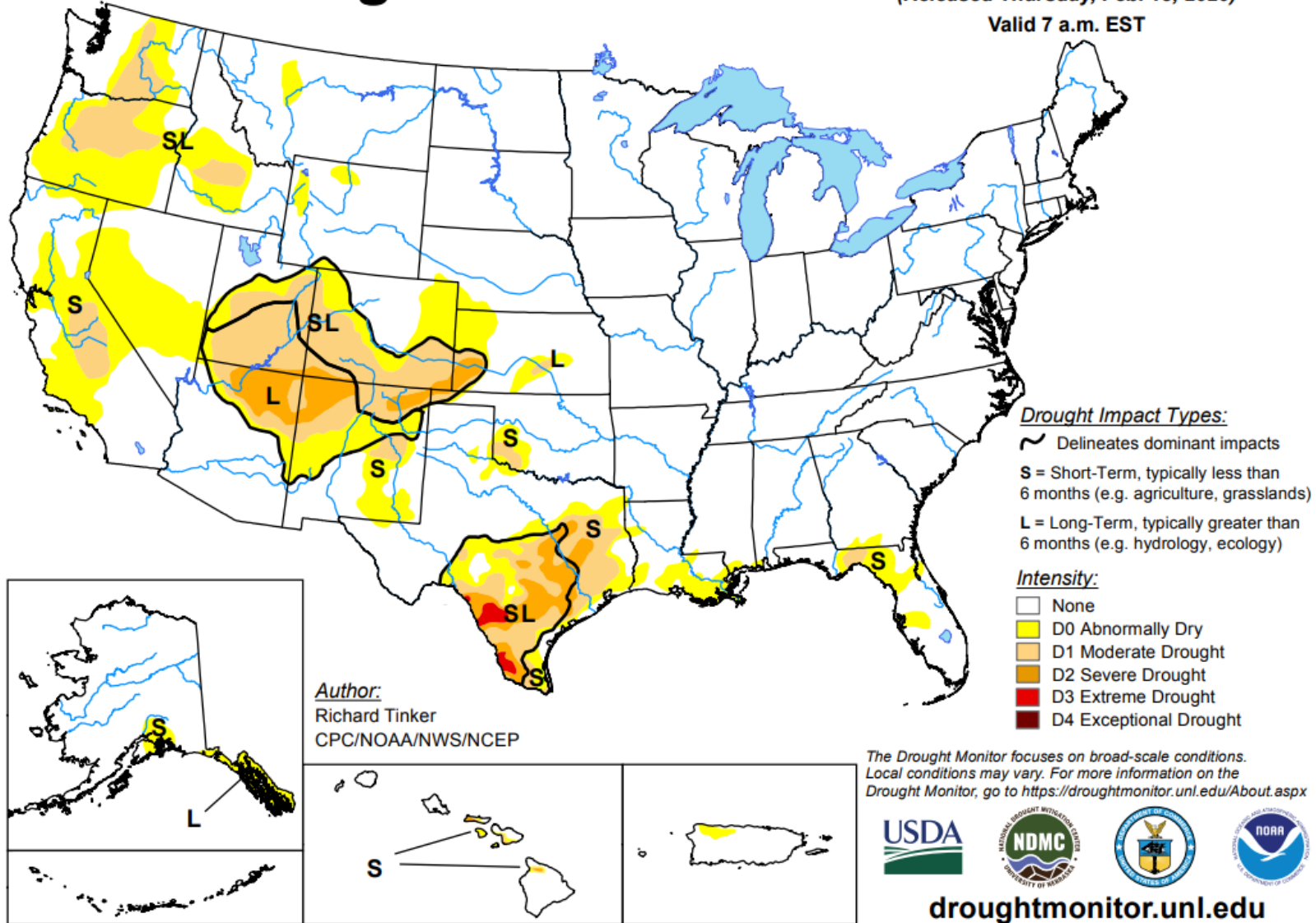


U.S. Drought Monitor

February 11, 2020

(Released Thursday, Feb. 13, 2020)

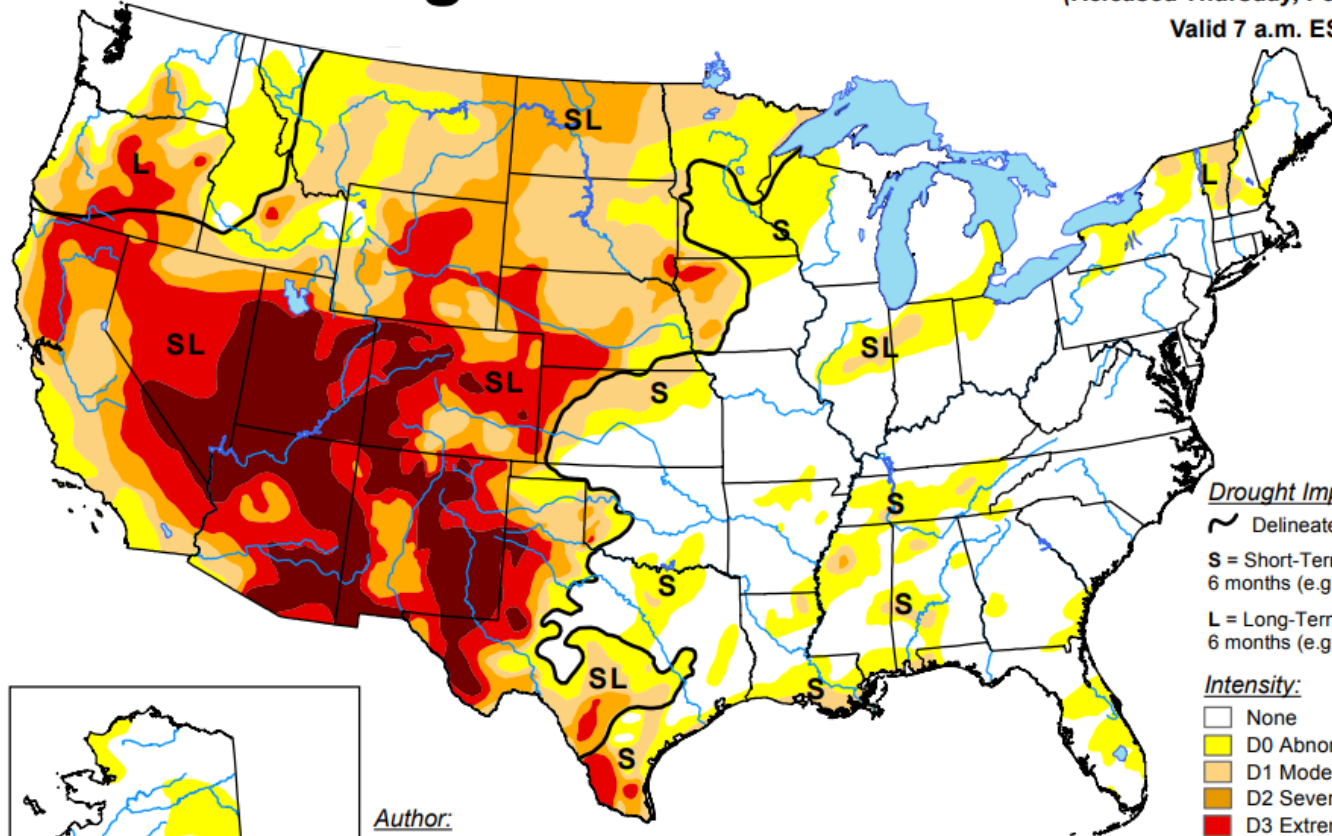
Valid 7 a.m. EST



droughtmonitor.unl.edu

U.S. Drought Monitor

February 9, 2021
(Released Thursday, Feb. 11, 2021)
Valid 7 a.m. EST

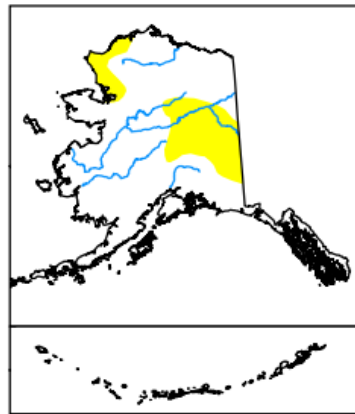


Drought Impact Types:

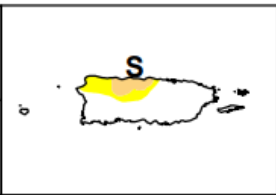
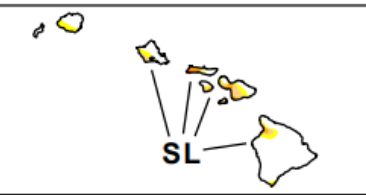
- ~ Delineates dominant impacts
- S = Short-Term, typically less than 6 months (e.g. agriculture, grasslands)
- L = Long-Term, typically greater than 6 months (e.g. hydrology, ecology)

Intensity:

- None
- D0 Abnormally Dry
- D1 Moderate Drought
- D2 Severe Drought
- D3 Extreme Drought
- D4 Exceptional Drought



Author:
Brad Rippey
U.S. Department of Agriculture

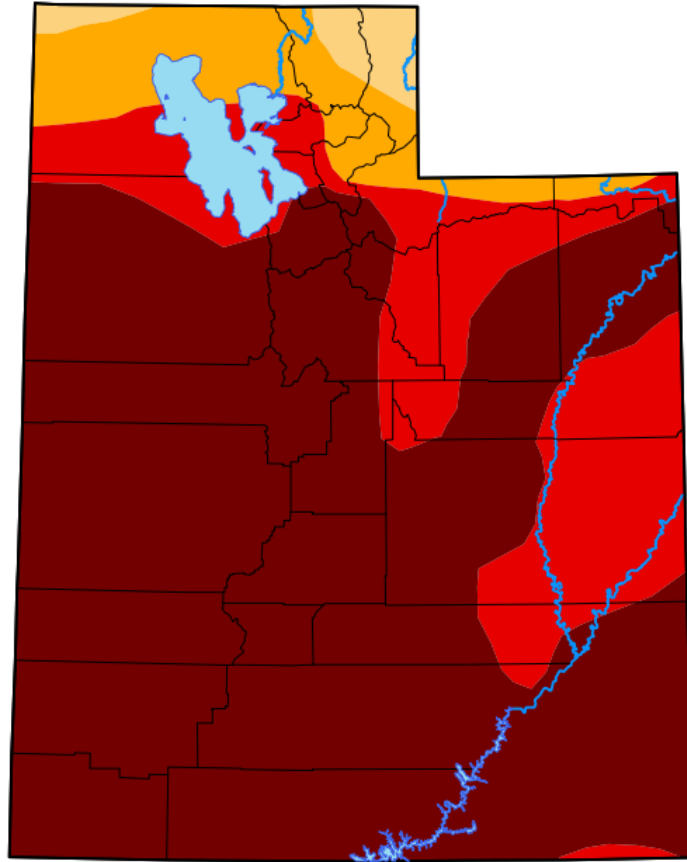


The Drought Monitor focuses on broad-scale conditions. Local conditions may vary. For more information on the Drought Monitor, go to <https://droughtmonitor.unl.edu/About.aspx>



droughtmonitor.unl.edu

U.S. Drought Monitor Utah



February 9, 2021
(Released Thursday, Feb. 11, 2021)
Valid 7 a.m. EST

Drought Conditions (Percent Area)

	None	D0-D4	D1-D4	D2-D4	D3-D4	D4
Current	0.00	100.00	100.00	98.13	90.24	69.68
Last Week <i>02-02-2021</i>	0.00	100.00	100.00	98.13	90.24	69.68
3 Months Ago <i>11-10-2020</i>	0.00	100.00	100.00	93.20	87.26	31.77
Start of Calendar Year <i>12-29-2020</i>	0.00	100.00	100.00	97.38	90.11	68.56
Start of Water Year <i>09-29-2020</i>	0.00	100.00	99.62	93.20	87.26	12.80
One Year Ago <i>02-11-2020</i>	29.77	70.23	55.38	1.33	0.00	0.00

Intensity:

- None
- D0 Abnormally Dry
- D1 Moderate Drought
- D2 Severe Drought
- D3 Extreme Drought
- D4 Exceptional Drought

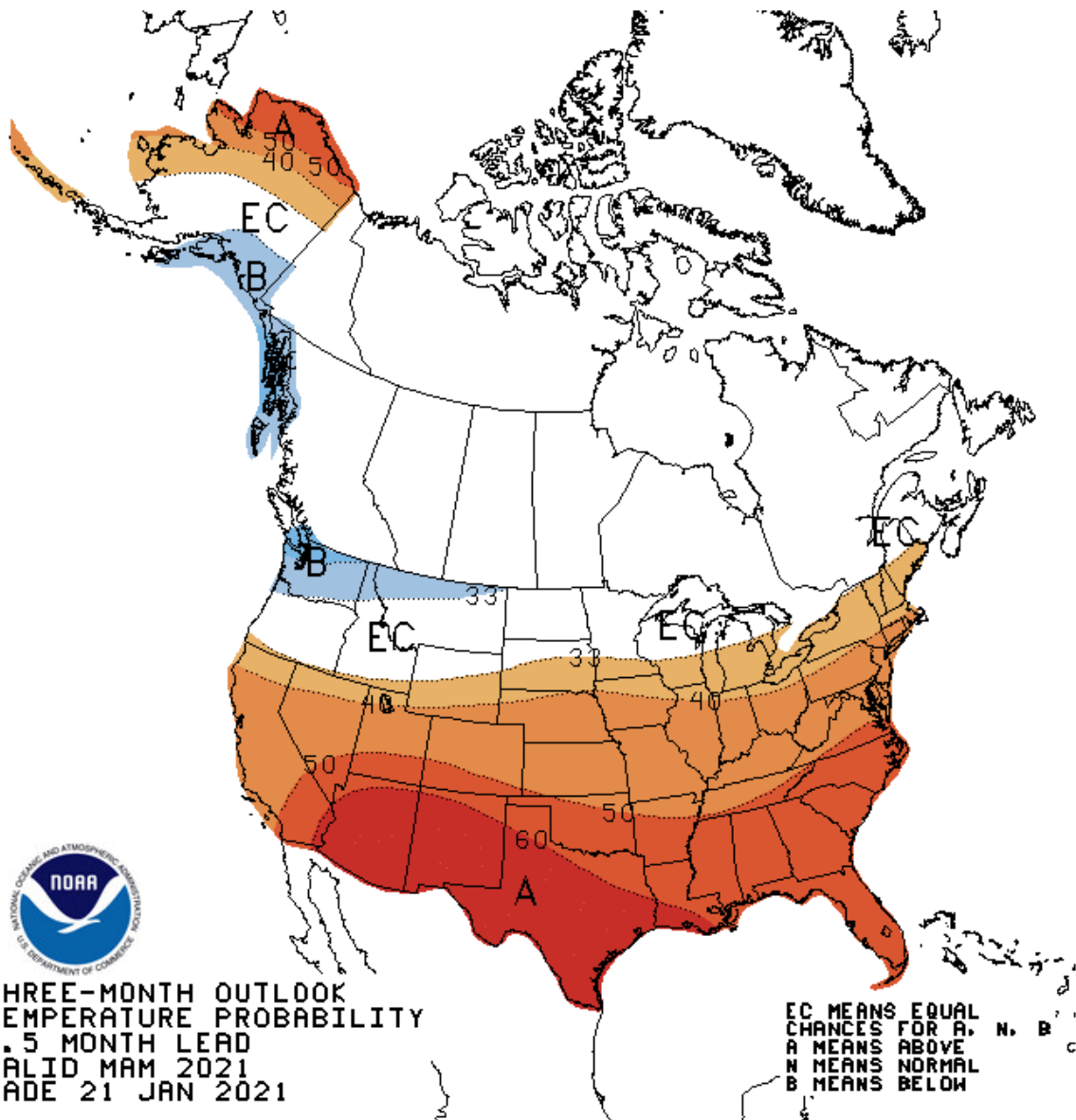
The Drought Monitor focuses on broad-scale conditions. Local conditions may vary. For more information on the Drought Monitor, go to <https://droughtmonitor.unl.edu/About.aspx>

Author:

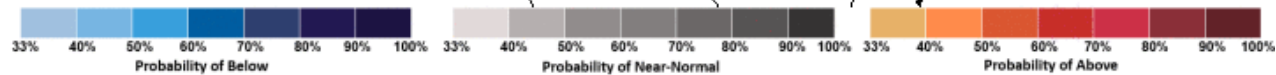
Brad Rippey
U.S. Department of Agriculture

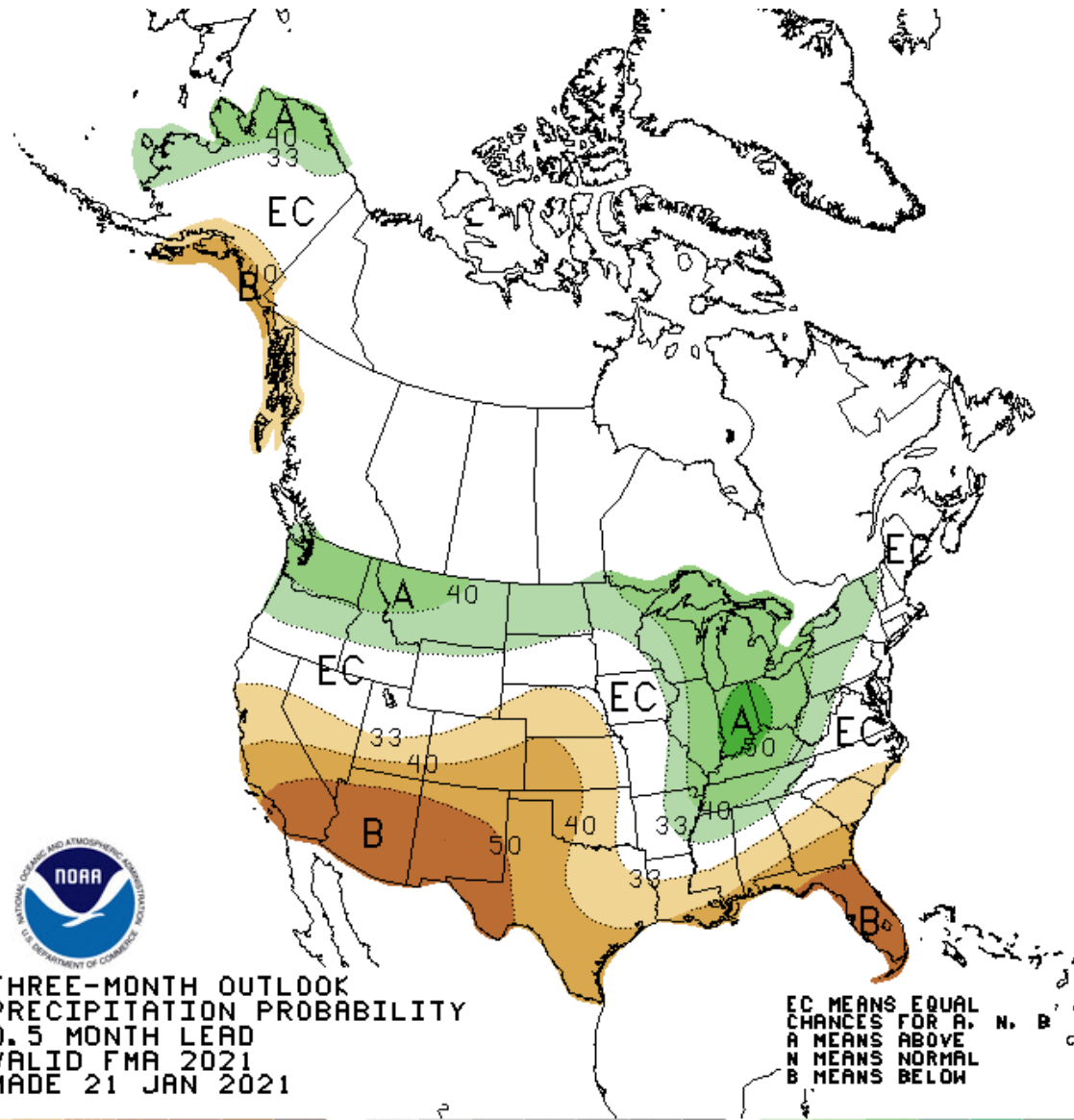


droughtmonitor.unl.edu

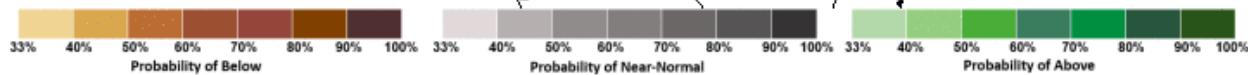


THREE-MONTH OUTLOOK
TEMPERATURE PROBABILITY
1.5 MONTH LEAD
VALID MAM 2021
MADE 21 JAN 2021





THREE-MONTH OUTLOOK
 PRECIPITATION PROBABILITY
 0.5 MONTH LEAD
 VALID FMA 2021
 MADE 21 JAN 2021



COVID-19 Vaccination Update

Priority Groups:

- **Current** – vaccinations that are in progress, Healthcare Workers, School Staff, Age Based – 70+
- **Starting March 1st** - Utahns between the ages of 65-69 and 18 or older with approved medical conditions (400k)
- **Starting in April** – Other Age Groups, Additional Underlying Medical Conditions, and those in Congregate Settings
- **All Utahns** - Later this spring or summer (April – July)

Vaccine Distribution Timing:

- Highly dependent upon number of vaccines received and efficiency of distribution
- ~480k doses administered to date with a portion being second doses (~25.3%)

Frequently Asked Questions:

- Required? Vaccination, for the time being, can be required by employers of staff, most opting for strong encouragement
- Had COVID? If you've had COVID-19 within 90 days – discouraged from getting vaccine
- Side Effects? Can include slight fever, headache, soreness that go away in a couple days

Vaccine distribution timeline*

March (continued)

- Severe chronic respiratory disease (other than asthma): including severe chronic obstructive pulmonary disease, fibrosing lung disease, bronchiectasis or cystic fibrosis
- Neurologic conditions that impair respiratory function including: motor neuron disease, myasthenia gravis, multiple sclerosis, Parkinson's disease, cerebral palsy, quadriplegia or hemiplegia, progressive cerebellar disease, epilepsy, Down syndrome
- Stroke and dementia (Alzheimer's, vascular, frontotemporal)
- Asplenia including splenectomy or a spleen dysfunction, including sickle cell disease

Approximately 400,000 Utah residents will qualify for a COVID-19 vaccine in one of these categories.

April-July

- Tribal reservation communities
- Additional Utahns based on age (prioritization to be determined)
- Utahns with underlying medical conditions
- Additional Utahns living in congregate care settings (prioritization to be determined)
- Racial and ethnic groups at higher-risk
- All Utahns

*Subject to change based on vaccine availability



COVID-19 Vaccination Update

Anticipated US Vaccination Rates:

Herd Immunity Discussion:

- Vaccine Rate of general population for Herd Immunity to develop
 - CDC Stating Unknown at this point (January 25, 2021)
 - Scientific Consensus ~70% (Mayo Clinic, Epidemiologists)
 - ~40% of Population with Antibodies (CDC)

US Vaccination Rate Estimations:

- National Center for Biotechnology Information (NCBI) – Nationwide Survey Published January 9, 2021
 - **62.2% Likely to Get Vaccinated**
 - 14.8% Unlikely to Get Vaccinated
 - 23.0% Unsure
- Concerns – Causes / Justifications for Not:
 1. Dangerous Side Effects
 2. Might be Allergic
 3. Vaccine Likely Ineffective
 4. Prefer Immunity from Infection
 5. Healthy / Low Risk

District Workplace Vaccination Program:

- Inline with CDC Guidelines
- To Focus on –
 - Education
 - Organized Protocol for Vaccine Administration
 - Include CDC Vaccination Communication Toolkit for Essential Workers

Operations Plan:

- Continued Heightened Prevention
- Operations Risk Management

7 facts you need to know about COVID-19 vaccines



Fact #1 COVID-19 vaccines don't give you COVID-19.

COVID-19 vaccines don't contain any part of the virus, so it can't cause you to get COVID-19. COVID-19 vaccines protect you from the virus. You may get side effects after you get vaccinated, like a sore arm or fever. These are normal and common.



Fact #2 COVID-19 vaccines are safe, even though they were developed quickly.

No steps were skipped developing COVID-19 vaccines. Scientists around the world have been working on this technology for more than a decade. This is why it was possible to make a safe and effective vaccine available very quickly.



Fact #3 COVID-19 vaccines may protect you against more than one strain of the virus.

Viruses change, or develop small mutations, over time. Data shows COVID-19 vaccines are effective against the strains we've seen so far of the virus that causes COVID-19.



Fact #4 COVID-19 vaccines don't change your DNA.

COVID-19 vaccines are mRNA vaccines and don't interact with your DNA in any way. They trigger an immune response that creates antibodies to protect you from getting infected with COVID-19.



Fact #5 COVID-19 vaccines have not been linked to infertility or miscarriage.

COVID-19 hasn't caused infertility in women who've had the virus, so there's no reason to think the vaccine would cause it. No other vaccine has ever been found to increase any risks for unborn or breastfed babies, or for pregnancies. There was some information spread online that was **not true**; saying that the protein in the vaccine attacks a protein in the placenta. **This is not true.** The small number of amino acids in the two proteins would not cause that effect. COVID-19 vaccines haven't been tested in pregnant women, but pregnant women do get vaccinated for other illnesses during pregnancy. Pregnant women have an increased risk for severe illness from COVID-19 and there is a chance you could give COVID-19 to your baby after he or she is born. Talk to your doctor to see if you should get vaccinated.



Fact #6 COVID-19 vaccines don't contain microchips or tracking devices.

Misinformation that COVID-19 vaccines contain microchips or tracking devices **has been proven false.** We know exactly what is in each vaccine. The list of ingredients in each vaccine can be found [online](#).



Fact #7 People with chronic diseases or conditions should get vaccinated as soon as it is your turn to get the vaccine.

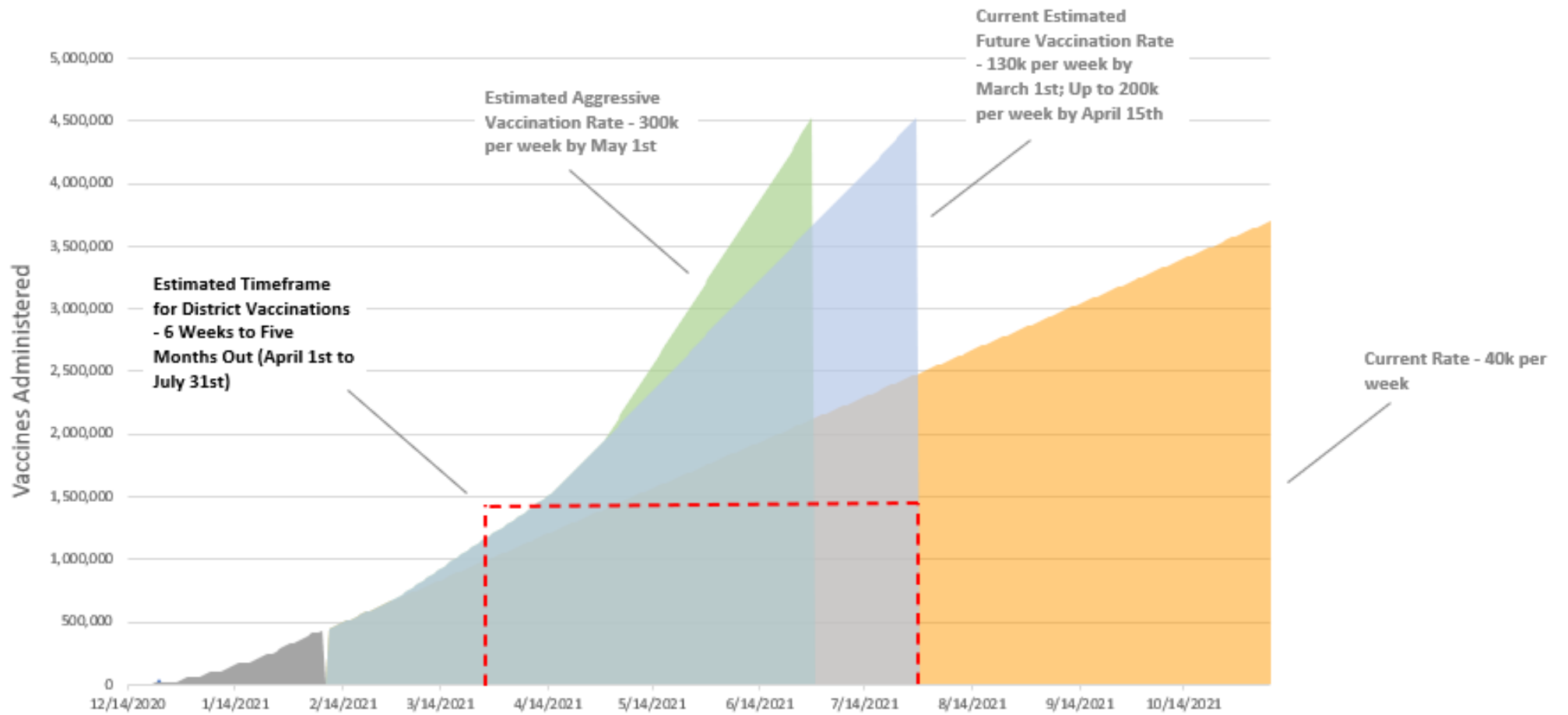
If you have a chronic disease, like diabetes, you are at higher risk of severe illness from COVID-19. COVID-19 vaccines are safe and effective for people with chronic diseases or conditions.



Coronavirus.Utah.gov/Vaccine



GRANGER-HUNTER
MANAGEMENT DISTRICT



* District estimations based on most recent information available. Solely for expectations management and operational optimization purposes.

COVID-19 Vaccination Update



GRANGER-HUNTER
IMPROVEMENT DISTRICT

Meter Purchase Approval

Purchase Description: During the 2021 Budget, the board approved funds for meter purchases. Meters are purchased through Mountainland Supply because they are the only local source for meters that are compatible with our existing system.

Meter Use:

1. The GHID Engineering Department has requested the following Omni meters for Vault Replumbs in 2021: (5) 6" meters, (1) 10" meter, (2) 4" meters and (8) 2" meters totaling \$44,725.49.
2. The Meter Department will replace 77 large meters that are old and cannot be converted to gallons, and purchase 30 meters for new development projects in 2021 totaling \$99,350.63.
3. Meter parts are needed to repair aging and stopped meters. The GHID Meter Department has requested the following: (451) $\frac{3}{4}$ Registers, (20) Ford Meter Adapters and (150) Ford Gaskets totaling \$32,291.82.

Approval Requested: Consider approval for the purchase of meters and meter parts to Mountainland Supply Company in the amount of \$176,367.94.




GRANGER-HUNTER
 IMPROVEMENT DISTRICT

REVENUES
Preliminary

	Actual 1/31/2020	Amended Budget 2020	% of Budget	Actual 1/31/2021	Budget 2021	% of Budget
REVENUES						
Operating Revenues:						
Water Sales	\$ 969,546	\$ 19,728,000	4.9%	\$ 365,766	\$ 19,884,000	1.8%
Sewer Service Charges	898,481	11,807,000	7.6%	334,053	11,677,000	2.9%
Central Valley Assessmt	223,763	2,700,000	8.3%	224,558	2,700,000	8.3%
Engineering Fees	400	6,000	6.7%	400	7,000	5.7%
Connection fees	846	34,000	2.5%	1,721	40,000	4.3%
Inspection	2,600	49,000	5.3%	5,515	55,000	10.0%
Delinquent/Turn-on Fees	3,490	35,000	10.0%	370	35,000	1.1%
Conservation Grant		68,500	0.0%	2,446	41,300	5.9%
Total Operating Revenue	<u>2,099,126</u>	<u>34,427,500</u>	6.1%	<u>934,829</u>	<u>34,439,300</u>	2.7%
Property Tax Revenue:						
Property Tax	-	3,400,000	0.0%	-	3,400,000	0.0%
Motor Vehicle	-	250,000	0.0%	-	250,000	0.0%
Personal Property	-	325,000	0.0%	-	325,000	0.0%
Delinquent Tax/Interest	-	80,000	0.0%	-	80,000	0.0%
Tax Increment for RDA	-	200,000	0.0%	-	200,000	0.0%
Total Property Tax Revenue	<u>-</u>	<u>4,255,000</u>	0.0%	<u>-</u>	<u>4,255,000</u>	0.0%
Non-operating Revenue:						
Impact Fees - Water	8,418	300,000	2.8%	42,086	450,000	9.4%
Impact Fees - Sewer	5,769	150,000	3.8%	21,153	200,000	10.6%
Interest	36,248	525,000	6.9%	13,401	250,000	5.4%
Sale of Surplus Equipment	20,105	59,000	34.1%	223	40,000	0.6%
Other	11,861	120,000	9.9%	15,255	120,000	12.7%
Total Non-operating Revenue	<u>82,401</u>	<u>1,154,000</u>	7.1%	<u>92,118</u>	<u>1,060,000</u>	8.7%
Total Revenues	<u>\$ 2,181,527</u>	<u>\$ 39,836,500</u>	5.5%	<u>\$ 1,026,947</u>	<u>\$ 39,754,300</u>	2.6%

Percent of Year Completed: 8.33%



GRANGER-HUNTER
IMPROVEMENT DISTRICT

EXPENSES

Preliminary

	Actual 1/31/2020	Amended Budget 2020	% of Budget	Actual 1/31/2021	Budget 2021	% of Budget
EXPENSES						
Payroll Wages:						
Salaries & Wages	\$ 373,823	\$ 5,028,072	7.4%	\$ 215,494	\$ 4,893,240	4.4%
Overtime Wages	6,903	175,000	3.9%	4,537	175,000	2.6%
On-call Pay	4,920	71,280	6.9%	3,277	71,280	4.6%
Incentive Pay	-	15,000	0.0%	455	15,000	3.0%
Vehicle Allowance	692	9,000	7.7%	252	9,000	2.8%
Other/OPEB	-	250,000	0.0%	-	250,000	0.0%
Clothing Allowance	-	22,000	0.0%	-	21,450	0.0%
<i>Total Payroll Wages</i>	<u>386,338</u>	<u>5,570,352</u>	<u>6.9%</u>	<u>224,015</u>	<u>5,434,970</u>	<u>4.1%</u>
Payroll Benefits:						
State Retirement Plan	68,536	955,045	7.2%	39,095	947,920	4.1%
401K Plan	44,574	598,677	7.4%	25,858	594,210	4.4%
Health/Dental Insurance	289,051	1,670,320	17.3%	302,966	1,687,023	18.0%
Medicare	5,491	73,547	7.5%	3,189	72,730	4.4%
Workers Compensation Ins	-	40,000	0.0%	7,140	40,000	17.9%
Life/LTD/LTC Insurance	6,346	75,000	8.5%	16,273	75,000	21.7%
State Unemployment	-	5,000	0.0%	-	10,000	0.0%
<i>Total Payroll Benefits</i>	<u>413,998</u>	<u>3,417,589</u>	<u>12.1%</u>	<u>394,521</u>	<u>3,426,883</u>	<u>11.5%</u>
Operations & Maintenance:						
Repair & Replacement	3,261	655,560	0.5%	21,052	663,900	3.2%
Building & Grounds	4,651	82,450	5.6%	2,791	82,450	3.4%
Vehicle Maint & Fuel	11,864	189,431	6.3%	3,188	168,680	1.9%
Vehicle Lease	13,865	254,600	5.4%	17,249	225,800	7.6%
Tools & Supplies	696	73,400	0.9%	5,229	89,750	5.8%
Water Purchases	-	11,010,400	0.0%	-	10,717,260	0.0%
Treatment Chemicals	1,310	41,300	3.2%	-	41,300	0.0%
Water Lab Testing Fees	24	76,750	0.0%	-	66,500	0.0%
Utilities	447	982,000	0.0%	170	905,000	0.0%
<i>Total O&M</i>	<u>36,118</u>	<u>13,365,891</u>	<u>0.3%</u>	<u>49,679</u>	<u>12,960,640</u>	<u>0.4%</u>
CVWRF:						
Facility Operations	-	4,494,860	0.0%	-	5,517,471	0.0%
Project Betterments	-	1,360,725	0.0%	-	1,748,831	0.0%
Interceptor Monitoring	-	-	0.0%	-	-	0.0%
Pre-treatment Field	-	283,675	0.0%	-	286,024	0.0%
Laboratory	-	227,418	0.0%	-	251,563	0.0%
CVW Debt Service	-	1,954,999	0.0%	-	3,311,053	0.0%
<i>Total CVWRF</i>	<u>\$ -</u>	<u>8,321,677</u>	<u>0.0%</u>	<u>\$ -</u>	<u>\$ 11,114,942</u>	<u>0.0%</u>



Preliminary

	Actual 1/31/2020	Budget 2020	% of Budget	Actual 1/31/2021	Budget 2021	% of Budget
General & Administrative:						
Office Supplies/Printing	\$ 110	\$ 33,940	0.3%	\$ 74	\$ 27,840	0.3%
Postage & Mailing	492	159,500	0.3%	450	155,550	0.3%
General Administrative	3,411	61,000	5.6%	2,291	133,810	1.7%
Computer Supplies	55,024	494,243	11.1%	59,802	471,167	12.7%
General Insurance	240	439,612	0.1%	196,642	360,595	54.5%
Utilities	1,304	95,500	1.4%	-	95,500	0.0%
Telephone	1,114	120,200	0.9%	594	113,600	0.5%
Training & Education	1,985	133,200	1.5%	918	97,475	0.9%
Safety	2,635	39,620	6.7%	1,198	40,620	2.9%
Legal fees	65	44,000	0.1%	-	54,000	0.0%
Auditing Fees	-	12,000	0.0%	-	12,000	0.0%
Professional Consulting	450	97,400	0.5%	71	347,400	0.0%
Public Relations/Conservation	-	55,000	0.0%	-	98,500	0.0%
Banking & Bonding	650	330,900	0.2%	20,748	332,900	6.2%
Admin Contingency	-	180,000	0.0%	-	180,000	0.0%
<i>Total General Administrative</i>	<u>67,480</u>	<u>2,296,115</u>	<u>2.9%</u>	<u>282,788</u>	<u>2,520,957</u>	<u>11.2%</u>
Total Operating Expenses	903,934	32,971,624	2.7%	951,003	35,458,392	2.7%
Net Operating Revenues	<u>1,277,593</u>	<u>\$ 6,864,876</u>	<u>18.6%</u>	<u>75,944</u>	<u>4,295,908</u>	<u>1.8%</u>
Indirect Operating Expenses:						
Depreciation	-	7,700,000	0.0%	-	8,000,000	0.0%
RDA Pass-Through	-	200,000	0.0%	-	200,000	0.0%
<i>Total Indirect Operating Exp</i>	<u>-</u>	<u>\$ 7,900,000</u>	<u>0.0%</u>	<u>-</u>	<u>8,200,000</u>	<u>0.0%</u>
Equipment and Infrastructure:						
Infrastructure	222,568	15,746,152	1.4%	46,011	21,304,500	0.2%
New Vehicles & Equipment	51,699	409,747	12.6%	-	625,810	0.0%
<i>Total Equipment</i>	<u>274,267</u>	<u>16,155,899</u>	<u>1.7%</u>	<u>46,011</u>	<u>21,930,310</u>	<u>0.2%</u>
Debt Service:						
Bond Interest	-	244,995	0.0%	102,125	207,388	49.2%
Bond Principal Pmt ('12 Bond)	-	288,000	0.0%	-	311,000	0.0%
Bond Princ Pmt (2019 DEQ)	-	310,000	0.0%	-	532,000	0.0%
<i>Total Debt Service</i>	<u>-</u>	<u>842,995</u>	<u>0.0%</u>	<u>102,125</u>	<u>1,050,388</u>	<u>9.7%</u>
Total Equip & Debt Service	<u>274,267</u>	<u>\$ 16,998,894</u>	<u>1.6%</u>	<u>148,136</u>	<u>22,980,698</u>	<u>0.6%</u>
Net Revenues after Deprec, Infrastructure and Debt	<u>1,003,326</u>	<u>\$ (18,034,018)</u>	<u>-5.6%</u>	<u>(72,192)</u>	<u>(26,884,790)</u>	<u>0.3%</u>
Add back Depreciation	-	7,700,000	0.0%	-	8,000,000	0.0%
Add back Infrastructure	222,568	15,746,152	1.4%	46,011	21,304,500	0.2%
Net Revenues, net of Infr & Depr	<u>\$ 1,225,894</u>	<u>\$ 5,412,134</u>	<u>22.7%</u>	<u>\$ (26,181)</u>	<u>\$ 2,419,710</u>	<u>-1.1%</u>

VENDOR I.D.	NAME	STATUS	CHECK DATE	AMOUNT	DISCOUNT	CHECK NO	CHECK STATUS	CHECK AMOUNT
0001	US TREASURY							
I-T1 202101056066	FEDERAL WITHHOLDING	D	1/06/2021			001163		
01 23010	FEDERAL W/H & MEDICARE PAYABLE			14,639.44				
I-T4 202101056066	MEDICARE WITHHOLDING	D	1/06/2021			001163		
01 23010	FEDERAL W/H & MEDICARE PAYABLE			2,590.32				
01 500150	MEDICARE			2,590.32				19,820.08
2532	HEALTH EQUITY INC							
I-HSB202101056066	HEALTH SAVINGS ACCOUNT	D	1/06/2021			001164		
01 22090	CAFETERIA PLAN PAYABLE			4,295.17				
01 500130	HEALTH INSURANCE			162,500.00				166,795.17
4640	UTAH RETIREMENT SYSTEMS							
I-2DC202101056066	TIER 2 DEFINED CONTRIBUTION	D	1/06/2021			001165		
01 500110	STATE RETIREMENT PLAN			576.53				
I-2HY202101056066	TIER 2 HYBRID CONTRIBUTION	D	1/06/2021			001165		
01 500110	STATE RETIREMENT PLAN			11,054.46				
I-45%202101056066	457 CONTRIBUTION %	D	1/06/2021			001165		
01 22040	RETIREMENT CONTRIB PAYABLE			315.67				
I-457202101056066	457 CONTRIBUTION AMOUNT	D	1/06/2021			001165		
01 22040	RETIREMENT CONTRIB PAYABLE			90.00				
I-45B202101056066	457 CONTRIB - BOARD	D	1/06/2021			001165		
01 500120	401K PLAN EXPENSE			103.34				
I-4K2202101056066	401(K) \$ TIER 2 EMP CONTRIB	D	1/06/2021			001165		
01 22040	RETIREMENT CONTRIB PAYABLE			20.00				
I-4KB202101056066	401(K) CONTRIB - BOARD	D	1/06/2021			001165		
01 500120	401K PLAN EXPENSE			25.83				
I-4KP202101056066	401(K) % CONTRIBUTION AMOUNT	D	1/06/2021			001165		
01 22040	RETIREMENT CONTRIB PAYABLE			132.19				
I-DC4202101056066	TIER 2 DC 401K	D	1/06/2021			001165		
01 500110	STATE RETIREMENT PLAN			861.78				
I-HY4202101056066	TIER 2 HYBRID 401K	D	1/06/2021			001165		
01 500110	STATE RETIREMENT PLAN			622.72				
I-PRA202101056066	POST RET AMORTIZATION	D	1/06/2021			001165		
01 500110	STATE RETIREMENT PLAN			27.54				
I-RT2202101056066	TIER 2 ROTH IRA CONTRIB AMOUNT	D	1/06/2021			001165		
01 22040	RETIREMENT CONTRIB PAYABLE			450.00				
I-RTH202101056066	ROTH IRA CONTRIBUTION AMNT	D	1/06/2021			001165		
01 22040	RETIREMENT CONTRIB PAYABLE			330.00				
I-T24202101056066	TIER 2 - 457 CONTRIB	D	1/06/2021			001165		
01 22040	RETIREMENT CONTRIB PAYABLE			5.00				
I-USR202101056066	UT STATE RET CONTRIBUTION	D	1/06/2021			001165		
01 500110	STATE RETIREMENT PLAN			18,792.38				33,407.44

VENDOR I.D.	NAME	STATUS	CHECK DATE	AMOUNT	DISCOUNT	CHECK NO	CHECK STATUS	CHECK AMOUNT
2188	I-1140426 01 530210	FERGUSON ENTERPRISES, INC Emergency Repair Parts REPAIR SUPPLIES - CONST	D 1/06/2021	818.78		001166		818.78
4990	I-7458606 01 500160	WORKERS COMPEN OF UTAH SCHEDULED PREMIUM PAYMENT WORKERS COMP INS	D 1/06/2021	2,676.04		001167		2,676.04
2400	I-202101126074 01 530280	GRANGER HUNTER IMP DIST GHID-1 DEC 2020 UTILITIES - WATER/OPS	D 1/13/2021	117.00		001168		117.00
3040	I-202101126078 01 41020 01 41020 01 41020 01 41020 01 41020	MAGNA WATER CO DEC 2020 SEWER CHARGES SEWER SERVICE CHARGES SEWER SERVICE CHARGES SEWER SERVICE CHARGES SEWER SERVICE CHARGES SEWER SERVICE CHARGES	D 1/13/2021	2,235.75 596.20 178.86 924.11 2,444.42		001169		6,379.34
1267	I-110166-0121 01 510470	APELLO JAN 2021 ANSWERING SERVICE TELEPHONE	D 1/14/2021	594.45		001170		594.45
0001	I-T1 202101196089 01 23010 I-T4 202101196089 01 23010 01 500150	US TREASURY FEDERAL WITHHOLDING FEDERAL W/H & MEDICARE PAYABLE MEDICARE WITHHOLDING FEDERAL W/H & MEDICARE PAYABLE MEDICARE	D 1/20/2021	15,177.32 2,634.07 2,634.07		001171 001171		20,445.46
2532	I-HSB202101196089 01 22090 01 500130	HEALTH EQUITY INC HEALTH SAVINGS ACCOUNT CAFETERIA PLAN PAYABLE HEALTH INSURANCE	D 1/20/2021	4,413.17 2,500.00		001172		6,913.17
4640	I-2DC202101196089 01 500110 I-2HY202101196089 01 500110 I-45%202101196089 01 22040 I-457202101196089 01 22040 I-4K2202101196089 01 22040 I-4KP202101196089	UTAH RETIREMENT SYSTEMS TIER 2 DEFINED CONTRIBUTION STATE RETIREMENT PLAN TIER 2 HYBRID CONTRIBUTION STATE RETIREMENT PLAN 457 CONTRIBUTION % RETIREMENT CONTRIB PAYABLE 457 CONTRIBUTION AMOUNT RETIREMENT CONTRIB PAYABLE 401(K) \$ TIER 2 EMP CONTRIB RETIREMENT CONTRIB PAYABLE 401(K) % CONTRIBUTION AMOUNT	D 1/20/2021	637.21 11,674.04 315.67 90.00 20.00		001173 001173 001173 001173 001173 001173		

VENDOR I.D.	NAME	STATUS	CHECK DATE	AMOUNT	DISCOUNT	CHECK NO	CHECK STATUS	CHECK AMOUNT
4640	UTAH RETIREMENT SYSTEMCONT							
I-4KP202101196089	401(K) % CONTRIBUTION AMOUNT	D	1/20/2021			001173		
01 22040	RETIREMENT CONTRIB PAYABLE	401(K) % CONTRIBUTIO		165.66				
I-DC4202101196089	TIER 2 DC 401K	D	1/20/2021			001173		
01 500110	STATE RETIREMENT PLAN	TIER 2 DC 401K		952.47				
I-HY4202101196089	TIER 2 HYBRID 401K	D	1/20/2021			001173		
01 500110	STATE RETIREMENT PLAN	TIER 2 HYBRID 401K		657.59				
I-RT2202101196089	TIER 2 ROTH IRA CONTRIB AMOUNT	D	1/20/2021			001173		
01 22040	RETIREMENT CONTRIB PAYABLE	TIER 2 ROTH IRA CONT		550.00				
I-RTH202101196089	ROTH IRA CONTRIBUTION AMNT	D	1/20/2021			001173		
01 22040	RETIREMENT CONTRIB PAYABLE	ROTH IRA CONTRIBUTIO		330.00				
I-T24202101196089	TIER 2 - 457 CONTRIB	D	1/20/2021			001173		
01 22040	RETIREMENT CONTRIB PAYABLE	TIER 2 - 457 CONTRIB		5.00				
I-USR202101196089	UT STATE RET CONTRIBUTION	D	1/20/2021			001173		
01 500110	STATE RETIREMENT PLAN	UT STATE RET CONTRIB		18,328.81				33,726.45
2400	GRANGER HUNTER IMP DIST							
I-202101206095	GHID-2 DEC 2020	D	1/20/2021			001174		
01 530280	UTILITIES - WATER/OPS	GHID-2 DEC 2020		26.00				26.00
4596	UTAH DEPT WORKFORCE SERVICES							
I-202101206094	R 6-910392-0/DEC 2020	D	1/20/2021			001175		
01 500180	STATE UNEMPLOYMENT	R 6-910392-0/DEC 202		1,153.22				1,153.22
2400	GRANGER HUNTER IMP DIST							
I-202101256103	GHID-3 JAN 2021	D	1/27/2021			001176		
01 530280	UTILITIES - WATER/OPS	GHID-3 JAN 2021		117.00				
01 550280	UTILITIES - WW	GHID-3 JAN 2021		53.00				170.00
1730	CLYDE SNOW & SESSIONS							
I-154729	MATTER 006400/GENERAL	D	1/27/2021			001177		
01 510500	LEGAL EXPENSE	MATTER 006400/GENERA		3,770.00				3,770.00
3850	SALT LAKE CEMENT CUTTING							
I-89777	Cement Cutting for Repair	D	1/27/2021			001178		
01 530210	REPAIR SUPPLIES - CONST	Cement Cutting for R		150.00				
I-89778	Cement Cutting for Repair	D	1/27/2021			001178		
01 530210	REPAIR SUPPLIES - CONST	Cement Cutting for R		150.00				
I-89779	Cement Cutting for Repair	D	1/27/2021			001178		
01 530210	REPAIR SUPPLIES - CONST	Cement Cutting for R		150.00				
I-89780	Cement Cutting for Repair	D	1/27/2021			001178		
01 530210	REPAIR SUPPLIES - CONST	Cement Cutting for R		150.00				
I-89781	Cement Cutting for Repair	D	1/27/2021			001178		
01 530210	REPAIR SUPPLIES - CONST	Cement Cutting for R		150.00				750.00

VENDOR I.D.	NAME	STATUS	CHECK DATE	AMOUNT	DISCOUNT	CHECK NO	CHECK STATUS	CHECK AMOUNT
4704	VERIZON WIRELESS I-9870573493 01 510470	D	1/27/2021 OCT 2019 CELL PHONE	2,259.24		001179		2,259.24
4880	WEST VALLEY CITY I-202101256100	D	1/27/2021			001180		
	01 510460 UTILITIES - ADMIN	2888 S	3600 W	296.00				
	01 510460 UTILITIES - ADMIN	2824 S	3600 W	276.00				
	01 550280 UTILITIES - WW	1247 W	2320 S A	4.00				
	01 550280 UTILITIES - WW	1155 W	2320 S	4.00				
	01 550280 UTILITIES - WW	1247 W	2320 S B	24.00				
	01 550280 UTILITIES - WW	3100 S	DECKER LAKE D	24.00				
	01 530280 UTILITIES - WATER/OPS	1460 W	3100 S	28.00				
	01 530280 UTILITIES - WATER/OPS	1313 W	3300 S	12.00				
	01 550280 UTILITIES - WW	1360 W	3100 S	8.00				
	01 530280 UTILITIES - WATER/OPS	2117 W	2343 S	52.00				
	01 530280 UTILITIES - WATER/OPS	1629 W	2320 S	28.00				
	01 550280 UTILITIES - WW	2250 S	CONSTITUTION	4.00				
	01 530280 UTILITIES - WATER/OPS	4080 S	2200 W	16.00				
	01 530280 UTILITIES - WATER/OPS	2386 S	3600 W	60.00				
	01 530280 UTILITIES - WATER/OPS	4404 S	4800 W	16.00				
	01 530280 UTILITIES - WATER/OPS	6551 W	4100 S	12.00				
	01 550280 UTILITIES - WW	2149 W	3100 S	24.00				
	01 550280 UTILITIES - WW	2557 S	5370 W	12.00				
	01 530280 UTILITIES - WATER/OPS	4525 S	6000 W	8.00				
	01 530280 UTILITIES - WATER/OPS	4381 S	NUGGET DR	8.00				
	01 550280 UTILITIES - WW	2911 S	2910 W	4.00				
	01 530280 UTILITIES - WATER/OPS	3222 S	CULTURAL CENT	28.00				948.00
1106	AFLAC GROUP INSURANCE I-AAX202012226050	R	1/06/2021			121676		
	01 22050 HEALTH INSURANCE PAYABLE	AFLAC	GROUP INS AFTE	39.77				
	I-AAX202101056066	R	1/06/2021			121676		
	01 22050 HEALTH INSURANCE PAYABLE	AFLAC	GROUP INS AFTE	39.77				
	I-AGP202012226050	R	1/06/2021			121676		
	01 22050 HEALTH INSURANCE PAYABLE	AFLAC	GROUP INS PRE	82.33				
	I-AGP202101056066	R	1/06/2021			121676		
	01 22050 HEALTH INSURANCE PAYABLE	AFLAC	GROUP INS PRE	82.33				244.20
1725	CHILD SUPPORT SERVICES I-CS2202101056066	R	1/06/2021			121677		
	01 22080 GARNISHMENT PAYABLE	CASE #C001446501		84.46				84.46

VENDOR I.D.	NAME	STATUS	CHECK DATE	AMOUNT	DISCOUNT	CHECK NO	CHECK STATUS	CHECK AMOUNT
1725	I-CS3202101056066 01 22080	CHILD SUPPORT SERVICES CASE #C001355847 GARNISHMENT PAYABLE	R 1/06/2021			121678		172.62
2902	I-G07202101056066 01 22080	KIRK A CULLIMORE CIVIL NO 190402707 GARNISHMENT PAYABLE	R 1/06/2021			121679		315.94
4650	I-T2 202012086023 01 23020	UTAH STATE TAX COMMISSION STATE WITHHOLDING STATE W/H PAYABLE	R 1/06/2021			121680		8,654.80
	I-T2 202012226050 01 23020	STATE WITHHOLDING STATE W/H PAYABLE	R 1/06/2021			121680		8,514.08
4870	I-4K%202101056066 01 22040 01 500120	WELLS FARGO ADVISORS 401(K) CONTRIBUTIONS RETIREMENT CONTRIB PAYABLE 401K PLAN EXPENSE	R 1/06/2021			121681		285.48
	I-LM2202101056066 01 22040	401(K) LOAN PAYMENT RETIREMENT CONTRIB PAYABLE	R 1/06/2021			121681		20,843.78
	I-LMS202101056066 01 22040	401(K) LOAN PAYMENT RETIREMENT CONTRIB PAYABLE	R 1/06/2021			121681		299.87
								1,616.29
1087	I-7339 01 520920-18C	APCO INC 18C:MTR 80 PIPE & BREEZE CHEM METER 80 PIPING MODIFICATIONS	R 1/06/2021			121682		930.00
1525	C-6707955 01 510220	BRADY INDUSTRIES OF UTAH LLC JANITORIAL SUPPLIES BUILDING & GROUNDS	R 1/06/2021			121683		6.65CR
	I-6662112A 01 510220	JANITORIAL SUPPLIES BUILDING & GROUNDS	R 1/06/2021			121683		518.13
	01 510220	JANITORIAL SUPPLIES BUILDING & GROUNDS	R 1/06/2021			121683		6.65
	I-6711045 01 510220	JANITORIAL SUPPLIES BUILDING & GROUNDS	R 1/06/2021			121683		29.30
1610	I-0707898-IN 01 550210	CARDWELL DISTRIBUTING Muffin Monster oil REPAIR SUPPLIES - WW	R 1/06/2021			121684		1,766.64
1650	I-5929102 01 510440	CDW GOVERNMENT LLC Spare Computer Equipment COMPUTER SUPPLIES/EQUIPMENT	R 1/06/2021			121685		1,814.69

VENDOR I.D.	NAME	STATUS	CHECK DATE	AMOUNT	DISCOUNT	CHECK NO	CHECK STATUS	CHECK AMOUNT
1741	I-CLA202012086023 01 22050	COLONIAL LIFE & ACCIDENT INSUR COLONIAL LIFE INS AFTER TAX	R 1/06/2021			121686		
	I-CLA202012226050 01 22050	HEALTH INSURANCE PAYABLE COLONIAL LIFE INS AFTER TAX	COLONIAL LIFE INS AF R 1/06/2021	62.46		121686		
	I-CLP202012086023 01 22050	HEALTH INSURANCE PAYABLE COLONIAL LIFE INS PRETAX	COLONIAL LIFE INS AF R 1/06/2021	62.46		121686		
	I-CLP202012226050 01 22050	HEALTH INSURANCE PAYABLE COLONIAL LIFE INS PRETAX	COLONIAL LIFE INS PR R 1/06/2021	58.53		121686		
		HEALTH INSURANCE PAYABLE COLONIAL LIFE INS PR		58.53				241.98
1771	I-S100018339.001 01 510220	CONSERVE-A-WATT LIGHTING, INC BUILDING LIGHT	R 1/06/2021			121687		
		BUILDING & GROUNDS	BUILDING LIGHT	80.00				80.00
1796	I-N489133 01 530210	CORE & MAIN LP Hydrant Parts	R 1/06/2021			121688		
		REPAIR SUPPLIES - CONST	Fire hydrant	177.71				177.71
1945	I-202101056065 01 510470	DEX YP DEC 2020 ADVERTISING	R 1/06/2021			121689		
		TELEPHONE	DEC 2020 ADVERTISING	135.00				135.00
1980	I-202101066067 01 530280	DOMINION ENERGY DEC 2020 MONTHLY CHARGES	R 1/06/2021			121690		
	01 530280	UTILITIES - WATER/OPS	3222 S CULTURAL CENT	102.11				
	01 530280	UTILITIES - WATER/OPS	2320 S 1600 W	176.46				
	01 550280	UTILITIES - WW	2911 WHISTLING LN	261.74				
	01 550280	UTILITIES - WW	4555 S 6000 W	236.27				
	01 550280	UTILITIES - WW	6000 W 2920 S	84.18				
	01 530280	UTILITIES - WATER/OPS	4092 S 2200 W	279.78				
	01 530280	UTILITIES - WATER/OPS	1285 W 2320 S	58.43				
	01 530280	UTILITIES - WATER/OPS	1540 W 3100 S	312.31				
	01 550280	UTILITIES - WW	2151 W 3100 S	876.27				
	01 530280	UTILITIES - WATER/OPS	2390 S 3600 W	483.19				
	01 510460	UTILITIES - ADMIN	2880 S 3600 W	3,122.63				
	01 530280	UTILITIES - WATER/OPS	4500 S 4800 W REAR	200.46				
	01 530280	UTILITIES - WATER/OPS	6525 W 4100 S	243.13				
	01 530280	UTILITIES - WATER/OPS	3745 S 1000 W WH #8	249.28				6,686.24
2103	I-249609 01 550240	ENVIRONMENTAL PRODUCTS & ACCES Vactor Parts	R 1/06/2021			121691		
	I-249630 01 550240	TOOLS & SUPPLIES - WW Nozzles for Vac trucks	Vactor Parta R 1/06/2021	1,007.13		121691		
		TOOLS & SUPPLIES - WW	Nozzles for Vac truc	3,371.63				4,378.76

VENDOR I.D.	NAME	STATUS	CHECK DATE	AMOUNT	DISCOUNT	CHECK NO	CHECK STATUS	CHECK AMOUNT
2184.1	FASTENAL COMPANY I-UTSAL69382 01 510490	R	1/06/2021			121692		
	PPE VENDING SUPPLIES SAFETY EXPENSE			1,160.25				1,160.25
2490	HANSEN, ALLEN & LUCE, INC. I-43339 01 520920-20D	R	1/06/2021			121693		
	20D:KENT BOOSTER RPLCMNT & TNK KENT BOOSTER RPLCMNT & TANK			24,685.61				24,685.61
2772	JOHNSON, KRISTY I-202101046064 01 510430	R	1/06/2021			121694		
	REIMB HOLIDAY EMP AWARDS GENERAL ADMINISTRATIVE			685.89				685.89
2987	LEXISNEXIS RISK SOLUTIONS I-1256831-20201231 01 510430	R	1/06/2021			121695		
	DEC 2020 MINIMUM COMMITMENT GENERAL ADMINISTRATIVE			50.00				50.00
3129	MIDWEST HOSE & SPECIALTY, INC. I-01765257 01 530240	R	1/06/2021			121696		
	Water Systems Tools TOOLS & SUPPLIES - CONST			29.32				29.32
3234	MULVEY ENTERPRISES LLC I-GHID-20B-01 01 520920-20B	R	1/06/2021			121697		
	20B:RUSHTON WTR TRTMNT PLANT RUSHTON WATER TREATMENT PLANT			3,070.00				
	I-GHID-20D-01 01 520920-20D	R	1/06/2021			121697		
	20D:KENT BOOSTER RPLCMNT & TNK KENT BOOSTER RPLCMNT & TANK			3,070.00				6,140.00
3245	NATIONAL BENEFIT SERVICES LLC I-782994 01 510520	R	1/06/2021			121698		
	DEC 2020 COBRA PROFESSIONAL CONSULTING			72.80				72.80
3382	OFFICE PRODUCTS DEALER I-856191-0 01 510410	R	1/06/2021			121699		
	Whiteboard for Bldg. B OFFICE SUPPLIES/PRINTING			430.99				430.99
3790	ROYAL WHOLESALE ELECTRIC I-6695-707531 01 510440	R	1/06/2021			121700		
	Camera Panels COMPUTER SUPPLIES/EQUIPMENT			1,446.18				1,446.18
3980	SHRED-IT USA I-8181145256 01 510430	R	1/06/2021			121701		
	DEC 2020 DOCUMENT SHREDDING GENERAL ADMINISTRATIVE			154.32				154.32
4405	THOMAS PETROLEUM I-0076477-IN 01 510230	R	1/06/2021			121702		
	FUEL STATION REG UNLEADED VEHICLE FUEL - ADM			4,681.74				4,681.74

VENDOR I.D.	NAME	STATUS	CHECK DATE	AMOUNT	DISCOUNT	CHECK NO	CHECK STATUS	CHECK AMOUNT
4435	I-8468 01 560210	TITUS INDUSTRIAL GROUP INC. COMPOSITE LID LOCK CAPS REPAIR SUPPLIES - METER	R 1/06/2021	31.50		121703		31.50
4698	I-671602 01 510440	VLCM Sophos Firewall COMPUTER SUPPLIES/EQUIPMENT	R 1/06/2021	914.00		121704		914.00
4703.1	I-4723864 01 510470	VERACITY NETWORKS, LLC DEC 2020 LAND LINE/INTERNET TELEPHONE	R 1/06/2021	2,602.20		121705		2,602.20
4899	I-2101135-00 01 530210	WESTERN WATER WORKS SUPPLY COM Fire hydrants REPAIR SUPPLIES - CONST	R 1/06/2021	4,310.00		121706		4,310.00
4910	I-SS000309345 01 570230	WHEELER MACHINERY CO FRONT LOADER REPAIR VEHICLE MAINT & FUEL - VEH	R 1/06/2021	251.26		121707		251.26
1	I-202101066070 01 510480	KELLY ROBISON, ,REIMB TRK SFTY TRAINING & EDUCATION - ADM	R 1/06/2021	50.00		121708		50.00
1064	I-0002237159 01 510220	ACE RECYCLING & DISPOSAL JAN 2021 MONTHLY CHARGES BUILDING & GROUNDS	R 1/06/2021	262.20		121709		262.20
1625	I-J60408 01 510220	CARSON ELEVATOR, LLC 2021 1ST QTR ELEVATOR SERVICE BUILDING & GROUNDS	R 1/06/2021	388.29		121710		388.29
1725.5	I-4071915152 01 510220	CINTAS CORPORATION MATS BUILDING & GROUNDS	R 1/06/2021	119.24		121711		119.24
1930	I-5652534 01 500130 01 500130 I-DIF202012086023 01 500130 I-DIS202012086023 01 500130	DENTAL SELECT JAN 2021 PREMIUM PAY HEALTH INSURANCE HEALTH INSURANCE DENTAL INSURANCE FAMILY HEALTH INSURANCE DENTAL INSURANCE SINGLE HEALTH INSURANCE	R 1/06/2021	612.17 96.86CR 6,005.32 217.07		121712 121712 121712 121712		6,737.70

VENDOR I.D.	NAME	STATUS	CHECK DATE	AMOUNT	DISCOUNT	CHECK NO	CHECK STATUS	CHECK AMOUNT
1959	DISH I-202101066071 01 510440	R	1/06/2021			121713		
	JAN 2021 MONTHLY CHARGES							
	COMPUTER SUPPLIES/EQUIPMENT	JAN 2020 MONTHLY CHA		65.56				65.56
2101	EMPLOYERS COUNCIL I-0000363085 01 510430	R	1/06/2021			121714		
	2021 ANNUAL MEMBERSHIP							
	GENERAL ADMINISTRATIVE	2021 ANNUAL MEMBERSH		1,100.00				1,100.00
2380	GRAINGER INC I-9760993114 01 570230	R	1/06/2021			121715		
	REAR CAMERA FOR TV TRUCK							
	VEHICLE MAINT & FUEL - VEH	REAR CAMERA PN49KD99		273.36				273.36
2443	GS TRACKME LLC I-8577 01 510440	R	1/06/2021			121716		
	JAN 2021 GPS TRACKING SERVICE							
	COMPUTER SUPPLIES/EQUIPMENT	JAN 2021 GPS TRACKIN		1,049.60				1,049.60
3003	LINCOLN NATIONAL LIFE INSURANC I-4177339216 01 500170	R	1/06/2021			121717		
	ACCT:BL-1183524/JAN 21 LFE/LTD							
	LIFE/LTD/LTC INSURANCE	ACCT:BL-1183524/JAN		8,264.20				8,264.20
4248	STREAMLINE I-83B0EDE6-0002 01 510440	R	1/06/2021			121718		
	JAN 2021 WEBSITE HOSTING							
	COMPUTER SUPPLIES/EQUIPMENT	JAN 2021 WEBSITE HOS		550.00				550.00
4452	TP VENDING I-17839 01 510430	R	1/06/2021			121719		
	SODA ORDER							
	GENERAL ADMINISTRATIVE	SODA ORDER		74.45				74.45
4938	WINGFOOT CORPORATION I-106076 01 510220	R	1/06/2021			121720		
	JAN 2021 JANITORIAL SVCS							
	BUILDING & GROUNDS	JAN 2021 JANITORIAL		1,889.00				1,889.00
1	GUNNER THOMAS, I-202101126076 01 510480	R	1/13/2021			121721		
	,REIMB CDL SKIL							
	TRAINING & EDUCATION - ADM	GUNNER THOMAS, :,REIM		78.00				78.00
1142	ALLIANZ CONSULTING SOLUTIONS, I-202101136085 01 510540	R	1/13/2021			121722		
	DEC 20 CC FEE REDUC SRVCS							
	BANKING & BONDING EXPENSE	DEC 20 CC FEE REDUC		334.82				334.82
1210	AMERICAN EXPRESS I-202101136086 01 21015 01 510480 01 12060 01 510430 01 510480 01 510480	R	1/13/2021			121723		
	DEC 2020 PURCHASES							
	AMEX/MC PAYABLE	DEC 2020 PURCHASES		24,230.12				
	TRAINING & EDUCATION - ADM	MEM RWDS ANNUAL PROG		55.00CR				
	A/R - OTHER	DEC UASD INTUIT CHR		48.49				
	GENERAL ADMINISTRATIVE	MEMBERSHIP/UCLS/D BL		150.00				
	TRAINING & EDUCATION - ADM	REG/CHAMBER WST LDRS		950.00				
	TRAINING & EDUCATION - ADM	WASTEWATER CERT/10 E		250.00				

VENDOR I.D.	NAME	STATUS	CHECK DATE	AMOUNT	DISCOUNT	CHECK NO	CHECK STATUS	CHECK AMOUNT
1210	AMERICAN EXPRESS	CONT						
I-202101136086	DEC 2020 PURCHASES	R	1/13/2021			121723		
01 510480	TRAINING & EDUCATION - ADM		WATER OP CERT/9 EMPL	1,350.00				
01 510410	OFFICE SUPPLIES/PRINTING		CALENDAR	7.99				
01 510410	OFFICE SUPPLIES/PRINTING		RULERS	3.34				
01 510430	GENERAL ADMINISTRATIVE		HOLIDAY PARTY	179.31				
01 510410	OFFICE SUPPLIES/PRINTING		PAPER CLIPS	7.96				
01 510480	TRAINING & EDUCATION - ADM		RENEW CRSS CONN CTRL	125.00				
01 510480	TRAINING & EDUCATION - ADM		REG/AWWA REG UPDT/R	75.00				
01 510480	TRAINING & EDUCATION - ADM		WATER OP CERT/4 EMPL	600.00				
01 510480	TRAINING & EDUCATION - ADM		REG/CRSS CONN CTRL A	520.00				
01 510440	COMPUTER SUPPLIES/EQUIPMENT		RAM FOR SERVERS	1,117.20				
01 510440	COMPUTER SUPPLIES/EQUIPMENT		BATTERIES/OFFICE STA	25.97				
01 510440	COMPUTER SUPPLIES/EQUIPMENT		WEBCAM/MTG ROOM	37.99				
01 510440	COMPUTER SUPPLIES/EQUIPMENT		BOARD MEMBER LAPTOPS	1,658.63				
01 510440	COMPUTER SUPPLIES/EQUIPMENT		LAPTOPS KEYBOARDS/MI	405.00				
01 510440	COMPUTER SUPPLIES/EQUIPMENT		BOARM ROOM WEBCAM	136.41				
01 510440	COMPUTER SUPPLIES/EQUIPMENT		IT MISC INVENTORY	297.28				
01 510440	COMPUTER SUPPLIES/EQUIPMENT		LAPTOP BACKPACKS/MIC	741.45				
01 510440	COMPUTER SUPPLIES/EQUIPMENT		TONER/OFFICE PRINTER	282.85				
01 510430	GENERAL ADMINISTRATIVE		HOLIDAY EMP GIFT	199.50				
01 510430	GENERAL ADMINISTRATIVE		HOLIDAY EMP GIFT	1,316.70				
01 510430	GENERAL ADMINISTRATIVE		HOLIDAY BREAD	537.04				
01 510440	COMPUTER SUPPLIES/EQUIPMENT		MONITORS/STAFF ENGIN	377.90				
01 510410	OFFICE SUPPLIES/PRINTING		POST IT NOTES FLAGS	36.89				
01 510440	COMPUTER SUPPLIES/EQUIPMENT		ZOOM SERVICES	199.90				
01 510440	COMPUTER SUPPLIES/EQUIPMENT		COMPUTER MONITORS	754.00				
01 510440	COMPUTER SUPPLIES/EQUIPMENT		BATTERY BACKUPS/IT I	102.95				
01 510440	COMPUTER SUPPLIES/EQUIPMENT		BATTERY BACKUPS/IT I	19.99				
01 510440	COMPUTER SUPPLIES/EQUIPMENT		BATTERY BACKUPS/IT I	148.99				
01 510430	GENERAL ADMINISTRATIVE		HOLIDAY BREAKFAST/GR	1,200.00				
01 510490	SAFETY EXPENSE		HAND SANITIZER	109.95				
01 510410	OFFICE SUPPLIES/PRINTING		PENS	15.63				
01 510220	BUILDING & GROUNDS		WEATHERSTRIPS	12.20				
01 510440	COMPUTER SUPPLIES/EQUIPMENT		GODADDY RENEWAL	359.97				
01 510440	COMPUTER SUPPLIES/EQUIPMENT		PC SETUP/STAFF ENGIN	40.47				
01 510440	COMPUTER SUPPLIES/EQUIPMENT		PC SETUP/STAFF ENGIN	265.61				
01 510440	COMPUTER SUPPLIES/EQUIPMENT		PC SETUP/STAFF ENGIN	40.47				
01 510440	COMPUTER SUPPLIES/EQUIPMENT		PC SETUP/STAFF ENGIN	125.98				
01 510440	COMPUTER SUPPLIES/EQUIPMENT		PRINTER INK	50.89				
01 550240	TOOLS & SUPPLIES - WW		SADDLE GUARD LIFT SU	34.00				
01 510440	COMPUTER SUPPLIES/EQUIPMENT		NETWORK SOLUTIONS RE	64.95				
01 510410	OFFICE SUPPLIES/PRINTING		LAMINATING SUPPLIES	70.03				
01 510410	OFFICE SUPPLIES/PRINTING		OFFICE SUPPLIES/STAF	14.91				
01 510410	OFFICE SUPPLIES/PRINTING		OFFICE SUPPLIES/STAF	11.92				
01 510410	OFFICE SUPPLIES/PRINTING		OFFICE SUPPLIES/STAF	21.97				
01 510410	OFFICE SUPPLIES/PRINTING		OFFICE SUPPLIES/STAF	87.73				
01 510480	TRAINING & EDUCATION - ADM		WATER OP CERT/M MILL	150.00				

VENDOR I.D.	NAME	STATUS	CHECK DATE	AMOUNT	DISCOUNT	CHECK NO	CHECK STATUS	CHECK AMOUNT
1210	AMERICAN EXPRESS CONT							
I-202101136086	DEC 2020 PURCHASES	R	1/13/2021			121723		
01 510430	GENERAL ADMINISTRATIVE			6,515.00				
01 510430	GENERAL ADMINISTRATIVE			56.25				
01 520920-18B	4100 S/WEST OF BANGERTER			106.00				
01 510430	GENERAL ADMINISTRATIVE			56.25				46,249.03
1320	ASPHALT MATERIALS INC							
I-104188	Asphalt for Repairs	R	1/13/2021			121724		
01 530210	REPAIR SUPPLIES - CONST	Asphalt		1,943.33				
I-104332	Asphalt for Repairs	R	1/13/2021			121724		
01 530210	REPAIR SUPPLIES - CONST	Asphalt		89.18				
I-104406	Asphalt for Repairs	R	1/13/2021			121724		
01 530210	REPAIR SUPPLIES - CONST	Asphalt		108.26				2,140.77
1470	BLUE STAKES OF UTAH UTILITY							
I-UT202003371	DEC 2020 MONTHLY CHARGES	R	1/13/2021			121725		
01 510470	TELEPHONE	DEC 2020 MONTHLY CHA		816.85				816.85
2101	EMPLOYERS COUNCIL							
I-0000364107	HR SUPPORT	R	1/13/2021			121726		
01 510520	PROFESSIONAL CONSULTING	HR SUPPORT		1,150.00				1,150.00
2490	HANSEN, ALLEN & LUCE, INC.							
I-43445	20D:KENT BOOSTER RPLCMNT & TNK	R	1/13/2021			121727		
01 520920-20D	KENT BOOSTER RPLCMNT & TANK	20D:KENT BOOSTER RPL		4,542.04				4,542.04
2590	HOME DEPOT CREDIT SERVICES							
I-202101126077	DEC 2020 PURCHASES	R	1/13/2021			121728		
01 520920-20M	BLDG A BATHROOM UPGRADES	RETURN 2 DISHWASHERS		1,448.00CR				
01 550210	REPAIR SUPPLIES - WW	TIE DOWN STRAPS		8.88				
01 530240	TOOLS & SUPPLIES - CONST	PSI GAUGE FITTING/#5		27.66				
01 530240	TOOLS & SUPPLIES - CONST	50-50 FUEL/#9		35.64				
01 560210	REPAIR SUPPLIES - METER	METER REPAIR TOOLS		323.75				
01 550210	REPAIR SUPPLIES - WW	2 GALLON GAS CANS		77.94				
01 510220	BUILDING & GROUNDS	BLDG C WTR HTR VALVE		15.98				
01 550240	TOOLS & SUPPLIES - WW	BUCKETS		9.92				
01 550210	REPAIR SUPPLIES - WW	STEEL STORAGE CABINE		374.35				
01 550210	REPAIR SUPPLIES - WW	SHELVING		358.00				
01 550240	TOOLS & SUPPLIES - WW	TOOLS		214.28				
01 550240	TOOLS & SUPPLIES - WW	DRILL, BITS		321.41				
01 530240	TOOLS & SUPPLIES - CONST	LADDER/#32		107.54				
01 550210	REPAIR SUPPLIES - WW	HAND SANITIZER		24.97				
01 520920-20M	BLDG A BATHROOM UPGRADES	SPACERS, WALL PLATES		21.40				473.72

VENDOR I.D.	NAME	STATUS	CHECK DATE	AMOUNT	DISCOUNT	CHECK NO	CHECK STATUS	CHECK AMOUNT
2648.1	INFINITY CORROSION GROUP, INC.							
I-1605	Cathodic protection inspe	R	1/13/2021			121729		
01 550210	REPAIR SUPPLIES - WW	Cathodic protection		3,816.53				
I-1614	Pipe Assessment	R	1/13/2021			121729		
01 520520	PROFESSIONAL CONSULTING - ENG Pipe Assessment			9,961.20				13,777.73
2790	JORDAN VALLEY WATER CONSERVANC							
I-202101126072	DEC 2020 WATER DELIVERIES	R	1/13/2021			121730		
01 530250	WATER SUPPLY EXPENSE	DEC 2020 WATER DELIV		450,490.39				450,490.39
3010	LOWES COMPANIES INC							
I-202101126075	DEC 2020 PURCHASES	R	1/13/2021			121731		
01 520920-20M	BLDG A BATHROOM UPGRADES	DEC 2020 PURCHASES		303.54				303.54
3119	UTAH MEDIA GROUP							
I-I01305622-12182020	DEC 2020/NOTICE OF BONDS	R	1/13/2021			121732		
01 510500	LEGAL EXPENSE	DEC 2020/NOTICE OF B		196.52				196.52
3215	MOUNTAIN VALLEY MECHANICAL							
I-INV5946	Armstrong furnace repair	R	1/13/2021			121733		
01 550210	REPAIR SUPPLIES - WW	Armstrong furnace re		337.50				
I-INV6022	BOARDROOM HTR MOTOR	R	1/13/2021			121733		
01 510220	BUILDING & GROUNDS	BOARDROOM HTR MOTOR		821.51				1,159.01
3245	NATIONAL BENEFIT SERVICES LLC							
I-786206	2020 4TH QTR 401(K) ADMIN FEE	R	1/13/2021			121734		
01 510520	PROFESSIONAL CONSULTING	2020 4TH QTR 401(K)		300.00				300.00
3375	OCCUPATIONAL HEALTH CENTERS							
I-14535356	PRE-EMP SCREENING	R	1/13/2021			121735		
01 510520	PROFESSIONAL CONSULTING	PRE-EMP SCREENING		71.00				71.00
3935	SCOTT R HALE PLUMBING							
I-517520	HYDROJET KITCHEN DRAIN	R	1/13/2021			121736		
01 510220	BUILDING & GROUNDS	HYDROJET KITCHEN DRA		740.00				740.00
4236	STATE TRAILER SUPPLY							
I-10-665083	Water Systems Tools	R	1/13/2021			121737		
01 530240	TOOLS & SUPPLIES - CONST	Water Systems Tools		155.95				155.95
4350	THE DATA CENTER							
I-53253	DEC 2020 FULL SERVICE PRINTING	R	1/13/2021			121738		
01 510420	POSTAGE & MAILING	DEC 2020 FULL SERVIC		3,155.89				
I-53254	DEC 2020 POSTAGE & HANDLING	R	1/13/2021			121738		
01 510420	POSTAGE & MAILING	DEC 2020 POSTAGE & H		8,499.09				11,654.98

VENDOR I.D.	NAME	STATUS	CHECK DATE	AMOUNT	DISCOUNT	CHECK NO	CHECK STATUS	CHECK AMOUNT
1 I-202101126079 01 43099	DECAL EXPRESS, , FIRE HYD REFUN MISC INCOME	R	1/14/2021	848.89		121739		848.89
1 I-202101126084 01 510480	KELLY ROBISON, , VH INSP RECERT TRAINING & EDUCATION - ADM	R	1/14/2021	4.50		121740		4.50
1 I-202101136088 01 500010	IDANELY OROSCO-TREJO, , PR DEP SALARIES & WAGES	R	1/14/2021	100.00		121741		100.00
1069 I-202101126083 01 510410	ADAMS, MARY SANITIZING WIPES OFFICE SUPPLIES/PRINTING	R	1/14/2021	22.98		121742		22.98
1268.1 I-141950 01 510430	APPLICANTPRO FEB 2021 MONTHLY CHARGES GENERAL ADMINISTRATIVE	R	1/14/2021	169.00		121743		169.00
1672 I-1168 01 510440	CENTRICITY GIS 2021 CITYWORKS/BLUE STAKES INT COMPUTER SUPPLIES/EQUIPMENT	R	1/14/2021	5,500.00		121744		5,500.00
1736.1 I-24316 01 510440	COLEMAN'S TELECOM SCRTY CAMERA CATS CBL/WELL 16 COMPUTER SUPPLIES/EQUIPMENT	R	1/14/2021	73.92		121745		73.92
1911 I-30035 01 510430	DATA SERVICES - SLCO JAN 2021 MONTHLY CHARGES GENERAL ADMINISTRATIVE	R	1/14/2021	27.72		121746		27.72
1922 I-200943 01 510440	DAWSON INFRASTRUCTURE SOLUTION IT PIPES SOFTWARE RENEWAL COMPUTER SUPPLIES/EQUIPMENT	R	1/14/2021	1,600.00		121747		1,600.00
2070 I-19088 01 510440	ECT SALES AND SERVICE WELL #16 VFD/ON-SITE SERVICES COMPUTER SUPPLIES/EQUIPMENT	R	1/14/2021	2,999.16		121748		2,999.16
2102 I-FBN4122785 01 510235 01 510235 01 510235 01 510235 01 510235 01 510235 01 510235	ENTERPRISE FM TRUST JAN 2021 MONTHLY LEASE CHARGES VEHICLE LEASE VEHICLE LEASE VEHICLE LEASE VEHICLE LEASE VEHICLE LEASE VEHICLE LEASE VEHICLE LEASE	R	1/14/2021	481.76 532.29 572.38 552.12 2,071.78 8.00		121749		

VENDOR I.D.	NAME	STATUS	CHECK DATE	AMOUNT	DISCOUNT	CHECK NO	CHECK STATUS	CHECK AMOUNT
2102	ENTERPRISE FM TRUST CONT							
I-FBN4122785	JAN 2021 MONTHLY LEASE CHARGES	R	1/14/2021			121749		
01 510235	VEHICLE LEASE	UNIT 33	LEASE CHARGE	540.01				
01 510235	VEHICLE LEASE	UNIT 37	LEASE CHARGE	500.16				
01 510235	VEHICLE LEASE	UNIT 38	LEASE CHARGE	521.55				
01 510235	VEHICLE LEASE	UNIT 50	LEASE CHARGE	829.19				
01 510235	VEHICLE LEASE	UNIT 59	LEASE CHARGE	540.01				
01 510235	VEHICLE LEASE	UNIT 30	LEASE CHARGE	995.67				
01 510235	VEHICLE LEASE	UNIT 30	MAINT CHARGE	8.00				
01 510235	VEHICLE LEASE	UNIT 14	LEASE CHARGE	621.10				
01 510235	VEHICLE LEASE	UNIT 5	LEASE CHARGES	621.10				
01 510235	VEHICLE LEASE	UNIT 1	LEASE CHARGES	731.33				
01 510235	VEHICLE LEASE	UNIT 54	LEASE CHARGE	684.80				
01 510235	VEHICLE LEASE	UNIT 47	LEASE CHARGE	712.53				
01 510235	VEHICLE LEASE	UNIT 28	LEASE CHARGE	289.09				
01 510235	VEHICLE LEASE	UNIT 21	LEASE CHARGE	2,052.07				
01 510235	VEHICLE LEASE	UNIT 53	LEASE CHARGE	623.32				
01 510235	VEHICLE LEASE	UNIT 27	LEASE CHARGE	533.84				
01 510235	VEHICLE LEASE	UNIT 52	LEASE CHARGE	533.84				
01 510235	VEHICLE LEASE	UNIT 55	LEASE CHARGE	533.84				
01 510235	VEHICLE LEASE	UNIT 12	LEASE CHARGE	616.91				
01 510235	VEHICLE LEASE	UNIT 60	LEASE CHARGE	541.91				17,248.60
2562	HILDEBRAND, JASON G							
I-202101126081	2021 BOOT REIMBURSEMENT	R	1/14/2021			121750		
01 510490	SAFETY EXPENSE	2021	BOOT REIMBURSEM	100.00				100.00
2772	JOHNSON, KRISTY							
I-202101126082	REIMB WIPES/FORK,KNIVE,NAPKIN	R	1/14/2021			121751		
01 510410	OFFICE SUPPLIES/PRINTING	REIMB	WIPES/FORK,KNI	50.95				50.95
2823	JWC ENVIRONMENTAL							
I-104878	DECKER MAIN MUFFIN MONSTER	R	1/14/2021			121752		
01 550210	REPAIR SUPPLIES - WW	DECKER	MAIN MUFFIN M	3,224.42				3,224.42
3243	NPW/AUTO VALUE							
I-44-00359849	Anti Freeze	R	1/14/2021			121753		
01 530210	REPAIR SUPPLIES - CONST	Anti	Freeze	75.48				75.48
3749	ROCKY MTN VALVES & AUTOMATION,							
I-12482-14862	Evans PRV Repair	R	1/14/2021			121754		
01 530210	REPAIR SUPPLIES - CONST	PRV	Repair	780.77				780.77

VENDOR I.D.	NAME	STATUS	CHECK DATE	AMOUNT	DISCOUNT	CHECK NO	CHECK STATUS	CHECK AMOUNT
4693	I-EPIV00000693640 01 510440	UTOPIA JAN 2021 FIBER OPTICS COMPUTER SUPPLIES/EQUIPMENT	R 1/14/2021 DEC 2020 FIBER OPTIC	500.00		121755		500.00
3960	I-4506435 01 510450	SERVPRO OF BOUNTIFUL/LAYTON/KA CLAIM/S PASI/4406 EARLY DUKE S GENERAL INSURANCE	R 1/14/2021 CLAIM/S PASI/4406 EA	4,256.15		121756		4,256.15
4362	I-LL1030 01 510450	THE FLOOD COMPANY CLAIM/T LLOYD/6208 W TERRACE R GENERAL INSURANCE	R 1/14/2021 CLAIM/T LLOYD/6208 W	8,836.90		121757		8,836.90
4479	I-025-319828 01 510440 I-025-320243 01 510440	TYLER TECHNOLOGIES 2020 4TH QTR INSITE TRANS FEE COMPUTER SUPPLIES/EQUIPMENT 2020 4TH QTR UTIL BILL NOTIFY COMPUTER SUPPLIES/EQUIPMENT	R 1/14/2021 2020 4TH QTR INSITE R 1/14/2021 2020 4TH QTR UTIL BI	7,833.75 263.90		121758 121758		8,097.65
1725	I-CS2202101196089 01 22080	CHILD SUPPORT SERVICES CASE #C001446501 GARNISHMENT PAYABLE	R 1/20/2021 CASE #C001446501	84.46		121759		84.46
1725	I-CS3202101196089 01 22080	CHILD SUPPORT SERVICES CASE #C001355847 GARNISHMENT PAYABLE	R 1/20/2021 CASE #C001355847	172.62		121760		172.62
2902	I-G07202101196089 01 22080	KIRK A CULLIMORE CIVIL NO 190402707 GARNISHMENT PAYABLE	R 1/20/2021 CIVIL NO 190402707	315.94		121761		315.94
4870	I-4K%202101196089 01 22040 01 500120 I-LM2202101196089 01 22040 I-LMS202101196089 01 22040	WELLS FARGO ADVISORS 401(K) CONTRIBUTIONS RETIREMENT CONTRIB PAYABLE 401K PLAN EXPENSE 401(K) LOAN PAYMENT RETIREMENT CONTRIB PAYABLE 401(K) LOAN PAYMENT RETIREMENT CONTRIB PAYABLE	R 1/20/2021 401(K) CONTRIBUTIONS 401(K) CONTRIBUTIONS R 1/20/2021 401(K) LOAN PAYMENT R 1/20/2021 401(K) LOAN PAYMENT	287.77 21,365.36 299.87 1,616.29		121762 121762 121762		23,569.29
1	I-202101206090 01 510430	JEREMY GREGORY, ,PE LIC RENEW GENERAL ADMINISTRATIVE	R 1/20/2021 JEREMY GREGORY, :,PE	121.00		121763		121.00

VENDOR I.D.	NAME	STATUS	CHECK DATE	AMOUNT	DISCOUNT	CHECK NO	CHECK STATUS	CHECK AMOUNT
1	I-202101206093 01 43099	BLACK SHEEP SERVICES, ,FH REFU MISC INCOME	R 1/20/2021	1,550.00		121764		1,550.00
1480	I-95617 01 570230 I-95623 01 530210	BOB'S LOCK SAFE & KEY UNIT 03 MAIN AND TOOL KEY VEHICLE MAINT & FUEL - VEH Keys REPAIR SUPPLIES - CONST	R 1/20/2021 R 1/20/2021 R 1/20/2021	119.48 62.40		121765 121765		181.88
1950	I-34376 01 560210	DIAMOND CUTTING, LLC 8" LARGE METER GASKETS REPAIR SUPPLIES - METER	R 1/20/2021	43.32		121766		43.32
2168	I-122-181107 01 570240 I-24-2181737 01 570240 I-79-1058956 01 570240 I-80-237082 01 570240	FACTORY MOTOR PARTS TIRE TOOLS AND SCRAPERS TOOLS - VEH TIRE TOOLS AND SCRAPERS TOOLS - VEH TIRE TOOLS AND SCRAPERS TOOLS - VEH TIRE TOOLS AND SCRAPERS TOOLS - VEH	R 1/20/2021 R 1/20/2021 R 1/20/2021 R 1/20/2021 R 1/20/2021	17.98 21.29 35.64 19.74		121767 121767 121767 121767		94.65
2184.1	I-UTSAL69738 01 510490 I-UTSAL69887 01 510490	FASTENAL COMPANY PPE VENDING SUPPLIES SAFETY EXPENSE PPE VENDING SUPPLIES SAFETY EXPENSE	R 1/20/2021 R 1/20/2021	168.00 423.32		121768 121768		591.32
2241	I-66341277 01 570230	FLEET PRIDE TRAILER AIRBAG SUSPENSION VEHICLE MAINT & FUEL - VEH	R 1/20/2021	219.01		121769		219.01
2505	I-114119/1 01 510430	HARMONS DIST. SYMPATHY/G LARSON GENERAL ADMINISTRATIVE	R 1/20/2021	59.50		121770		59.50
2772	I-202101206092 01 510430	JOHNSON, KRISTY REIMB STATE OF DISTRICT REFRES GENERAL ADMINISTRATIVE	R 1/20/2021	131.52		121771		131.52
3243	I-44-00359893 01 570230 I-44-00360788 01 510220 I-44-00361969	NPW/AUTO VALUE FRONT/REAR BRAKES UNIT 32 VEHICLE MAINT & FUEL - VEH BELT BUILDING B WALL FAN BUILDING & GROUNDS HITACHI TURBO STUDS	R 1/20/2021 R 1/20/2021 R 1/20/2021	162.89 13.49		121772 121772 121772		

VENDOR I.D.	NAME	STATUS	CHECK DATE	AMOUNT	DISCOUNT	CHECK NO	CHECK STATUS	CHECK AMOUNT
3243	NPW/AUTO VALUE CONT I-44-00361969 01 570230	R	1/20/2021			121772		182.62
	HITACHI TURBO STUDS VEHICLE MAINT & FUEL - VEH	HITACHI	TURBO STUDS	6.24				
3401	OWEN EQUIPMENT COMPANY I-00101060 01 530240	R	1/20/2021			121773		
	WS Tools Hydroex TOOLS & SUPPLIES - CONST	WS	Tools Hydroex	381.73				
	I-00101100 01 530240	R	1/20/2021			121773		1,497.89
	WS Tools Hydroex TOOLS & SUPPLIES - CONST	WS	Tools Hydroex	1,116.16				
3803	RUSH TRUCK CENTERS OF UTAH INC I-3021972925 01 570230	R	1/20/2021			121774		145.00
	WINDOW GEAR UNIT 21 VEHICLE MAINT & FUEL - VEH	WINDOW	GEAR UNIT 21	145.00				
4620	UTAH LOCAL GOVERNMENTS TRUST C-1586695 01 510450	R	1/20/2021			121775		
	20120-AUTO/PHYS DMG ENDORSE GENERAL INSURANCE	#20120-AUTO/PHYS	DMG	124.45	CR			
	C-1587302 01 510450	R	1/20/2021			121775		
	20120-AUTO/PHYS DMG ENDORSE GENERAL INSURANCE	20120-AUTO/PHYS	DMG	110.83	CR			
	C-1587976 01 510450	R	1/20/2021			121775		
	20120-AUTO/PHYS DMG ENDORSE GENERAL INSURANCE	20120-AUTO/PHYS	DMG	164.75	CR			
	I-1587303 01 510450	R	1/20/2021			121775		
	20120-PROP/BLD END-EQ IN END GENERAL INSURANCE	20120-PROP/BUILDING		425.93	CR			
	01 510450	R	1/20/2021			121775		
	20120-PROP/EQUIP-OPE GENERAL INSURANCE	20120-PROP/EQUIP-OPE		496.82				
	I-1588624 01 510450	R	1/20/2021			121775		
	20120-AUTO/1-23-21 TO 1-22-22 GENERAL INSURANCE	20120-AUTO/1-23-21	T	19,651.10				
	I-1588625 01 510450	R	1/20/2021			121775		
	20120-LIAB/1-23-21 TO 1-22-22 GENERAL INSURANCE	20120-LIAB/1-23-21	T	105,967.00				
	I-1588626 01 510450	R	1/20/2021			121775		196,642.33
	20120-PROP/1-23-21 TO 1-22-22 GENERAL INSURANCE	20120-PROP/1-23-21	T	71,353.37				
4730	W-CUBED INC I-2720-135 01 550210	R	1/20/2021			121776		5,326.26
	Warner WWPS impeller REPAIR SUPPLIES - WW	Warner WWPS	impeller	5,326.26				
4899	WESTERN WATER WORKS SUPPLY COM I-2101349-00 01 530210	R	1/20/2021			121777		1,669.40
	4" shoes for fire hydrant REPAIR SUPPLIES - CONST	4" shoes for fire	hy	1,669.40				
1670	CENTRAL VALLEY WATER REC FACIL I-202101206096 01 580310	R	1/20/2021			121778		
	DEC 2020 INVOICE FACILITY OPERATION - C.V.	FACILITY OPERATION		467,283.42				
	01 580340	R	1/20/2021			121778		
	PRETREATMENT FIELD - C.V.	PRETREATMENT FIELD		16,120.07				
	01 580350	R	1/20/2021			121778		
	LABORATORY - C.V.	ENTITY LAB WORK		1,221.00				
	01 580350	R	1/20/2021			121778		
	LABORATORY - C.V.	NET LAB COSTS		17,286.76				
	01 580320	R	1/20/2021			121778		
	PROJECT BETTERMENTS- C.V.	MONTHLY CIP		47,499.12				
	01 580380	R	1/20/2021			121778		710,485.33
	CVW DEBT SERVICE	LOAN PAYMENT		161,074.96				

VENDOR I.D.	NAME	STATUS	CHECK DATE	AMOUNT	DISCOUNT	CHECK NO	CHECK STATUS	CHECK AMOUNT
2255	I-15289 01 520920-19D	FORSGREN ASSOCIATES INC 19D:PRV UPGRD & LRG MTR REPLAC PRV UPGRADES & LRG MTR REPLACE	R 1/20/2021	1,170.50		121779		1,170.50
2490	I-43502 01 520520	HANSEN, ALLEN & LUCE, INC. 2020 WST WTR MODEL UPDATE PROFESSIONAL CONSULTING - ENG	R 1/20/2021	6,995.69		121780		6,995.69
3960	I-4506437 01 510450	SERVPRO OF BOUNTIFUL/LAYTON/KA CLAIM/D BEACH/4394 EARLY DUKE GENERAL INSURANCE	R 1/20/2021	27,893.46		121781		27,893.46
1	I-202101216098 01 510450	TRISHA LLOYD, ,DMG CLM/6208 TE GENERAL INSURANCE	R 1/21/2021	15,033.99		121782		15,033.99
1	I-202101266111 01 510430	RYAN DRANEY, ,CDL REIMB GENERAL ADMINISTRATIVE	R 1/27/2021	70.00		121784		70.00
1	I-202101276116 01 510490	KEVIN KILLPACK, ,2021 BOOT REI SAFETY EXPENSE	R 1/27/2021	100.00		121785		100.00
1	I-202101276117 01 510430	RYAN DRANEY, ,CDL PHYSICAL REI GENERAL ADMINISTRATIVE	R 1/27/2021	113.50		121786		113.50
1298	I-20415 01 530240 01 550240 01 570230	ARLINGTON SALES AND RENTAL LLC ANNUAL CRANE INSPECTIONS TOOLS & SUPPLIES - CONST TOOLS & SUPPLIES - WW VEHICLE MAINT & FUEL - VEH	R 1/27/2021	165.00 2,035.00 1,430.00		121787		3,630.00
1434	I-6338843 01 570230 01 570230 01 570230	BATTERY SYSTEMS INC 3 BATTERIES FOR FLEET VEH VEHICLE MAINT & FUEL - VEH VEHICLE MAINT & FUEL - VEH VEHICLE MAINT & FUEL - VEH	R 1/27/2021	63.90 170.30 8.80		121788		243.00
1465	I-19C:NO 6 01 520920-19C	BLACK SHEEP OILFIELD SVCS, LLC PMT 6/19C:2200 W WATERLINE 2200 W WATERLINE PROJECT	R 1/27/2021	44,870.77		121789		44,870.77

VENDOR I.D.	NAME	STATUS	CHECK DATE	AMOUNT	DISCOUNT	CHECK NO	CHECK STATUS	CHECK AMOUNT
1475	I-202101266112 01 510430	BLEVINS, DAMIEN M REIMB CROSS CONN CTRL EXAM GENERAL ADMINISTRATIVE	R 1/27/2021	255.00		121790		255.00
1650	I-6637143 01 510440	CDW GOVERNMENT LLC Desktop Replacements COMPUTER SUPPLIES/EQUIPMENT	R 1/27/2021	5,852.00		121791		5,852.00
1725.5	I-4073225180 01 510220	CINTAS CORPORATION MATS BUILDING & GROUNDS	R 1/27/2021	119.24		121792		119.24
1725.7	I-5100387005 01 510440	CISCO SYSTEMS JAN 2021 WEBEX EVENTS COMPUTER SUPPLIES/EQUIPMENT	R 1/27/2021	113.30		121793		113.30
1741	I-CLA202101056066 01 22050	COLONIAL LIFE & ACCIDENT INSUR COLONIAL LIFE INS AFTER TAX HEALTH INSURANCE PAYABLE	R 1/27/2021	62.46		121794		
	I-CLA202101196089 01 22050	COLONIAL LIFE INS AFTER TAX HEALTH INSURANCE PAYABLE	R 1/27/2021	300.56		121794		
	I-CLP202101056066 01 22050	COLONIAL LIFE INS PRETAX HEALTH INSURANCE PAYABLE	R 1/27/2021	58.53		121794		
	I-CLP202101196089 01 22050	COLONIAL LIFE INS PRETAX HEALTH INSURANCE PAYABLE	R 1/27/2021	197.83		121794		619.38
1922	I-210043 01 550240	DAWSON INFRASTRUCTURE SOLUTION New Cable put on reel TOOLS & SUPPLIES - WW	R 1/27/2021	528.00		121795		528.00
1930	I-5693247 01 500130	DENTAL SELECT FEB 2021 PREMIUM PAY HEALTH INSURANCE	R 1/27/2021	612.17		121796		
	01 500130	HEALTH INSURANCE		321.59				
	I-DIF202101056066 01 500130	DENTAL INSURANCE FAMILY HEALTH INSURANCE	R 1/27/2021	6,102.18		121796		
	I-DIS202101056066 01 500130	DENTAL INSURANCE SINGLE HEALTH INSURANCE	R 1/27/2021	217.07		121796		
	I-DIS202101196089 01 500130	DENTAL INSURANCE SINGLE HEALTH INSURANCE	R 1/27/2021	31.01		121796		7,284.02
1975	I-SI505970 01 510440	DLT SOLUTIONS LLC AutoCAD Renewal COMPUTER SUPPLIES/EQUIPMENT	R 1/27/2021	7,095.78		121797		7,095.78

VENDOR I.D.	NAME	STATUS	CHECK DATE	AMOUNT	DISCOUNT	CHECK NO	CHECK STATUS	CHECK AMOUNT
2140	ERIKS NORTH AMERICA, INC. Hose for sump pump	R	1/27/2021			121798		
I-WV247953 01 530240	TOOLS & SUPPLIES - CONST			16.20				
I-WV248234 01 530240	Parts for Trash Pump TOOLS & SUPPLIES - CONST	R	1/27/2021	74.44		121798		90.64
2184.1	FASTENAL COMPANY PPE VENDING SUPPLIES	R	1/27/2021			121799		
I-MN019493160 01 510490	SAFETY EXPENSE			20.00				
I-UTSAL70038 01 510490	PPE VENDING SUPPLIES SAFETY EXPENSE	R	1/27/2021	186.66		121799		206.66
2380	GRAINGER INC Extension Cord/Bat Tender	R	1/27/2021			121800		
I-9769651465 01 550240	TOOLS & SUPPLIES - WW			210.20				
I-9776869613 01 530240	Pipe Scrappers TOOLS & SUPPLIES - CONST	R	1/27/2021	178.20		121800		
I-9780223351 01 530240	Spike Hammers TOOLS & SUPPLIES - CONST	R	1/27/2021	93.60		121800		482.00
2457	H.D. FOWLER COMPANY PRV Repair	R	1/27/2021			121801		
I-I5682673 01 530210	REPAIR SUPPLIES - CONST			444.61				444.61
2538	HELM, JASON M&IE,MILEAGE/2021 UCEA CONF	R	1/27/2021			121802		
I-202101266115 01 510480	TRAINING & EDUCATION - ADM			294.52				294.52
2591	HONNEN EQUIPMENT ASPHALT ROLLER	R	1/27/2021			121803		
I-1236224 01 570230	VEHICLE MAINT & FUEL - VEH			589.13				589.13
2595	HOUSE OF PUMPS Trash Pump Unit 50	R	1/27/2021			121804		
I-138399 01 530240	TOOLS & SUPPLIES - CONST			318.00				318.00
2620	HYDRO SPECIALTIES CO WS Emergency Repairs	R	1/27/2021			121805		
I-23947 01 530210	REPAIR SUPPLIES - CONST			19,505.14				19,505.14
2875	KEMP, DUSTIN 2021 BOOT REIMBURSEMENT	R	1/27/2021			121806		
I-202101256102 01 510490	SAFETY EXPENSE			100.00				100.00

VENDOR I.D.	NAME	STATUS	CHECK DATE	AMOUNT	DISCOUNT	CHECK NO	CHECK STATUS	CHECK AMOUNT
2971	LEGALSHIELD							
C-202101256108	W/H ROUNDING ADJ	R	1/27/2021			121807		
01 500170	LIFE/LTD/LTC INSURANCE			0.07CR				
I-LSP202101056066	LEGAL SHIELD PAYABLE	R	1/27/2021			121807		
01 22061	LEGAL SHIELD PAYABLE			102.65				
I-LSP202101196089	LEGAL SHIELD PAYABLE	R	1/27/2021			121807		
01 22061	LEGAL SHIELD PAYABLE			102.65				205.23
3003	LINCOLN NATIONAL LIFE INSURANC							
I-4192259280	ACCT:BL-1183524/FEB 21 LFE/LTD	R	1/27/2021			121808		
01 500170	LIFE/LTD/LTC INSURANCE			7,526.67				7,526.67
3085	MARTI, TODD B							
I-202101266113	M&IE,MILEAGE/2021 UCEA CONF	R	1/27/2021			121809		
01 510480	TRAINING & EDUCATION - ADM			294.52				294.52
3117	MCMICHAEL, DERRICK R							
I-202101256104	2021 BOOT REIMBURSEMENT	R	1/27/2021			121810		
01 510490	SAFETY EXPENSE			100.00				100.00
3215	MOUNTAIN VALLEY MECHANICAL							
I-INV6096	furnace repair Armstrong	R	1/27/2021			121811		
01 550210	REPAIR SUPPLIES - WW			120.00				120.00
3242	NARTEH, VICTOR N							
I-202101266114	M&IE,MILEAGE/2021 UCEA CONF	R	1/27/2021			121812		
01 510480	TRAINING & EDUCATION - ADM			274.52				274.52
3243	NPW/AUTO VALUE							
I-44-00361392	Drill bit	R	1/27/2021			121813		
01 550240	TOOLS & SUPPLIES - WW			17.48				17.48
3375	OCCUPATIONAL HEALTH CENTERS							
I-14573888	PRE-EMP SCREENING	R	1/27/2021			121814		
01 510520	PROFESSIONAL CONSULTING			71.00				71.00
3480	PITNEY BOWES							
I-202101266110	POSTAGE MACHINE	R	1/27/2021			121815		
01 510420	POSTAGE & MAILING			450.00				450.00
3747	ROCKY MTN POWER							
I-202101256109	POWER/PRV/4109 S FALCON ST	R	1/27/2021			121816		
01 520920-18B	4100 S/WEST OF BANGERTER			1,140.20				1,140.20

VENDOR I.D.	NAME	STATUS	CHECK DATE	AMOUNT	DISCOUNT	CHECK NO	CHECK STATUS	CHECK AMOUNT
3950	SELECTHEALTH							
I-210180001234	FEB 2021 PREMIUM PAYMENT	R	1/27/2021			121817		
01 500130	HEALTH INSURANCE	RETIREE HEALTH INS		10,608.10				
01 500130	HEALTH INSURANCE	NEW EMPLOYEE HEALTH		1,340.00				
01 500130	HEALTH INSURANCE	CORRECT WH 1/7 T STO		199.00CR				
I-FSM202101056066	HEALTH INS FAM. SELECT MED	R	1/27/2021			121817		
01 22050	HEALTH INSURANCE PAYABLE	HEALTH INS FAM. SELE		199.00				
01 500130	HEALTH INSURANCE	HEALTH INS FAM. SELE		84,420.00				
I-SSM202101056066	SINGLE SELECT MED	R	1/27/2021			121817		
01 500130	HEALTH INSURANCE	SINGLE SELECT MED		3,674.40				
I-SSM202101196089	SINGLE SELECT MED	R	1/27/2021			121817		
01 500130	HEALTH INSURANCE	SINGLE SELECT MED		459.30				100,501.80
4545	UNUM LIFE INSURANCE CO OF AMER							
I-202101256106	UNUM LIFE INSURANCE CO OF AMER	R	1/27/2021			121818		
01 500170	LIFE/LTD/LTC INSURANCE	UNUM LIFE INSURANCE		223.20				
I-UNM202101056066	LONG TERM CARE ER	R	1/27/2021			121818		
01 22060	OTHER INSURANCE PAYABLE	LONG TERM CARE ER		1.75				
I-UNM202101196089	LONG TERM CARE ER	R	1/27/2021			121818		
01 22060	OTHER INSURANCE PAYABLE	LONG TERM CARE ER		1.75				226.70
5070	ZIONS FIRST NATIONAL BANK							
I-3249118-2021	'12 SWR BOND/2021 PAYMENT	R	1/27/2021			121819		
01 510550	BOND INTEREST EXPENSE	'12 SWR BOND/2021 PA		102,125.00				
01 25060	2012 BOND PAYABLE - DEQ	'12 SWR BOND/2021 PA		295,000.00				
01 11545	WAT & SEW REV 2012-3249118	'12 SWR BOND/2021 PA		11,430.35CR				385,694.65
1465	BLACK SHEEP OILFIELD SVCS, LLC							
I-19C:NO 5	PMT 5/19C:2200 W WATERLINE	R	1/27/2021			121820		
01 520920-19C	2200 W WATERLINE PROJECT	PMT 5/19C:2200 W WAT		79,609.96				79,609.96
1922	DAWSON INFRASTRUCTURE SOLUTION							
I-210042	Termination Repair	R	1/27/2021			121821		
01 550240	TOOLS & SUPPLIES - WW	Termination Repair		625.22				625.22
2283	FRANSON CIVIL ENGINEERS INC.							
I-07076	19C:2200 W WATERLINE/PROFESSIO	R	1/27/2021			121822		
01 520920-19C	2200 W WATERLINE PROJECT	19C:2200 W WATERLINE		6,829.04				6,829.04
2734.5	JACQUES & ASSOCIATES							
I-1544	18K:PRINTERS ROW WTRLN REPLACE	R	1/27/2021			121823		
01 520920-18K	PRINTERS ROW WATERLINE REPLACE	18K:PRINTERS ROW WTR		1,316.00				
I-1545	19F:3600 W WATERLINE/PROFESSIO	R	1/27/2021			121823		
01 520920-19F	3600 WEST WATERLINE	19F:3600 W WATERLINE		3,008.55				
I-1546	19C:2200 W WATERLINE/PROFESSIO	R	1/27/2021			121823		
01 520920-19C	2200 W WATERLINE PROJECT	19C:2200 W WATERLINE		3,425.21				7,749.76

VENDOR I.D.	NAME	STATUS	CHECK DATE	AMOUNT	DISCOUNT	CHECK NO	CHECK STATUS	CHECK AMOUNT
3550	PSOMAS I-169708 01 520920-19F	R	1/27/2021	3,387.50		121824		3,387.50
3747	ROCKY MTN POWER I-202101256101 01 530280 01 510460 01 550280	R	1/27/2021	16,645.97 3,094.37 17,792.30		121825		37,532.64
3755	ROLFE EXCAVATING AND CONST I-18K:NO 6 01 520920-18K	R	1/27/2021	344,404.94		121826		344,404.94
4880	WEST VALLEY CITY I-AR21-0081 01 520920	R	1/27/2021	21,987.50		121827		21,987.50

* * T O T A L S * *	NO	INVOICE AMOUNT	DISCOUNTS	CHECK AMOUNT
REGULAR CHECKS:	151	2,801,262.07	0.00	2,801,262.07
HAND CHECKS:	0	0.00	0.00	0.00
DRAFTS:	18	300,769.84	0.00	300,769.84
EFT:	0	0.00	0.00	0.00
NON CHECKS:	0	0.00	0.00	0.00
VOID CHECKS:	0	VOID DEBITS 0.00		
		VOID CREDITS 0.00	0.00	0.00

TOTAL ERRORS: 0

** G/L ACCOUNT TOTALS **

G/L ACCOUNT	NAME	AMOUNT
01 11545	WAT & SEW REV 2012-3249118	11,430.35CR
01 12060	A/R - OTHER	48.49
01 21015	AMEX/MC PAYABLE	24,230.12
01 22040	RETIREMENT CONTRIB PAYABLE	7,224.76
01 22050	HEALTH INSURANCE PAYABLE	1,304.56
01 22060	OTHER INSURANCE PAYABLE	3.50
01 22061	LEGAL SHIELD PAYABLE	205.30
01 22080	GARNISHMENT PAYABLE	1,146.04
01 22090	CAFETERIA PLAN PAYABLE	8,708.34
01 23010	FEDERAL W/H & MEDICARE PAYABLE	35,041.15
01 23020	STATE W/H PAYABLE	17,168.88

** G/L ACCOUNT TOTALS **

G/L ACCOUNT	NAME	AMOUNT
01 25060	2012 BOND PAYABLE - DEQ	295,000.00
01 41020	SEWER SERVICE CHARGES	6,379.34
01 43099	MISC INCOME	2,398.89
01 500010	SALARIES & WAGES	100.00
01 500110	STATE RETIREMENT PLAN	64,185.53
01 500120	401K PLAN EXPENSE	42,338.31
01 500130	HEALTH INSURANCE	279,324.52
01 500150	MEDICARE	5,224.39
01 500160	WORKERS COMP INS	2,676.04
01 500170	LIFE/LTD/LTC INSURANCE	16,014.00
01 500180	STATE UNEMPLOYMENT	1,153.22
01 510220	BUILDING & GROUNDS	5,008.58
01 510230	VEHICLE FUEL - ADM	4,681.74
01 510235	VEHICLE LEASE	17,248.60
01 510410	OFFICE SUPPLIES/PRINTING	783.29
01 510420	POSTAGE & MAILING	12,104.98
01 510430	GENERAL ADMINISTRATIVE	13,221.95
01 510440	COMPUTER SUPPLIES/EQUIPMENT	44,926.69
01 510450	GENERAL INSURANCE	252,662.83
01 510460	UTILITIES - ADMIN	6,789.00
01 510470	TELEPHONE	6,407.74
01 510480	TRAINING & EDUCATION - ADM	4,961.06
01 510490	SAFETY EXPENSE	2,468.18
01 510500	LEGAL EXPENSE	3,966.52
01 510520	PROFESSIONAL CONSULTING	1,664.80
01 510540	BANKING & BONDING EXPENSE	334.82
01 510550	BOND INTEREST EXPENSE	102,125.00
01 520520	PROFESSIONAL CONSULTING - ENG	16,956.89
01 520920	INFRASTRUCTURE PURCHASES	21,987.50
01 520920-18B	4100 S/WEST OF BANGERTER	1,246.20
01 520920-18C	METER 80 PIPING MODIFICATIONS	930.00
01 520920-18K	PRINTERS ROW WATERLINE REPLACE	345,720.94
01 520920-19C	2200 W WATERLINE PROJECT	134,734.98
01 520920-19D	PRV UPGRADES & LRG MTR REPLACE	1,170.50
01 520920-19F	3600 WEST WATERLINE	6,396.05
01 520920-20B	RUSHTON WATER TREATMENT PLANT	3,070.00
01 520920-20D	KENT BOOSTER RPLCMNT & TANK	32,297.65
01 520920-20M	BLDG A BATHROOM UPGRADES	1,123.06CR
01 530210	REPAIR SUPPLIES - CONST	30,735.06
01 530240	TOOLS & SUPPLIES - CONST	2,699.44
01 530250	WATER SUPPLY EXPENSE	450,490.39
01 530280	UTILITIES - WATER/OPS	19,279.12
01 550210	REPAIR SUPPLIES - WW	15,435.49
01 550240	TOOLS & SUPPLIES - WW	8,374.27
01 550280	UTILITIES - WW	19,411.76
01 560210	REPAIR SUPPLIES - METER	398.57

** G/L ACCOUNT TOTALS **

G/L ACCOUNT	NAME	AMOUNT
01 570230	VEHICLE MAINT & FUEL - VEH	3,439.37
01 570240	TOOLS - VEH	94.65
01 580310	FACILITY OPERATION - C.V.	467,283.42
01 580320	PROJECT BETTERTMENTS- C.V.	47,499.12
01 580340	PRETREATMENT FIELD - C.V.	16,120.07
01 580350	LABORATORY - C.V.	18,507.76
01 580380	CVW DEBT SERVICE	161,074.96
	*** FUND TOTAL ***	3,102,031.91

VENDOR SET: 01	BANK: GENCK	TOTALS:	NO	INVOICE AMOUNT	DISCOUNTS	CHECK AMOUNT
			169	3,102,031.91	0.00	3,102,031.91
BANK: GENCK	TOTALS:		169	3,102,031.91	0.00	3,102,031.91
REPORT TOTALS:			169	3,102,031.91	0.00	3,102,031.91

SELECTION CRITERIA

VENDOR SET: 01-GRANGER-HUNTER IMPRV DIST
 VENDOR: ALL
 BANK CODES: All
 FUNDS: All

CHECK SELECTION

CHECK RANGE: 000000 THRU 999999
 DATE RANGE: 1/01/2021 THRU 1/31/2021
 CHECK AMOUNT RANGE: 0.00 THRU 999,999,999.99
 INCLUDE ALL VOIDS: YES

PRINT OPTIONS

SEQUENCE: CHECK NUMBER

PRINT TRANSACTIONS: YES
 PRINT G/L: YES
 UNPOSTED ONLY: NO
 EXCLUDE UNPOSTED: NO
 MANUAL ONLY: NO
 STUB COMMENTS: NO
 REPORT FOOTER: NO
 CHECK STATUS: NO
 PRINT STATUS: * - All

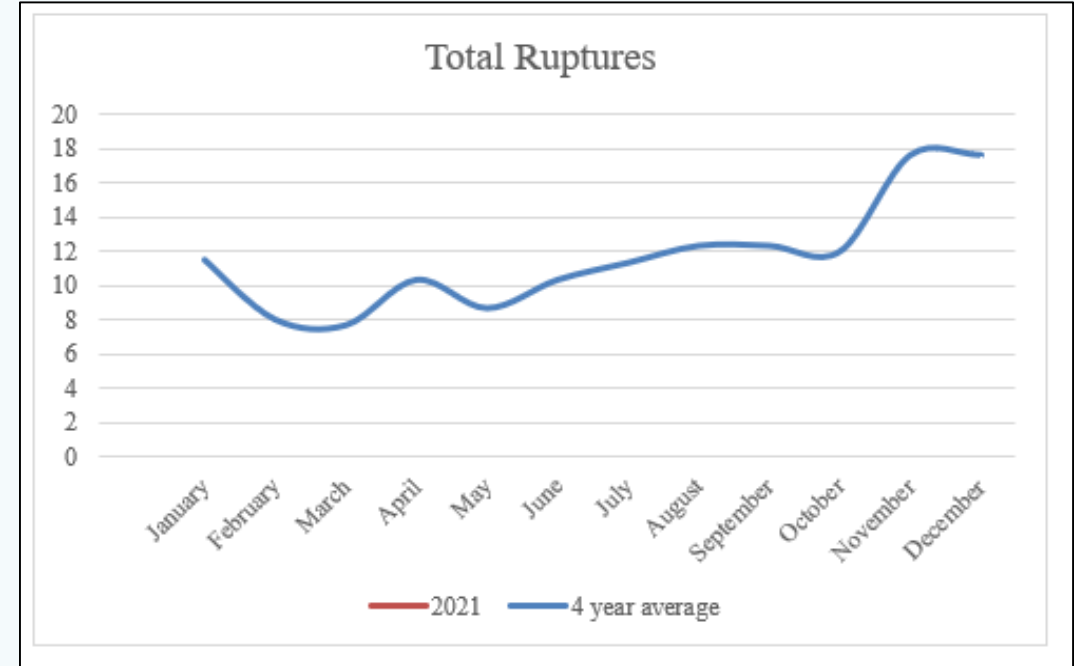
Wastewater Maintenance Update

Water Breaks and Leaks

Breaks & Leaks Combined Totals															
GHID Breaks					GHID Leaks					Total Ruptures					
2017	2018	2019	2020	2021	Year	2017	2018	2019	2020	2021	2017	2018	2019	2020	2021
18	10	12	8	9	January	3	4	1	2	0	21	14	13	10	9
8	5	9	3		February	1	1	4	2		9	6	13	5	
5	4	1	5		March	5	1	9	3		10	5	10	8	
5	9	4	4		April	1	2	2	10		6	11	6	14	
4	2	0	9		May	2	5	5	5		6	7	5	14	
5	4	3	7		June	3	7	5	5		8	11	8	12	
5	5	4	6		July	9	5	8	6		14	10	12	12	
5	7	3	5		August	10	6	7	9		15	13	10	14	
9	6	6	6		September	5	6	5	8		14	12	11	14	
5	6	15	5		October	8	3	3	4		13	9	18	9	
2	13	14	15		November	9	4	2	5		11	17	16	20	
17	7	8	26		December	3	5	3	4		20	12	11	30	
18	10	12	8	9	Totals to Date	3	4	1	2	0	21	14	13	10	9
88	78	79	99	9	Annual Totals	59	49	54	63	0	147	127	133	162	9
	-44%	+20%	-33%	+13%			+33%	-75%	+100%	-100%		-33%	-7%	-23%	-10.0%
	% Change from Prior Year					% Change from Prior Year					% Change from Prior Year				

Waterline breaks and leaks totaled nine breaks and zero service leaks in January 2021.

Four Year Average Trends



The District's breaks and leaks were below the four-year trendline in January 2021.



Water Maintenance Update

Valve Inspections

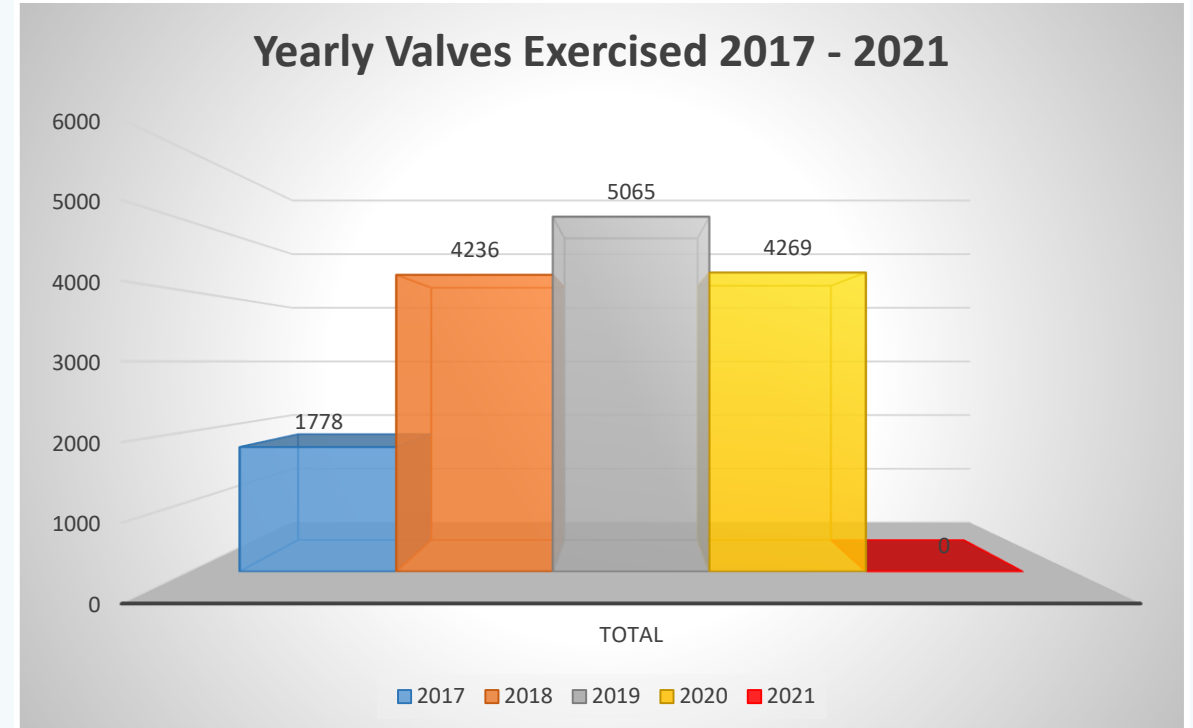
2021 Valve Maintenance Dashboard

Total Valves in the District	Total Valves Exercised in 2021	Remaining Valves to Exercise
9244	0	4622
Percentage of system complete	Valves Found off in 2021	
0.00%	0	
Current Daily Average	Remaining Working Days In the Year	Average Valves Per Day to Complete
0	185	25

Percentage of System Complete is based on completion on a 2 year plan, also average valves per day to complete is based on 2 year plan.

No valve maintenance work orders were completed in the month of January due to a position vacancy. A new valve technician has been hired and will be trained and completing work orders by mid-February.

Yearly Valves Exercised 2017 - 2021



Above is a graph depicting the number of valves the District has exercised and inspected over the past five years.



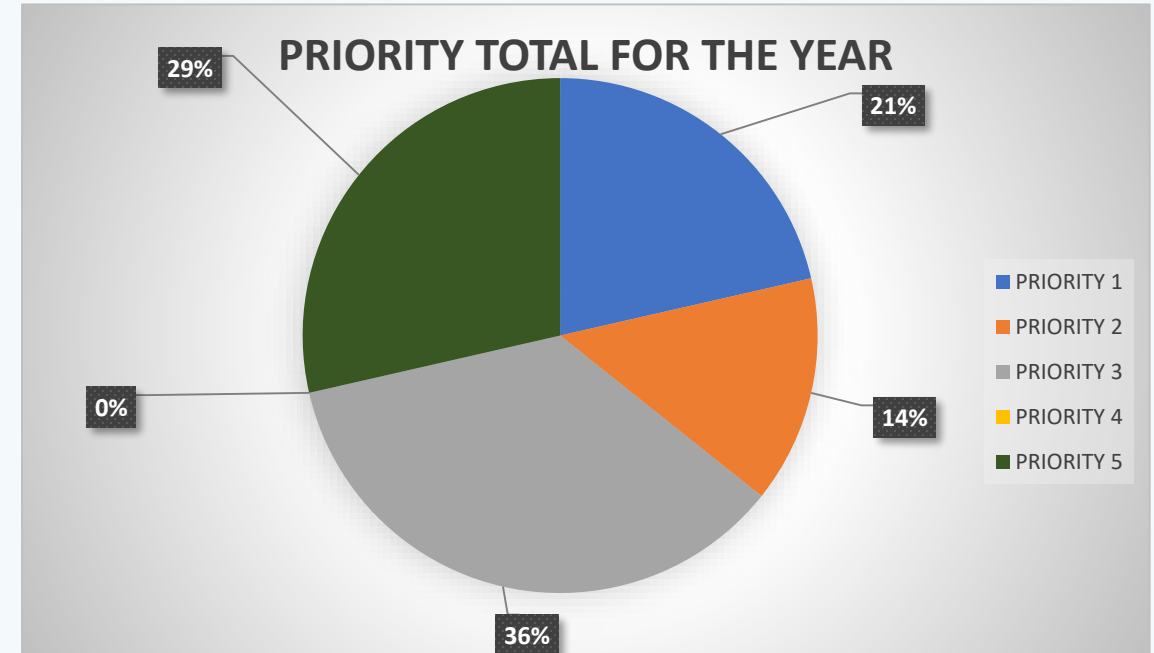
Water Maintenance Update

Valve Repair Crew

2021 Valve Repair Crew Workorders Dashboard

Total Valves in the District	Total Open Valve Work Orders	2021 Created Valve Work Orders
9244	72	0
2021 Closed Valve Work Orders	Percent of Workorders Completed	Total Valve Work Orders for 2021
28	28.00%	100
Current Daily Average	Remaining Working Days In the Year	Average Valves Per Day to Complete
4.0	185	0

The valve crew repaired and completed 28 valve work orders in the month of January. 2021 was started with 100 open valve work orders, with the vacant valve technician position now filled, valve work order creation will increase.



Priority 1: A broken valve that is buried under hardscape that needs to be replaced or repaired.

Priority 2: A broken valve that is buried under landscape that needs to be replaced or repaired.

Priority 3: A valve box in hardscape that needs to be realigned so that our crews can operate the valve properly.

Priority 4: A valve box in landscape that needs to be realigned so that our crews can operate the valve properly.

Priority 5: Locating valves that may be buried or misplaced on our map.



Water Maintenance Update

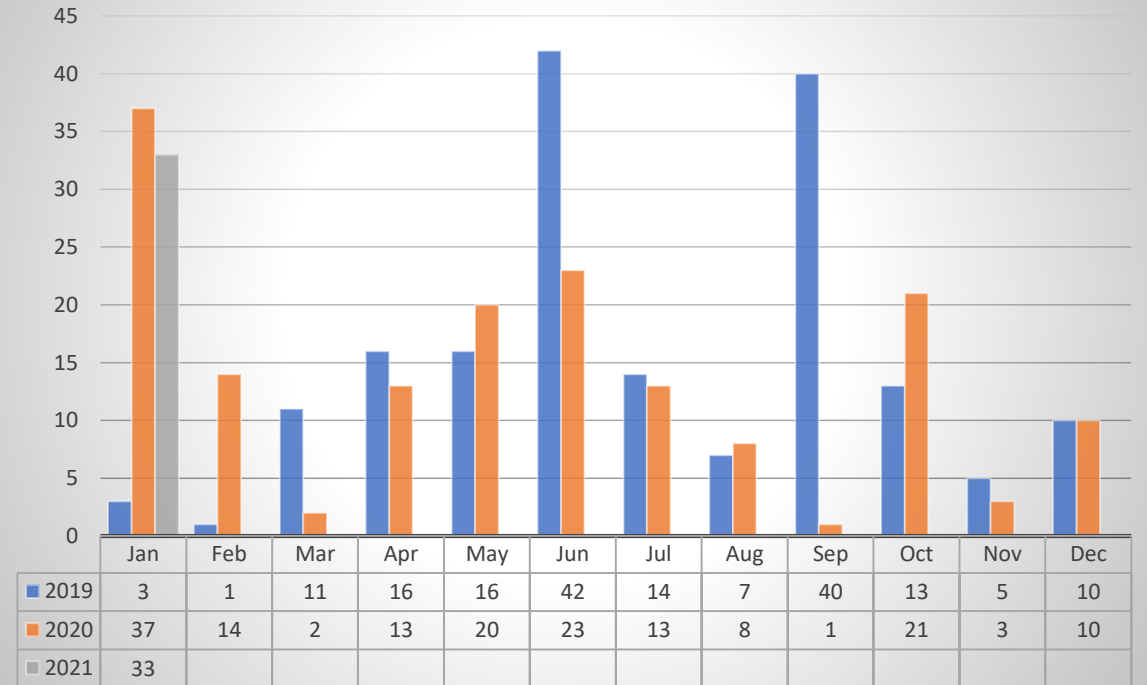
Fire Hydrant Maintenance

2021 Fire Hydrant Maintenance Dashboard

Total Fire Hydrants in the District	Total Fire Hydrant Inspections 2021	Remaining Fire Hydrant Inspections
3455	68	3387
Percentage of system complete	Fire Hydrants Rehabilitated	Fire Hydrants Repaired
1.97%	0	33
Daily Average FH Inspections	Remaining Working Days In the Year	Average Fire Hydrants Per Day to Complete
26	185	18

Fire hydrant maintenance was reduced compared to normal in the month of January due to a position vacancy. A new valve and hydrant technician has been hired and will be trained and completing work orders by mid-February.

Fire Hydrant Repair



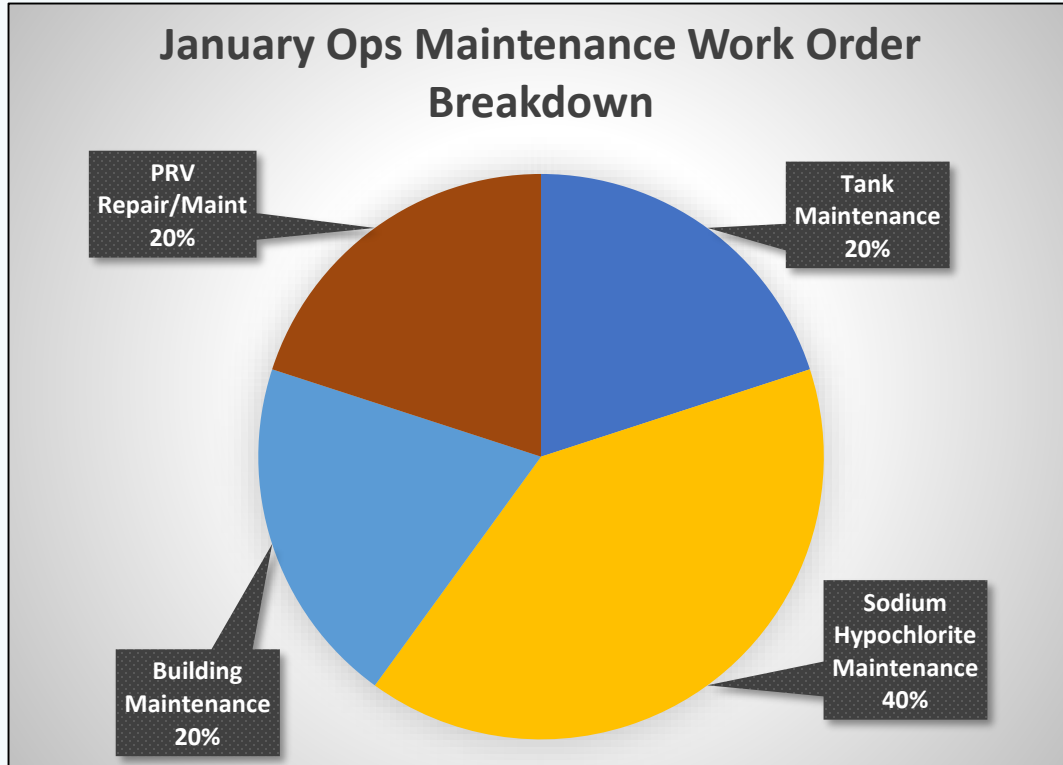
The above graph is a representation of the total fire hydrants per month that are repaired or replaced. In January, with assistance from our valve repair crew, we were able to remain productive and repair 33 fire hydrants.



Water Maintenance Update

Operations Maintenance

In January, the water operation maintenance crew completed 21 PRV inspections and 13 preventative water site inspections. The water maintenance crew also completed 5 work orders, which includes:



- 1 Tank Maintenance
- 2 Sodium Hypochlorite Maintenance
- 1 Building Maintenance
- 1 PRV Repair/Maintenance

7200 West 3909 South PRV Repair



The picture above is a before picture of the pressure regulating valve (PRV) located at 7200 West 3909 South, that was repaired in the month of January. Crew members identified corroded bolts in their inspections and changed out all with new corrosion resistant. They also applied a coating system to the PRV and replaced the pilot valve that controls the valve to ensure proper operation in the future.



7200 West 3909 South PRV Station



PRV after repairs / maintenance and prior to coating application.



PRV after repairs / maintenance completed and new coating system applied.

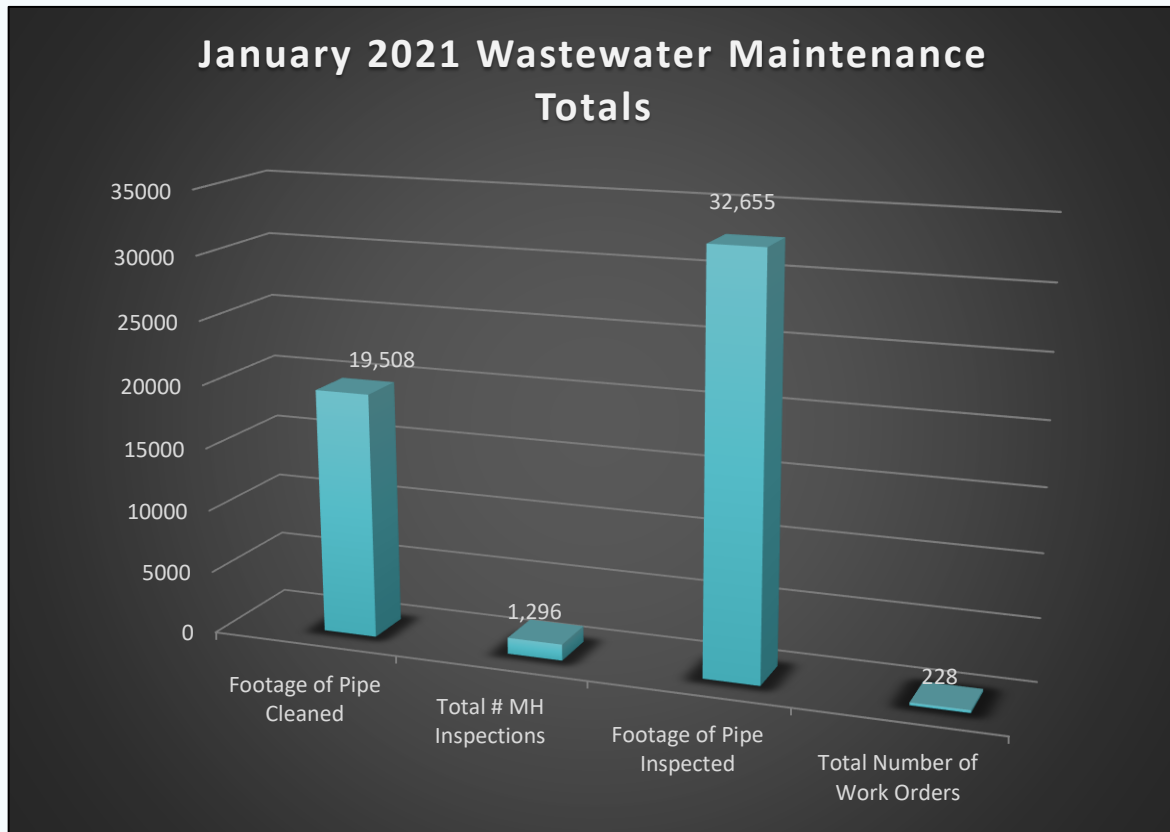
Wastewater Maintenance Update

Wastewater Maintenance Report

- **Wastewater Maintenance** – While helping out CVWRF, cleaning out the meter pit, the maintenance division lost a Vactor tube into the main sewer line going to CVWRF. The tube is a 10” diameter tube that is 5 feet long. District staff have developed extraction plans in coordination with CVWRF so it can be removed from the 30” sewer line. As for now, all flow has been diverted to a redundant 42” sewer line with operations proceeding as normal.
- **Wastewater Pump Stations** – The WWPS staff has been working diligently towards successful preventative maintenance completion as outlined for the year and are seeing the fruits of their labor, as we now have every pump in every pump station in service.
- **Pretreatment** – After meeting with CVWRF, and doing a test, it is believed that the Ferric Sulfate dosing that CVWRF is adding could be a potential cause in the increase in TSS’s delivered this past year and a half. The Ferric Sulfate is dosed into the Decker Main WWPS which receives almost 2/3 of the District’s daily flow. CVWRF has agreed to shut off the dosing a couple of days before they sample to see the impact this will have on the District’s TSS concentration. Discussion and analytics are on-going.



Wastewater Maintenance Update



This chart depicts the totals for the Wastewater Maintenance Division

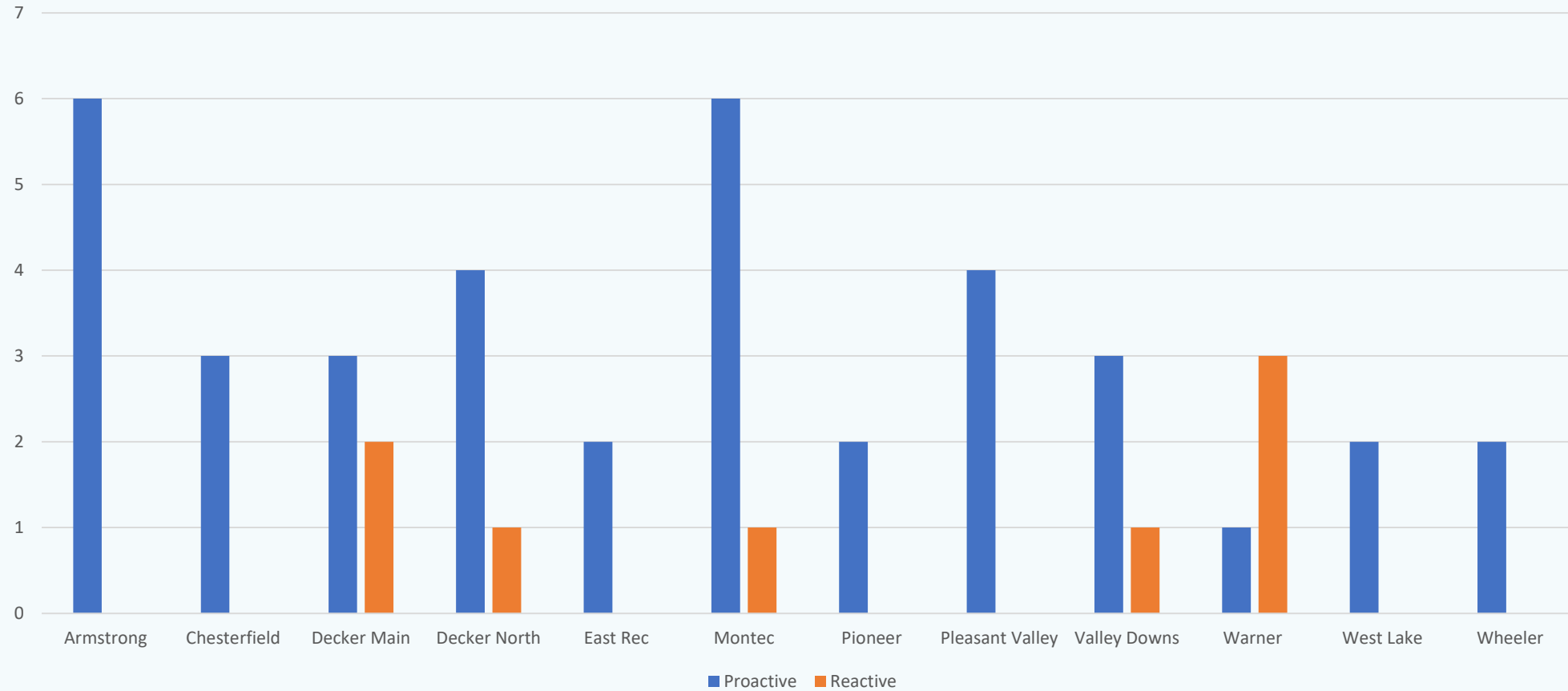


This image depicts some large, thick chunks of grease that were discovered and removed from a manhole, while performing our annual manhole inspections.



Wastewater Maintenance Update

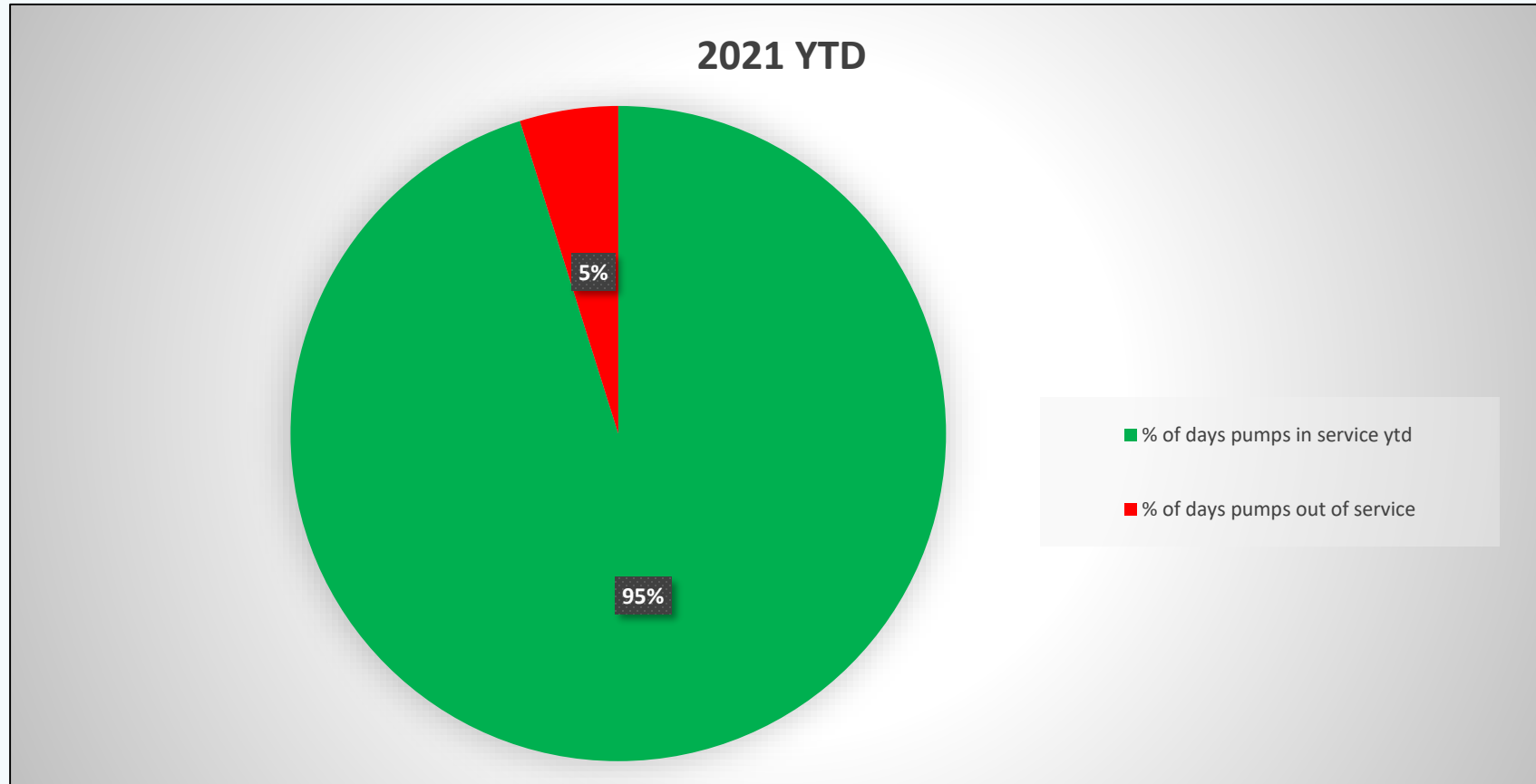
January 2021 Work Orders



The chart depicts the number of completed work orders for each WWPS for the month of January



Wastewater Maintenance Update



The graph above shows the downtime on the pumps in % of availability for the year. There are a total of 31 pumps with one (1) pump being down for 6 days of the year, one (1) pump being down for 12 days of the year, and one (1) more being down for the full 31 days of January. We currently have no pumps out of service.

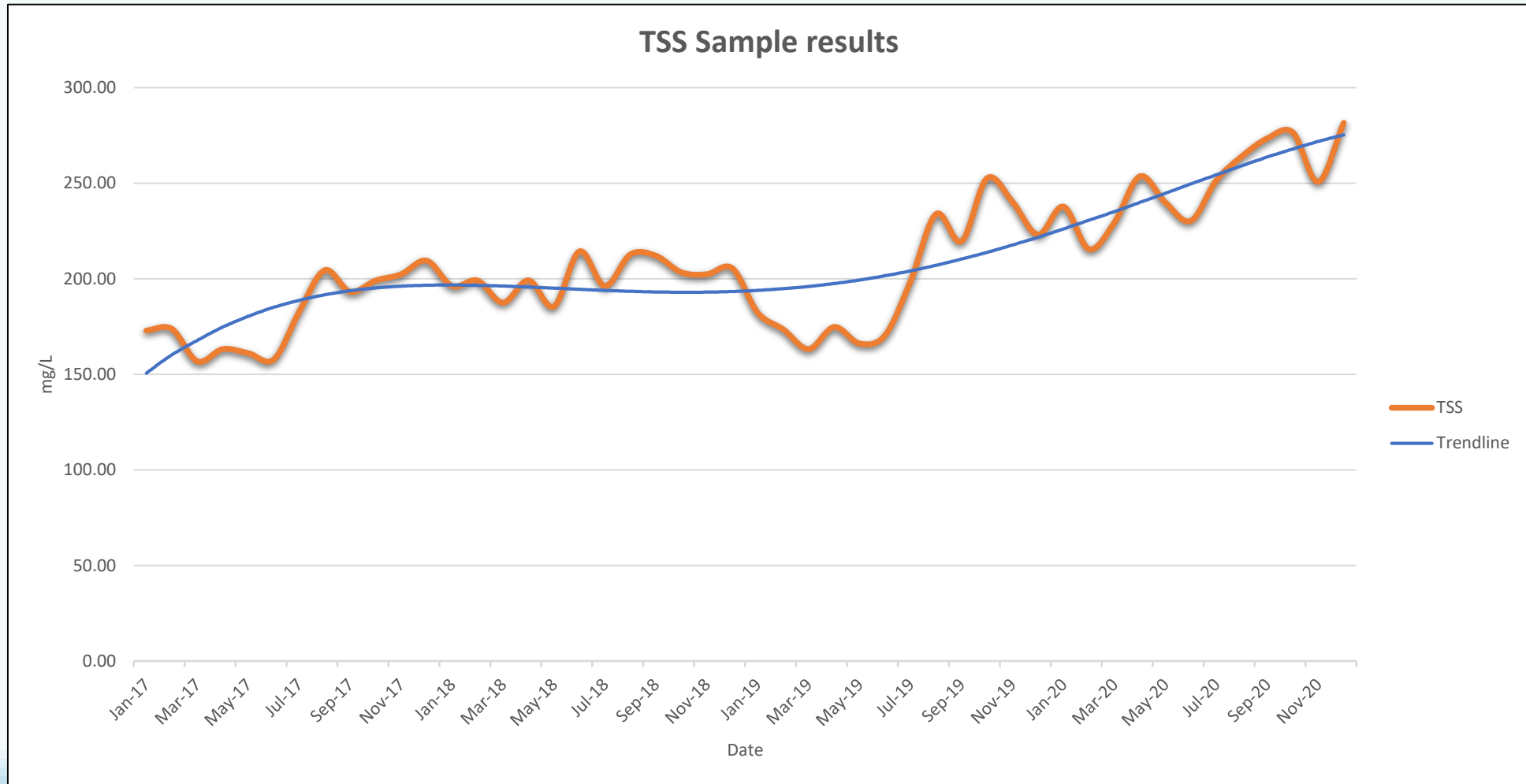
Wastewater Maintenance Update

GHID Interceptor Sample Results

Year	FLOW (MGD)				BOD (mg/L)				TSS (mg/L)			
	2017	2018	2019	2020	2017	2018	2019	2020	2017	2018	2019	2020
Jan	15.04	11.62	12.64	12.47	220.29	240.86	244.86	245.86	172.86	196.14	182.14	237.71
Feb	14.44	11.62	12.41	14.49	220.14	209.86	240.57	212.43	173.71	199.00	173.43	215.43
Mar	14.03	13.35	14.09	12.82	189.86	210.71	245.71	234.57	156.71	187.43	163.14	229.43
Apr	14.42	12.92	16.34	12.74	185.29	214.00	216.43	187.43	163.14	199.14	174.71	253.57
May	13.52	13.41	14.41	12.61	186.57	177.71	205.71	251.71	161.00	185.43	166.00	239.86
Jun	12.67	11.97	13.51	12.99	208.14	241.00	192.57	228.57	157.71	214.29	170.43	230.29
Jul	13.87	11.47	11.88	11.70	221.00	217.43	220.71	217.00	182.71	196.14	198.86	251.50
Aug	12.04	11.25	11.84	11.18	201.86	202.00	235.57	250.00	204.43	212.71	233.86	264.00
Sep	12.12	10.70	11.95	11.39	216.43	240.14	230.71	250.43	193.14	212.00	219.57	273.43
Oct	12.01	11.67	11.36	10.68	237.86	228.71	279.00	254.00	199.00	203.29	252.57	276.57
Nov	11.49	10.79	11.13	10.79	221.71	245.86	210.86	231.14	202.29	202.29	240.14	250.71
Dec	11.45	11.24	12.39	11.05	233.00	240.00	276.86	289.71	209.43	205.43	223.00	281.57
AVG	13.09	11.83	12.83	12.08	211.85	222.36	233.30	237.74	181.34	201.11	199.82	250.34
Percent Change		-10%	8%	-6%	Percent Change	5%	5%	2%	Percent Change	11%	-1%	25%

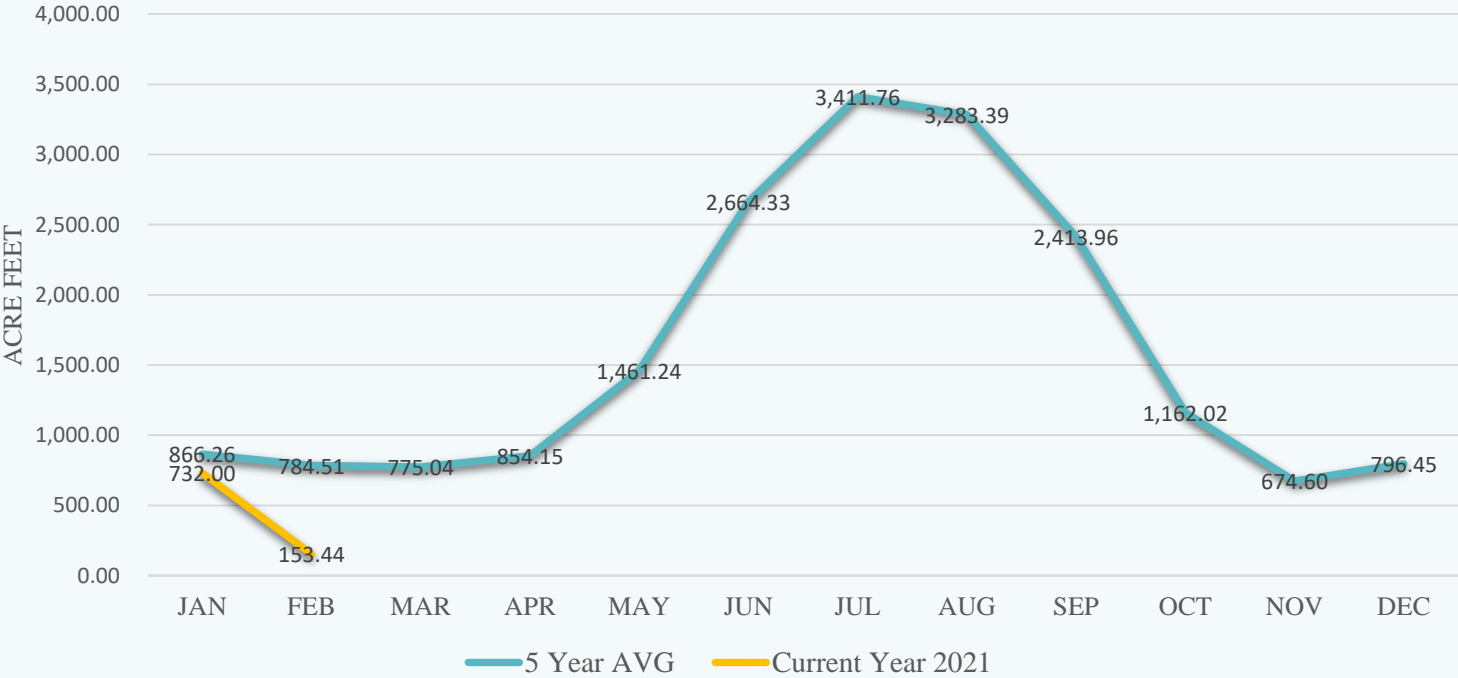


Wastewater Maintenance Update

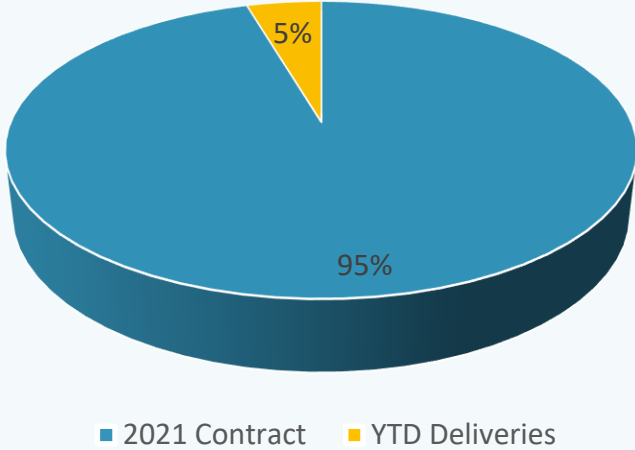


Water Production -

JVWCD TOTAL METER CONSUMPTION BY MONTH



Percentage of Contract Used

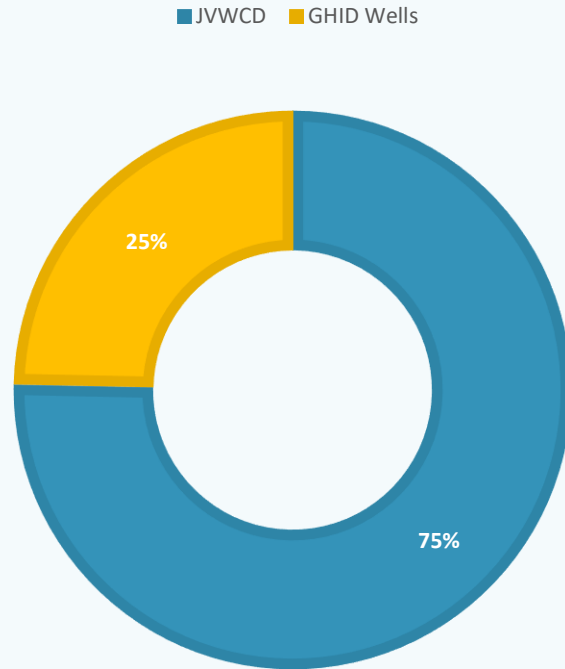


As of 2/8/2021 we have purchased 4.8% of our JVWCD Contract; 10.3% less than the same time January 2020.

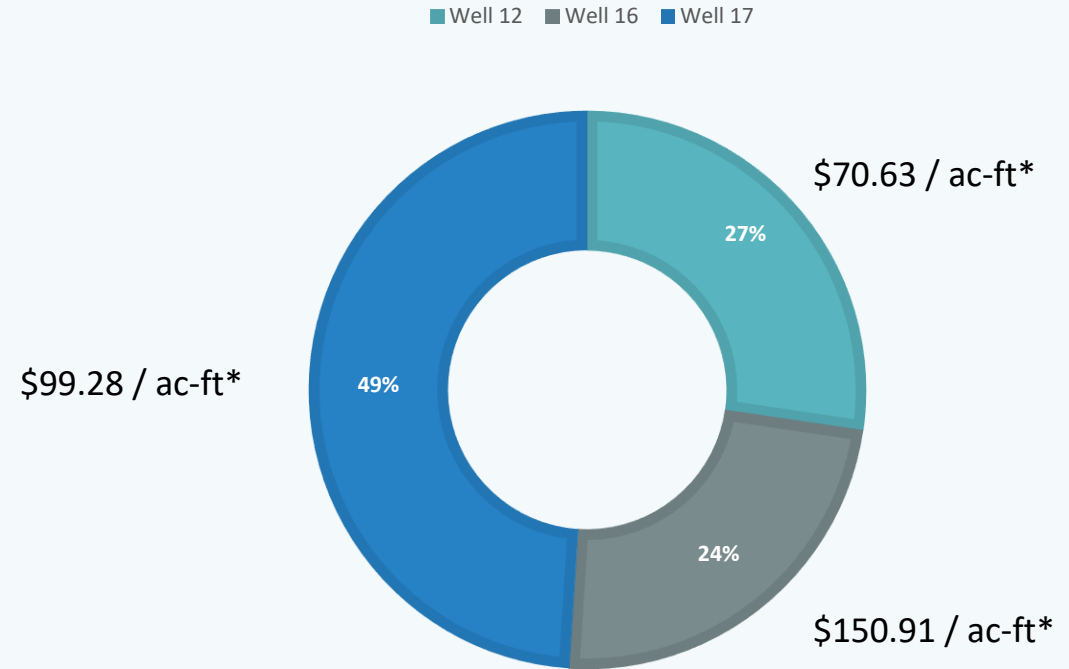


Water Production

2021 YTD PRODUCTION BY SOURCE



2021 YTD WELL PRODUCTION

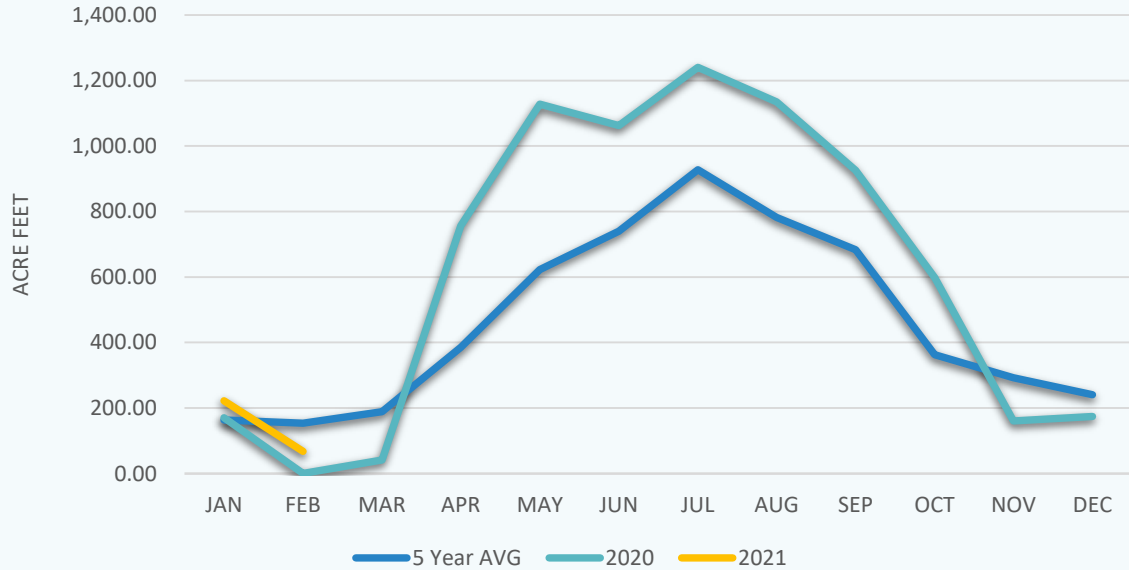


*estimated

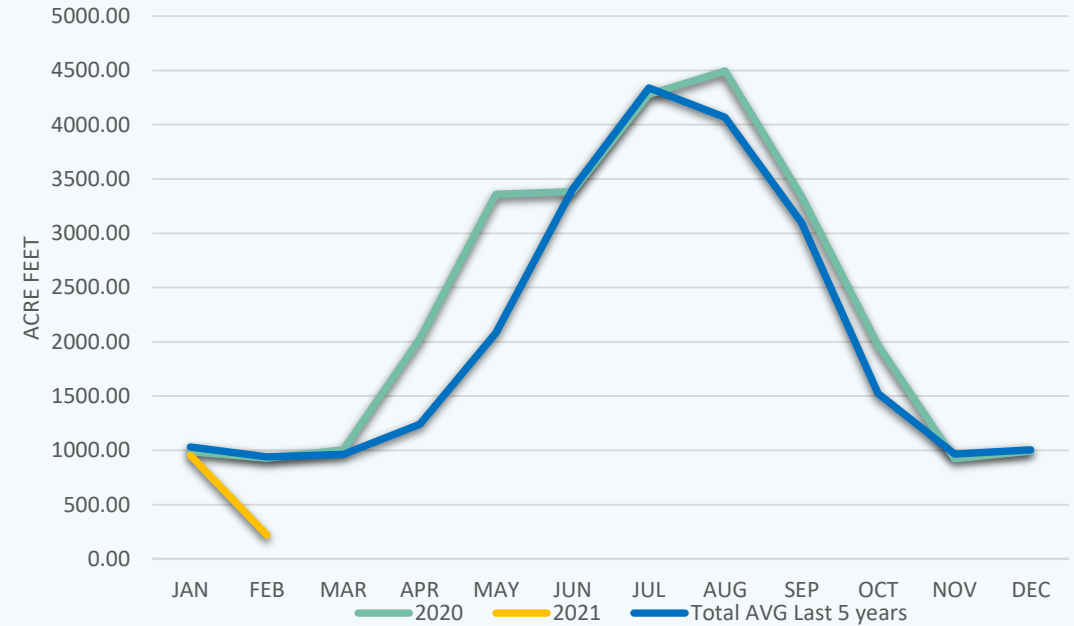


Water Production

GHID Deep Wells



Combined Source Total Water Produced



We produced 30% more water from our wells in January than we did last year.



Capital Projects Approval

20H: 4100 South Sewerline – 6000 West to 6400 West

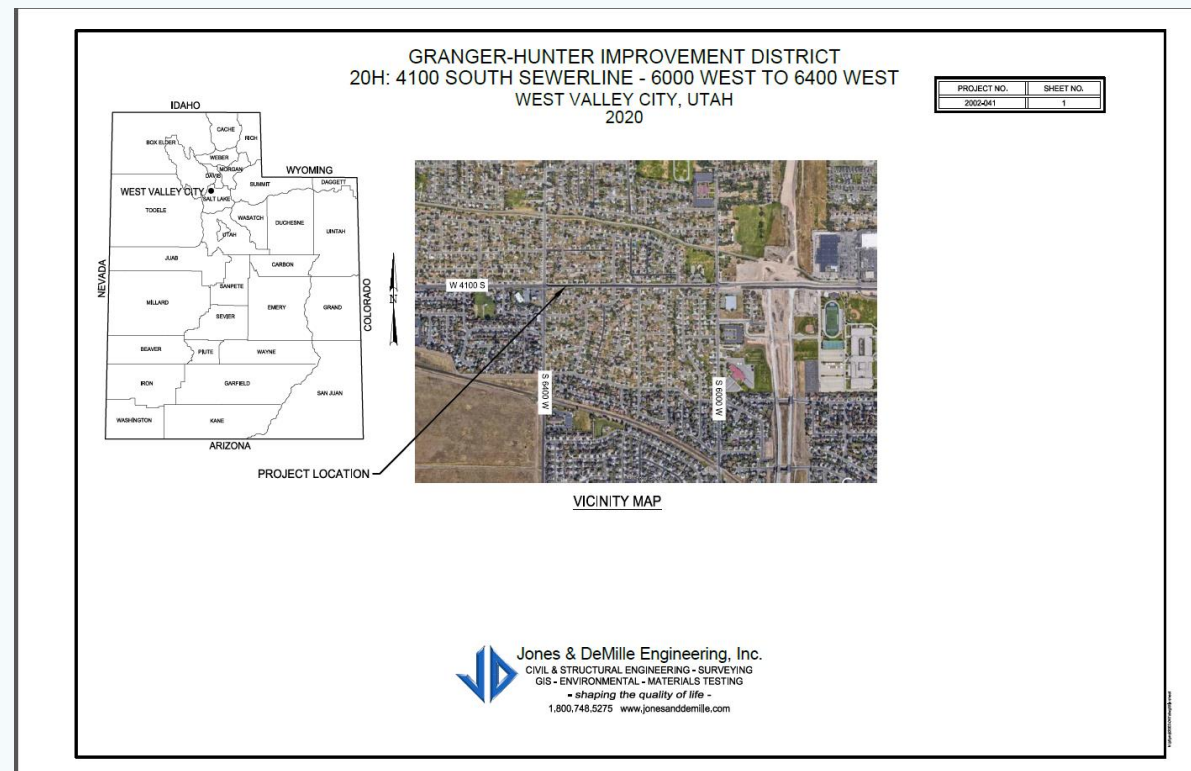
Capital Project: 4100 South Sewer – 6000 West to 6400 West
 Consultant: Jones & DeMille Engineering
 Contractor: Rolfe Excavating & Construction, Inc.
 Design Progress: 100%
 Construction Progress: -
 Budget: \$1,092,000.00
 Original Construction: \$921,733.72

Project Description: The existing sewer system between 6000 West and 6800 West is being abandoned to upsize the existing 8-inch and 10-inch RCP to a new 15-inch PVC pipe. The District has allocated funding to design the sewer replacement in 2020 with construction anticipated to occur late Spring of 2021.

Summary: The District posted an Invitation to Bid on the Utah Public Procurement Place (U3P or Sciqwest) and on the District’s website. A public bid opening was held on January 27 and seven (7) bids received are as follows:

1	Rolfe Excavating & Construction, Inc.	\$ 921,733.72
2	Noland and Son Construction Co., Inc.	\$ 1,177,321.00
3	Lyndon Jones Construction, Inc.	\$ 1,216,100.00
4	Beck Construction & Excavation, Inc.	\$ 1,296,092.00
5	Newman Construction, Inc.	\$ 1,353,700.00
6	Silver Spur Construction	\$ 1,389,989.00
7	VanCon, Inc.	\$ 1,607,500.00

Approval Requested: Consider approval of a construction contract with Rolfe Excavating & Construction, Inc. in the amount of \$921,733.72 for the 20H: 4100 South Sewerline – 6000 West to 6400 West.





CORPORATE
1535 South 100 West
Richfield, UT 84701
435.896.8266

50 South Main, Suite 4
Manti, UT 84642
435.835.4540

1675 South Highway 10
Price, UT 84501
435.637.8266

45 South 200 West (45-13)
Roosevelt, UT 84066
435.722.8267

775 West 1200 North
Suite 200A
Springville, UT 84663
801.692.0219

435 East Tabernacle, Suite 302
St. George, UT 84770
435.986.3622

16 East 300 South
PO Box 577
Monticello, UT 84535
1.800.748.5275

28 West 100 North
Vernal, UT 84078
435.781.1988

545 East Cheyenne Drive
Suite C
Evanston, WY 82930
307.288.2005

February 3, 2021

Subject: 20H: 4100 Sewerline Contractor Recommendation

Dear Mr. Jeremy Gregory,

We have completed our review of the bid information submitted for the GHID 20H: 4100 Sewerline Project. Seven contractors in total submitted a bid which included, Rolfe Construction, Noland and Sons Construction, Lyndon Jones Construction, Beck Construction, Newman Construction, Silver Spur Construction and VanCon.

Of the seven bids submitted, Rolfe Construction is the low bidder with a total bid of \$921,733.72.

After reviewing the provided bid information, the following information conclusions are being provided.

- A bid tab has been created comparing the contractors submitted bids and are attached to the end of this letter
- The bid schedule was reviewed for accuracy and all items are accurate and complete.
- Granger Hunter Improvement District has worked with Rolfe construction and provided a good review of the workmanship and competence to complete the project. Based on the good experience and recommendation provided by GHID, no further references were contacted.
- The next lowest bidder was Noland and Son Construction with a bid of \$1,177,321.00.

Please contact me if you have any additional questions.

Sincerely,

Matt Laurendeau, PE
Project Manager

JONES & DeMILLE ENGINEERING, INC.

Attachment



Capital Projects Approval

21D: Enterprise Resource Planning Software Replacement

Capital Project: Incode v10 Upgrade
Vendor: Tyler Technologies (Incode 10)
Implementation Progress: 0%
Budget: \$80,000
Current Contract: -

Project Description: Replacement or upgrade of the District's Enterprise Resource Planning (Financial) software. Incode v9 is at the end of its useful life. This project will replace the current software with a more modern platform.

Summary: The District posted a Request for Proposals on the Utah Public Procurement Place (U3P, Sciqwest) and on the District's website. Proposals were due February 2, 2021. The District received 3 proposals from the following firms:

1. Odoo
2. Springbrook
3. Tyler Technologies

The proposals were evaluated by the Selection Committee based on the following: Vendor Information (15%), Proposed Solution (50%), Schedule (10%), and Cost (25%). Minimum requirements were ability to incorporate existing Incode 9 database and 5 clients in Utah or 20 in the U.S. Odoo did not meet the minimum requirements (client base) and was eliminated. The following scores were determined by the committee:

1. Springbrook: 63.4
2. Tyler Technologies: 89

Approval Requested: Consider approval of a contract with Tyler Technologies (Incode v10) for the supply of updated Enterprise Resource Planning Software in the amount of \$67,748.00.

Financial Management
Built on an integrated platform, Incode takes the complexity out of managing and reporting your organization's financial data.

Human Capital Management
Automate your organization's payroll and human resources processes in a single centralized system.

Revenue Management
Cost-effective solutions to track and manage the collection of revenue while meeting your citizen's growing expectations.

Utility Billing
Improve transactional efficiency, eliminate data entry duplication, increase field productivity, and enhance customer service with utility applications for both municipal and independent authorities.

Community Development
Permitting, licensing, and code enforcement applications designed for small but growing communities.

Property Tax Management
Balance property taxes and satisfy state reporting requirements — all while meeting the needs of citizens and local officials.

Reporting and Analytics
Transform your organization's reporting practices with at-a-glance KPIs, interactive charts and graphs, and more.



Memorandum

Date: February 10, 2021

To: Jason Helm, P.E., General Manager

From: Todd Marti, MPA, P.E., Assistant General Manager/District Engineer

Subject: 21D: Enterprise Resource Planning Software Replacement RFP Results & Selection

Copy: Austin Ballard, CPA, Controller
Justin Gallegos, Director of Information Technology
Michelle Ketchum, Director of Administrative Services

Granger-Hunter Improvement District solicited proposals to upgrade or replace the end-of-life Enterprise Resource Planning (ERP) software Incode 9. Because there is no easy upgrade path from Incode 9 to the newer version, and due to the cost, the District solicited proposals from multiple firms to determine the best fit for upgrading or replacing. The District used a Request for Proposal (RFP) method to determine best-fit software and to account for 5-year costs, not just upfront costs.

The RFPs were due Tuesday, February 2nd. The RFP was posted on the District's website and U3P (Utah Public Procurement Place (Sciquest/JAEGGER)). The District received proposals from the following firms:

1. Odoo
2. Springbrook
3. Tyler Technologies (Incode)

Minimum qualifications required the ability to integrate the existing financial database into the new system, and 5 clients in Utah or 20 in the U.S. The RFPs, if passing minimum qualifications, were evaluated based on the following criteria: Vendor Information (15%), Proposed Solution (50%), Schedule (10%), and 5-year Cost (25%).

The Evaluation Committee included the following District staff: Justin Gallegos, Director of Information Technology, Austin Ballard, Controller, and Michelle Ketchum, Director of Administrative Services. The Committee convened February 3, 2021 to rank the proposals. Odoo did not provide any U.S. references and was deemed non-responsive. The following scores were determined:

PROPOSER	SCORE
Springbrook	63.4
Tyler Tech.	89.0

Tyler Technologies proposed Incode 10, the next version of Incode. The District has been satisfied with Incode 9 as the current ERP software.

The Committee ranked Tyler Technologies as the highest with 89 points. With this information, I recommend proceeding with requesting the Board of Trustees approve a contract with Tyler Technologies (Incode 10)

in the amount of \$67,748.00. The District's budget for this project is \$80,000.00 for the first year. With your approval, I will add this request to the February 2021 Board Packet.



Capital Projects Approval

21E: Sewer Rehabilitation Project

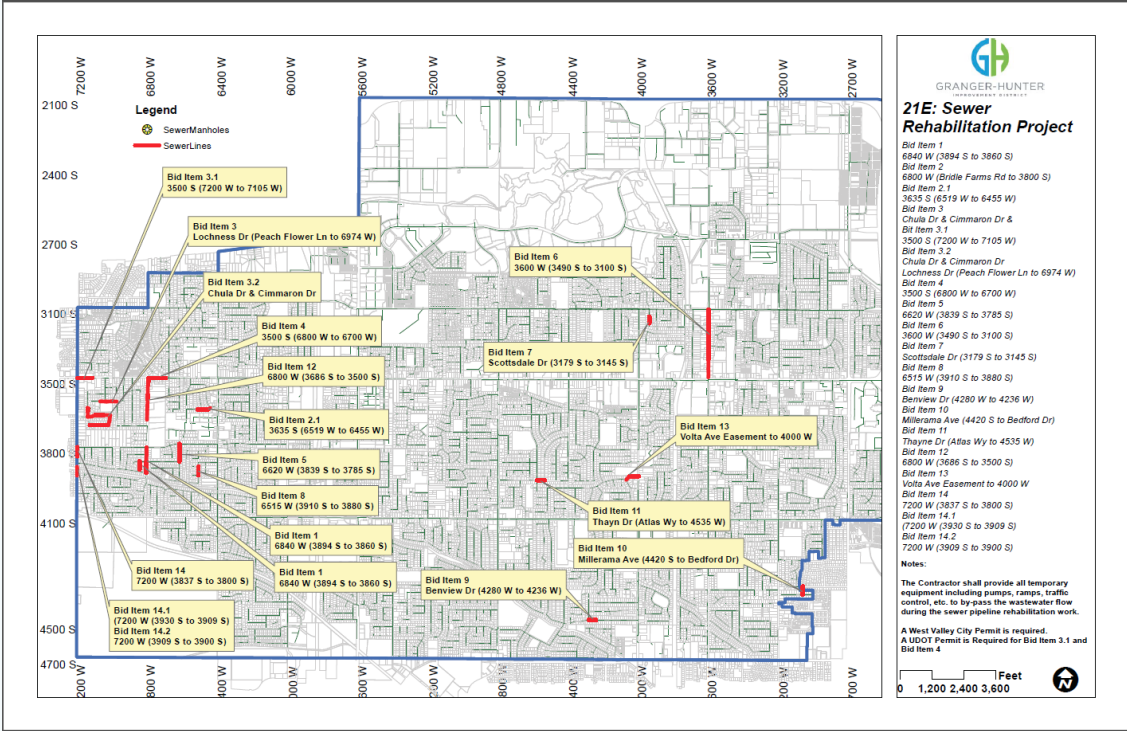
Capital Project: Sewer Lining and Manhole Rehabilitation
 Consultant: GHID
 Contractor: Insituform Technologies, LLC
 Design Progress: 100%
 Construction Progress: -
 Budget: \$550,000.00
 Original Construction: \$357,667.00

Project Description: Rehabilitation of various existing sanitary sewer pipelines by installing a continuous Cured-in-Place Thermosetting Resin Sewer Pipe (CIPP). This is one of the District’s annual recurring maintenance/replacement projects.

Summary: The District posted an Invitation to Bid on the Utah Public Procurement Place (U3P or Scisquest) and on the District’s website. A public bid opening was held on February 2 and the two (2) bids received are as follows:

1	Insituform Technologies, LLC	\$	357,667.00
2	Planned and Engineered Construction, Inc.	\$	378,882.00

Approval Requested: Consider approval of a construction contract with Insituform Technologies, LLC in the amount of \$357,667.00 for the 21E: Sewer Rehabilitation Project.



Memorandum

Date: February 8, 2021

To: **Jason Helm, P.E., General Manager**
Todd Marti, MPA, P.E., Assistant General Manager/ District Engineer
Victor Narteh, P.E. Director of Engineering

From: **Jeremy Gregory, P.E.**

Subject: **Recommendation of Award – 21E: Sewer Rehabilitation Project**



Granger-Hunter Improvement District (District) posted an Invitation to Bid on the Utah Public Procurement Place (U3P or Sciquest) and on the District's website for the construction contract of the Sewer Rehabilitation Project. On Tuesday February 2, 2021, a public bid opening was held and read aloud for the above referenced project. Two contractors in total submitted bids. The Low Bid was submitted by Insituform Technologies, LLC. in the amount of \$360,129.00; however, an error was found in the bid schedule that lowered the total contract amount to \$357,667.00. The discrepancy between these two numbers is believed to be due to a mathematical error.

Bidder	Bid Amount
Insituform Technologies, LLC	\$357,667.00
Planned and Engineered Construction, Inc.	\$378,882.00

The contractors bid package has been reviewed and believed it to be complete and accurate. The contractor has provided the proper bid security in the form of a bid bond, E-Verify Certification, and other required documentation.

Based on past work that Insituform Technologies, LCC. has done with the District and based on other references, I recommend proceeding with requesting the Board of Trustees approve a construction contract for the 21E: Sewer Rehabilitation Project for the price as listed on the bid schedule: \$357,667.00. With your approval, I will add this request to the February 2021 Board Report.



Capital Projects Status – February 16, 2021

18B: 4100 South Waterline Replacement - Bangerter Highway to 5600 West

Capital Project:	4100 South Pipeline Replacement
Consultant (Design):	Horrocks Engineers (WVC/UDOT)
Consultant (CM):	PEC (Project Engineering Consultants)
Contractor:	Geneva Rock Products, Inc.
Design Progress:	100%
Construction Progress:	97%
Original Construction:	\$4,803,454
Current Contract:	\$4,968,354
Change Order %:	3.3%

Project Description: Replacement of 8-inch and 10-inch cast iron pipe along 4100 South with new 12-inch PVC, and replacement of valves and installation of loops along the existing 16-inch/20-inch shotcoat transmission pipeline. This project is being funded with a loan from the Utah State Revolving Fund (SRF) Program.

Project Update: Working on punch list items.

18K: Printer's Row Waterline Replacement

Capital Project:	Printers Row (2320 South) Waterline
Consultant:	Stanley Consultants
Contractor:	Rolfe Excavating & Construction, Inc.
Design Progress:	100%
Construction Progress:	95%
Original Construction:	\$2,836,059.53
Current Contract:	\$2,874,500.60
Change Order %:	1.4%

Project Description: Replacement of aging 6-inch, 8-inch, and 12-inch cast iron pipe along Printers Row, 2200 South, 2000 West, and 1800 West with PVC pipe. This project is being funded with a loan from the Utah State Revolving Fund (SRF) Program.

Project Update: Work is suspended due to cold weather and will resume in Spring 2021.



Capital Projects Status

19C: 2200 West Waterline

Capital Project:	2200 West (3800 South to 4100 South)
Consultant:	Franson Civil Engineers
Contractor:	Black Sheep Oilfield Services
Design Progress:	100%
Construction Progress:	85%
Original Construction:	\$911,888.00
Current Contract:	\$944,026.93
Change Order %:	3.5%

Project Description: Replacement of existing 8-inch cast iron pipe installed in 1960 along 2200 West (between 3800 South and 4100 South) with PVC pipe. This project is being funded with a loan from the Utah SRF Program.

Project Update: Work was suspended in January for the winter and will resume in late March to early April. The remaining work to be performed include replacing temporary asphalt with permanent paving and the pipe installation at the 4100 South 2200 West intersection.

19F: 3600 West Waterline Project

Capital Project:	Well No. 4 - 3600 West Pipeline
Consultant:	PSOMAS
Contractor:	Silver Spur Construction
Design Progress:	100%
Construction Progress:	92%
Original Construction:	\$1,584,034.00
Current Contract:	\$1,596,362.00
Change Order %:	0.8%

Project Description: Replacement of existing 8-inch cast iron waterline mostly within the 3600 West right-of-way and between the Sorenson Tank (approximately 5350 South) and 4700 South with 18-inch PVC pipe. Work also includes improvements to the tank's overflow piping and access hatches, and addition of safety railings on top of the tank. This project is being funded with a loan from the Utah SRF Program.

Project Update: The pipeline installation from 4700 South to the tank site is complete. Modifications to the water tank is anticipated to commence in February.



Capital Projects Status

20A&I: Redwood Road – 4100 South to 3100 South Water and Sewer Upgrades

- Capital Project: Redwood Road Pipeline Replacement (4100 South to 3100 South) & Valley Fair Mall Feedlines
- Pre-design: Horrocks Engineers
- Consultant: To be determined
- Contractor: To be determined
- Design Progress: 0%
- Construction Progress: -
- Original Construction: -
- Current Contract: -
- Change Order %: -

Project Description: Replace aging distribution piping in Redwood Road and construct a new sewer line running north to provide additional capacity for new growth. The pipelines will be funded by the Utah SRF and sewer lines will be funded by District impact fees.


Project Update: The pre-design report is complete. District staff will prepare an RFP to hire a consultant to design the project in early 2021.

20B: Rushton Groundwater Treatment Plant

- Capital Project: Wells 1, 12, 17 Treatment Facility
- Consultant: J-U-B Engineers
- Contractor: To be determined
- Design Progress: 60%
- Construction Progress: -
- Original Construction: -
- Current Contract: -
- Change Order %: -

Project Description: A new water treatment facility to remove iron, manganese and ammonia from Wells No. 1, 12 and 17 at the Well No. 12 site at 1490 West 3100 South. The project also includes piping in 3300 South and tie-ins in 3100 South.

Project Update: Working on reviewing the 60% design set. The review meeting is scheduled for Thursday, February 17th. Piloting by Tonka/Kurita was completed Friday, February 5th.



Pilot Plant at Well No. 12

Capital Projects Status

20D: Kent Booster Pump Station Replacement and Tank Purchase

- Capital Project: Tank Farm Booster Replacement/Tank Purchase/Energy Improvements Project
- Consultant: Hansen, Allen & Luce
- Contractor: To be determined
- Design Progress: 60%
- Construction Progress: -
- Original Construction: -
- Current Contract: -
- Change Order %: -

Project Description: Replacement of the existing Kent Booster Pump Station at Tank Farm (4400 South 4800 West), site piping replacements, and purchase of two existing 5 MG Jordan Valley Water tanks.

Project Update: Working with WVC staff on plan review and permitting. We will incorporate landscaping improvements, but fence upgrades probably aren't required. District staff have been analyzing the 1 and 2 tank purchase scenarios to determine best fit given new State of Utah Minimum Sizing Requirements.

20E: Pioneer WWPS Replacement

- Capital Project: Pioneer WWPS Replacement
- Consultant: Bowen Collins & Associates, Inc.
- Contractor: To be determined
- Design Progress: 90%
- Construction Progress: -
- Original Construction: -
- Current Contract: -
- Change Order %: -

Project Description: Replacement of the existing 500 GPM Pioneer Wastewater Pump Station located at 2250 South Constitution Boulevard with a new pump station to be located at 2184 South Constitution Boulevard.

Project Update: Design is at 90% completion. The plans are currently being reviewed by District Staff. A copy of the plans will be sent to West Valley City for their review by mid-February. The contractor prequalification process will start afterwards, and only prequalified contractors will be allowed to bid on this project.



Capital Projects Status

20F: Decker Main WWPS Pump Replacement – Phase 2

- Capital Project: Decker Main Pump (and Discharge Piping) Replacement
- Consultant: Bowen Collins & Associates, Inc.
- Contractor: Corrio Construction, Inc.
- Design Progress: 100%
- Construction Progress: 0%
- Original Construction: \$438,251.00
- Current Contract: \$447,529.51
- Change Order %: 2.1%

Project Description: Replacement of existing pumps and the discharge header piping at the Decker Main Wastewater Pump Station.

Project Update: The contractor has removed the existing sub-header and riser pipe sections on the west side of the pump station. The existing pump on the west side has also been removed and the two new pumps have been placed in the pump station. The contractor has started installing the new sub-header and riser pipe sections on the west side.



Installation of two new pumps

20G: Building B Remodel/Addition

- Capital Project: Building E Storage/Office Expansion
- Consultant: EDA (Edwards Daniels Architects)
- Contractor: To be determined
- Design Progress: 10%
- Construction Progress: -
- Original Construction: -
- Current Contract: -
- Change Order %: -

Project Description: Upgrades/repair of the Building B, including bathroom and kitchen remodel, and remodel of the mezzanine and/or addition.

Project Update: District staff are working with the Consultant to prepare a contract amendment to complete the design of the remodel and addition.



Capital Projects Status

20H: 4100 South Sewerline – 6000 West to 6400 West

- Capital Project: 4100 South Sewer – 6000 West to 6400 West
- Consultant: Jones & DeMille Engineering
- Contractor: Rolfe Excavating & Construction, Inc.
- Design Progress: 100%
- Construction Progress: -
- Original Construction: -
- Current Contract: -
- Change Order %: -

Project Description: The existing sewer system between 6000 West and 6800 West is being abandoned to upsize the existing 8-inch and 10-inch RCP to a new 15-inch PVC pipe. The District has allocated funding to design the sewer replacement in 2020 with construction anticipated to occur late Spring of 2021.

Project Update: See Capital Projects Approval for the bidding summary.

20K: 4700 South Waterline Replacement – 5600 West Intersection

- Capital Project: 4700 S Waterline Replacement – 5600 West to 5750 West
- Consultant: H.W. Lochner, Inc.
- Contractor: To be determined
- Design Progress: 95%
- Construction Progress: -
- Original Construction: -
- Current Contract: -
- Change Order %: -

Project Description: This project will replace the existing 12-inch steel waterline at the 4700 South 5600 West intersection with PVC.

Project Update: The design is almost complete. The District is currently conducting a final review of the latest plans and specifications. The project will be advertised for bid after final revisions are completed.



Project location and limits



Capital Projects Status

21A: Large Meter Replacements

- Capital Project: Meter Vault Upgrades
- Consultant: GHID
- Contractor: To be determined
- Design Progress: 30%
- Construction Progress: -
- Original Construction: -
- Current Contract: -
- Change Order %: -

Project Description: Replacement of existing 4-inch and 6-inch meter vaults at various locations. This is one of the District's annual recurring maintenance/replacement projects.

Project Update: Project design is ongoing.

21B: Lower Well No. 17 Pump Intake

- Capital Project: Lower Well No. 17 Pump Intake
- Consultant: Bowen Collins & Associates
- Contractor: To be determined
- Design Progress: 30%
- Construction Progress: -
- Original Construction: -
- Current Contract: -
- Change Order %: -

Project Description: Pump Intake No. 17 experiences reduced operating water levels during the peak water consumption months. This well will be reconfigured to continue operation during peak water consumption months as desired.

Project Update: Project design is ongoing.



Capital Projects Status

21C: Kearns Interconnects along 4700 South

- Capital Project: Kearns Improvement District Emergency Interconnections
- Consultant: Hansen, Allen & Luce, Inc.
- Contractor: To be determined
- Design Progress: 50%
- Construction Progress: -
- Original Construction: -
- Current Contract: -
- Change Order %: -

Project Description: Kearns Improvement District has requested new emergency water interconnects along 4700 South. GHID and KID have an existing interconnect at 6000 West and 4750 South.

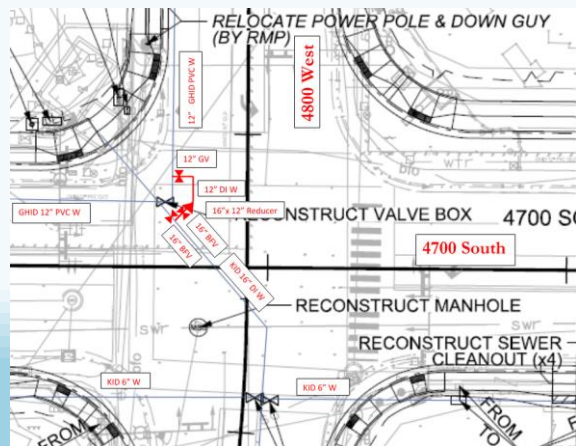
Project Update: The District has been working with KID to finalize the scope of the interconnects. Two connection points have been finalized. One at 4700 S. 5400 W. for Zone 1 and at 4800 W. for Zone 2. The interconnects fall under an existing Interlocal Agreement for Emergency Water Use. GHID and KID crews will install the interconnects before West Valley City repaves 4700 S. this fall.

21D: Enterprise Resource Planning Software Replacement

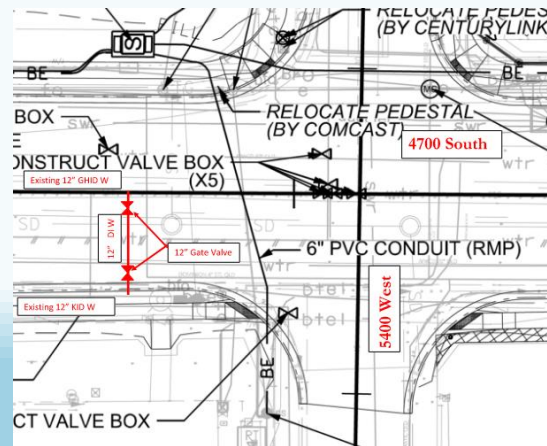
- Capital Project: Incode v10 Upgrade
- Vendor: To be determined
- Implementation Prog.: 0%
- Current Contract: -

Project Description: Replacement or upgrade of the District's Enterprise Resource Planning (Financial) software. Incode v9 is at the end of its useful life. This project will replace the current software with a more modern platform.

Project Update: See Capital Projects approval for award recommendation.



4700 S. & 4800 W. Interconnect



4700 S. & 5400 W. Interconnect



Capital Projects Status

21E: Sewer Rehabilitation Project

- Capital Project: Sewer Lining and Manhole Rehabilitation
- Consultant: GHID
- Contractor: Insituform Technologies, LLC
- Design Progress: 100%
- Construction Progress: -
- Original Construction: -
- Current Contract: -
- Change Order %: -

Project Description: Rehabilitation of various existing sanitary sewer pipelines by installing a continuous Cured-in-Place Thermosetting Resin Sewer Pipe (CIPP). This is one of the District's annual recurring maintenance/replacement projects.

Project Update: See Capital Projects Approval for the bidding summary.

21F: SCADA Modernization Project

- Capital Project: SCADA Modifications/Upgrades
- Consultant: TBD
- Implementation Prog.: 0%
- Original Contract: -
- Current Contract: -

Project Description: Upgrades and modifications to the District's existing Supervisory Control and Data Acquisition (SCADA) system. This project will modernize the AVEVA System but adding object-based tags and creating high-performance graphics, along with upgrading aging and obsolete hardware.

Project Update: The Request for Statements of Qualifications has been posted on U3P (Utah Public Procurement Place, Sciqwest). SOQs were due February 16 at 3:00 PM. We will then select the most qualified consultant and negotiate a scope and fee.



Capital Projects Status

Small Projects:

Water Innovation Center:

Project Description: Modifying the old Well No. 7 pump house in Chesterfield to use as a pipe coupon exhibit and training area. Design and construction by District staff.

Project Update: The outer walls are complete. Interior furnishing is ongoing.

3425 West Water Line Replacement:

Project Description: Replacement of an existing 4-inch cast iron waterline on a dead-end street from 3540 South to approximately 3585 South.

Project Update: Design is 100% complete. District crews will construct in the spring.

Well No. 15 Discharge Relocation:

Project Description: The Brighton Canal West Branch is closing down, and with it our discharge from Well No. 15. We will be relocating the discharge point into the West Valley City storm drain ditch next to the canal.

Project Update: Construction by District crews is complete. The system has been tested and works well.

Taylorsville-Bennion Improvement District Interlocal Agreement

Project Description: Formalize the interlocal agreement with TBID regarding shared utility service (i.e. GHID provides water service, TBID provides wastewater service).

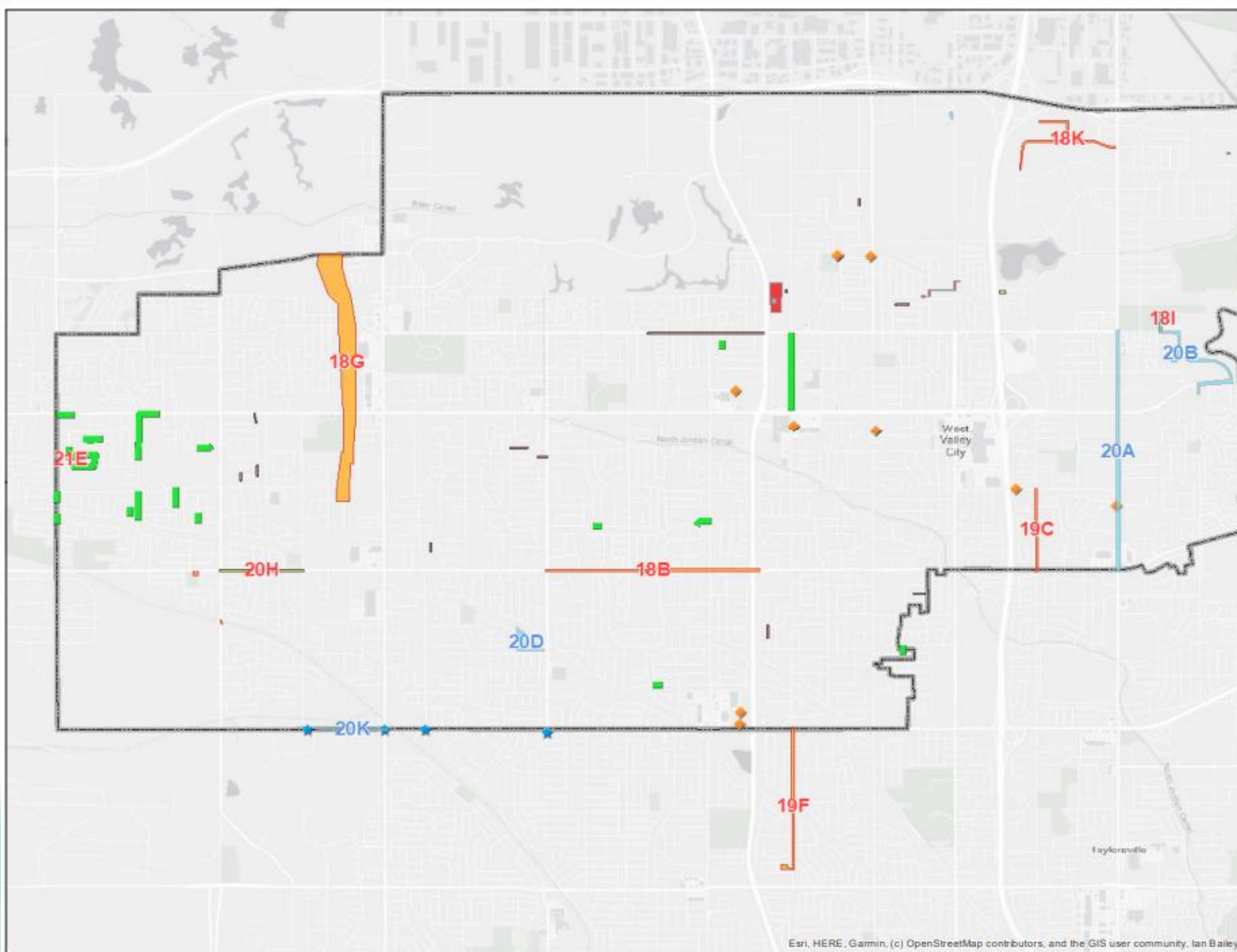
Project Update: Met with TBID to begin the process. GHID has updated lists of shared service and is working with TBID to update billing information. When this is finished, we will enter into an interlocal agreement to finalize this process.



Daniel Barbosa and Derrick McMichael install the new vault at Well No. 15 that will discharge into the WVC ditch next to the Brighton Canal.



Capital Projects Map



GRANGER-HUNTER
IMPROVEMENT DISTRICT

ArcGIS Web Map

Legend

21E: Sewer Rehabilitation Project

Planned Projects

Approved

Projects in Progress

Designed

Under Construction

Finished Projects this Year

Constructed

Finished

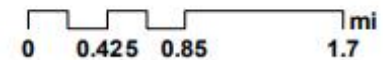
21A: Large Meter Replacement

21A: Large Meter Replacements

21C: Kearns GHID Interconnect

21C Kearns GHID Interconnect

GHID_Database.DBO.Boundary

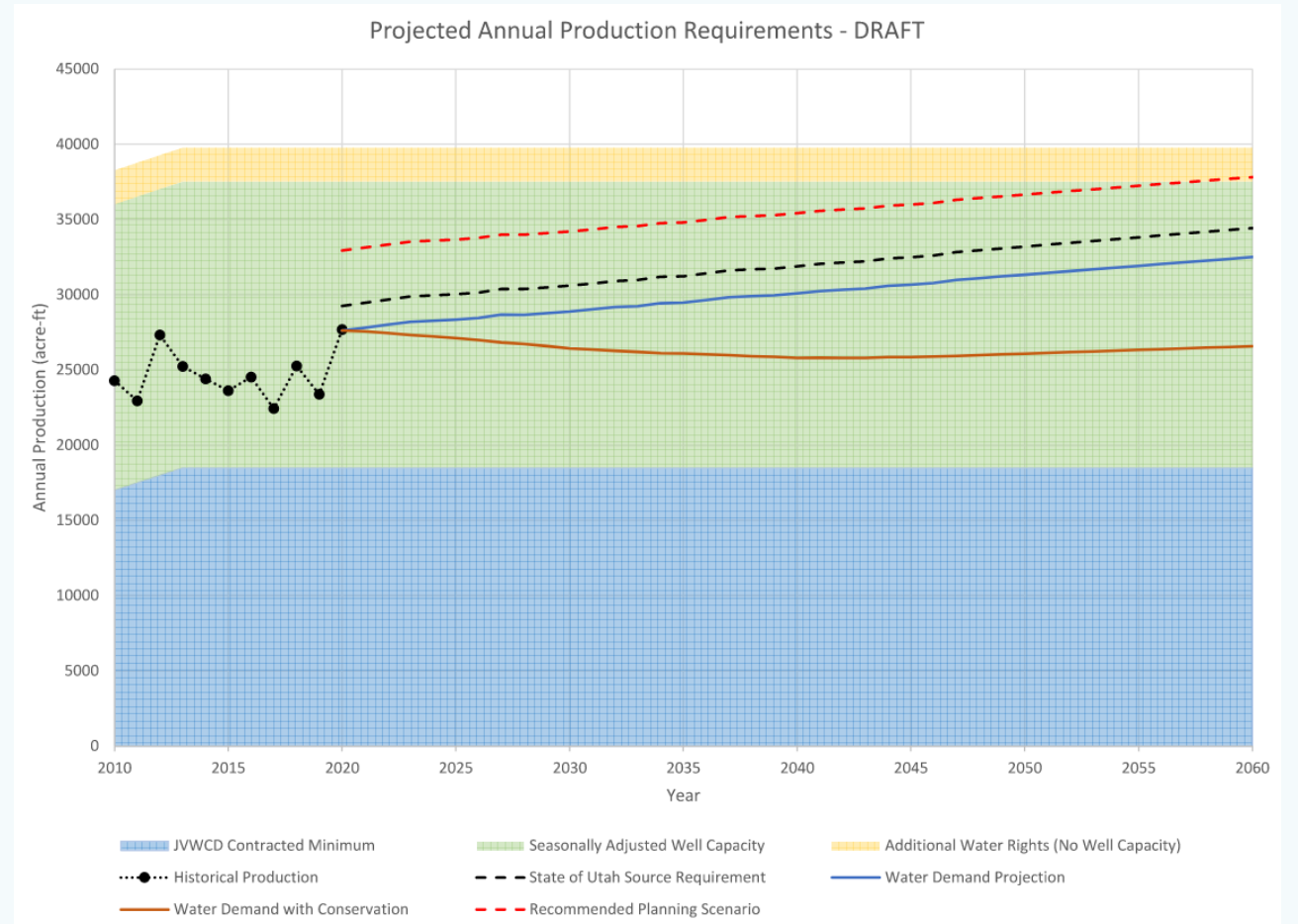


Master Plan Update, Rate Study & Impact Fee Analysis Update

Project: Master Plan, Rate & Impact Fee Study & Long-Term Capital Facility Plan –Operations & Maintenance (Eng. Consulting)
 Consultant: Bowen, Collins & Associates
 Progress: 5%
 Budget: \$290,000
 Contract: \$284,388

Project Description: In order to best determine rates and impact fees, it is necessary to complete an updated Master Plan (for both the Water and Wastewater systems) and a 20-year Capital and Infrastructure Maintenance Plan. Following completion of the plans, the Consultant (or sub-consultant) will complete the Rate Study and Impact Fee Analysis. This project will be complete in time to set rates for 2021.

Project Update: The Consultant is reviewing the information provided by the District on past studies, infrastructure GIS data, and financial information. They have prepared preliminary projected population estimates and are working on projecting water needs up to 2060.



Engineering Report

Final Lead & Copper Rule Revision

Announcements

Dec 22, 2020 – EPA announces the [new Lead and Copper Rule](#) emphasizing better protecting children at schools and child care facilities, getting the lead out of our nation's drinking water, and empowering communities through information

Highlights

- 10 ppb trigger level; 15 ppb action level based on a 90th percentile calculation.
- Water systems are required to test for lead at 20% of all elementary and licensed childcare centers each year for 5 years, and then upon request thereafter.

Getting Ready - Water systems have 3 years to meet the following requirements:

- Develop a lead service line (LSL) inventory.
- Prepare an LSL replacement plan.
- Revise sampling protocols and communications to sample the 5th liter for LSL.
- Prepare a sampling plan and communications for elementary schools and childcare centers.
- Implement LSL replacement program if lead is above 10 ppb. Replace 3% of LSLs per year if above 15 ppb.
- Encourage customers to participate in LSL replacement program.
- Replace water systems side of LSL if notified by customer of private side replacement.
- Inform customers annually they are served by LSL or lead status unknown service line.



Engineering Report

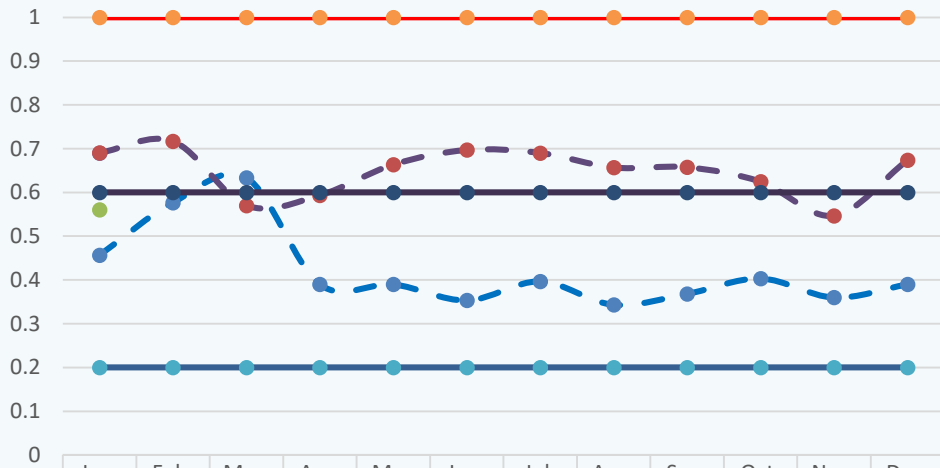
Plans Reviewed in January

1) Scott Machinery	2245 S. Technology Dr.	Commercial
Commercial Warehouse		
2) Newton Farm Phase 4	Newton Farm Dr.	Residential Subdivision
17 Lot Subdivision		
3) Happy Kids Daycare	4062 S. 4000 W.	Tenant Improvement
3 Compartment Sink in Kitchen		
4) Intermountain Healthcare Lake Park Cafeteria	4646 W. Lake Park Blvd.	Tenant Improvement
Cafeteria Remodel		
5) FB Flurry LLC	5154 W. 2400 S.	Tenant Improvement
Interior Construction		



Water Quality Report

Chlorine and Fluoride Residuals (mg/L)



Backflow Dashboard

Ready to send
325
45 day Backflow Notice

Notices Sent - Last Month
0
Reminders

Past Due
778

Backflow Failed
3

No Hazard Assessment's due this month

Ready to send
406
30 Days Late Notice

Notices Sent - Last Month
0
30 Days Late

Backflows added in the last 31 days
4

Ready to send
225
90 day Backflow Notice

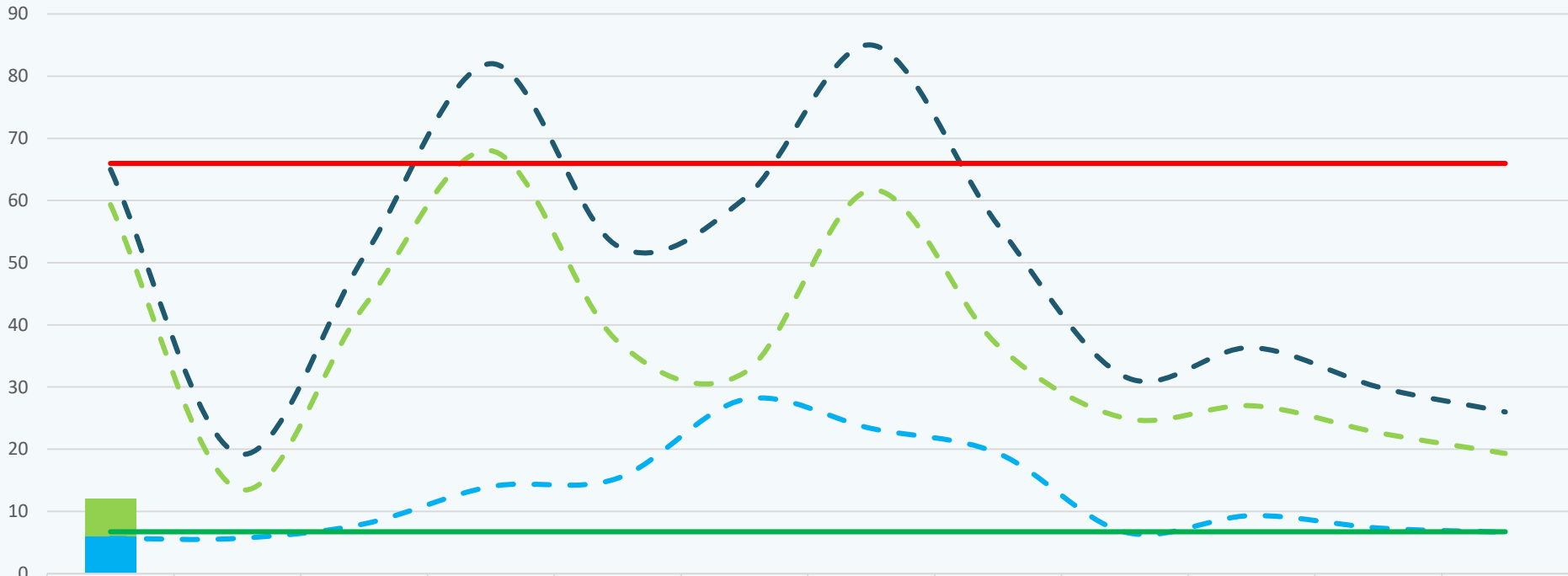
Notices Sent - Last Month
0
90 Days Late

All Backflow's in GIS
1,160



Water Quality Report

Water Quality and Pressure Complaints



	Jan.	Feb.	Mar.	Apr.	May	Jun.	Jul.	Aug.	Sep.	Oct.	Nov.	Dec.
Water Quality Complaints	6											
Pressure Complaints	6											
WQ 3-YR AVG.	59	14	43	68	37	32	62	37	25	27	23	19
Pressure 3-YR AVG.	6	6	8	14	15	28	23	19	7	9	7	7
Total 3-YR AVG.	65	19	51	82	53	60	85	56	32	36	30	26
25% AWWA Benchmark	7	7	7	7	7	7	7	7	7	7	7	7
75% AWWA Benchmark	66	66	66	66	66	66	66	66	66	66	66	66



Water Quality Report

Water Quality Complaint Locations – January

