

THE BOARD OF TRUSTEES OF THE GRANGER-HUNTER IMPROVEMENT DISTRICT

PUBLIC NOTICE is hereby given by the Board of Trustees that Granger-Hunter Improvement District will hold a Board Meeting at 3:00 p.m. on Tuesday, October 12, 2023, at its main office located at 2888 South 3600 West, West Valley City, Utah. Trustees and members of the public are able to attend this meeting in person or electronically through www.ghid.org.

Agenda

A. GENERAL

1. Call to order – Welcome – Report those present for the record.
2. Consider approval of the September 26, 2023, Board Meeting Minutes
3. Discuss potential conflicts of interest.

B. OUR COMMUNITY

1. Review, Discuss and Consider Approval of 2024 Tentative Budget
2. Public Comments
3. Consider Date for Public Hearing Regarding Truth-in-Taxation, Rate and Fee Increase and 2024 Budget.
4. 2024 Strategic Plan Initiative Update
5. Jordan Valley Water Conservancy District and Central Valley Water Reclamation Facility Review

C. OUR TEAM

1. Consider approval of modification to Employee Handbook Chapter 2: Employment.

D. OUR OPERATIONS

1. October 3, 2023, Audit Committee Meeting Review
 - a. Discuss and approve 2023 Audit Engagement with K&C
 - b. Discuss Fraud Risk Assessment
 - c. Discuss additional items during October 3, 2023, meeting
2. Review & discuss Financial Report for September 2023
3. Review & discuss Paid Invoice Report for September 2023
4. Consider approval of a renewal of the Tyler Technologies Incode V.X Contract in the amount of \$64,873.82.
5. Consider approval of a Contract Amendment to APCO, Inc. for the 21F: SCADA Upgrades project in the amount of \$82,103.00.

E. CLOSED SESSION

F. BOARD MEMBERS INPUT, REPORTS, FOLLOW-UP ITEMS OR QUESTIONS

G. CALENDAR

1. The next board meeting is planned for 5:00 pm on November 14, 2023 with a Public Hearing to follow at 6:00 pm.

MINUTES OF THE GRANGER-HUNTER IMPROVEMENT DISTRICT BOARD MEETING

The Meeting of the Board of Trustees of the Granger-Hunter Improvement District (GHID) was held Tuesday, September 26, 2023, at 3:00 P.M. at the District office located at 2888 S. 3600 W., West Valley City, Utah.

This meeting was conducted electronically in accordance with the Utah Open and Public Meetings Act (Utah Code Ann. (1953) §§ 52-4-1 et seq.) and Chapter 7.12 of the Administrative Policy and Procedures Manual (“Electronic Meetings”).

Trustees Present:

Debra Armstrong	Chair
Corey Rushton	Trustee
Roger Nordgren	Trustee

Staff Members Present:

Jason Helm	General Manager/Treasurer
Todd Marti	Assistant General Manager/District Engineer
Troy Stout	Assistant General Manager/Chief Operating Officer
Michelle Ketchum	Director of Administration
Dustin Martindale	Director of Water Systems
Ricky Ncaise	Director of Wastewater
Victor Narteh	Director of Engineering
Justin Gallegos	Director of Information Technology
Austin Ballard	Controller/Clerk
Dakota Cambruzzi	Human Resource Manager - <i>Excused</i>
Kristy Johnson	Executive Assistant
Brent Rose	Legal Counsel – Clyde Snow & Sessions PC

Guests:

Wayne Watts	Community Member & Future Trustee
Jordan Pugmire	J-U-B Representative
Christina Osborn	J-U-B Representative
Adam Spackman	System Administrator, GHID - <i>Electronically</i>
Ian Bailey	GIS, GHID – <i>Electronically</i>
Darcy Brantly	Accountant, GHID – <i>Electronically</i>
Michael Wear	Fleet Manager, GHID – <i>Electronically</i>
Steve Starr	Water Systems Division Manager, GHID – <i>Electronically</i>

A copy of the exhibits referred to in these minutes is attached and incorporated by this reference. The exhibits are also included in the official minute books maintained by Granger-Hunter Improvement District.

CALL TO ORDER

At 3:00 P.M. Debra Armstrong called the meeting to order and recognized all those present.

Public Comments

There were none.

Approval of the August 15 & September 12, 2023 Board Meeting Minutes

A motion to approve the Board Meeting Minutes from August 15 and September 12, 2023, was made by Roger Nordgren. Followed a second from Debra Armstrong, the motion passed as follows:

Armstrong – aye Rushton – aye Nordgren – aye

Conflicts of interest

There were none.

**OUR COMMUNITY
Jordan Valley Water Conservancy District Review**

Jason Helm presented the Jordan Valley Water Conservancy District (JVWCD) review. Mr. Helm discussed the proposed revisions to the Rules & Regulations for Wholesale Water Service and noted JVWCD’s intention to discuss the topic in their October Board meeting. – See JVWCD Review attached to these minutes for details.

Central Valley Water Reclamation Facility Review

Mr. Helm presented the Central Valley Water Reclamation Facility (CVWRF) review. – See CVWRF Review attached to these minutes for details.

**OUR TEAM
Consider Approval of Updated District Administrative Policy & Procedures Manual for Surplus of District Real Property**

Todd Marti asked the Board to consider approval of an updated District Administrative Policy and Procedures Manual for surplus of District real property. Corey Rushton made a motion to approve the update as noted. Following a second from Roger Nordgren, the motion passed as follows:

Armstrong – aye Rushton – aye Nordgren – aye

**OUR OPERATIONS
Property Tax Timeline**

Austin Ballard presented and discussed the property tax timeline. The Board discussed the property tax increase process. Corey Rushton suggested a District long-term property tax strategy. – See Property Tax Timeline attached to these minutes for details.

Consider Adoption of Resolution 09-26-23.1 Intent to Cancel 2023 Election of One Trustee Seat to Board of Granger-Hunter Improvement District

Mr. Ballard asked the Board to consider approval of Resolution No. 09-26-23.1 Intent to Cancel the 2023 Election of One Trustee Seat to the Board of the Granger-Hunter Improvement District. Roger Nordgren made a motion to approve the resolution as noted. Following a second from Debra Armstrong, the motion passed as follows:

Armstrong – aye Rushton – aye Nordgren – aye

**Claim Settlement
Reporting for Sanitary
Sewer Overflow that
Occurred April 10, 2023**

Mr. Stout presented the claim settlement reporting for a Sanitary Sewer Overflow that occurred April 10, 2023, in the amount of \$1,792.52. The current policy was discussed for possible updates.

Capital Projects Update

Todd Marti presented the Capital Projects update. – See Capital Projects Update attached to these minutes for details.

**Consider Approval of
Engineering Design
Contract to J-U-B
Engineers for 23I:
Anderson GWTP
Project**

Mr. Marti asked the Board to consider approval of an engineering design contract to J-U-B Engineers for the 23I: Anderson GWTP project in the amount of \$749,800.00. Roger Nordgren made a motion to approve the contract as noted. Following a second from Debra Armstrong, the motion passed as follows:

Armstrong – aye Rushton – aye Nordgren – aye

**Engineering Department
Update**

Mr. Marti presented the Engineering Department update. – See Engineering Department Update attached to these minutes for details.

CLOSED SESSION

At 4:54 P.M., Corey Rushton made a motion to enter into a closed session to discuss pending or reasonably imminent litigation and to discuss the purchase, exchange, lease, or sale of real property. Following a second from Roger Nordgren, the motion passed as follows:

Armstrong – aye Rushton – aye Nordgren – aye

All Trustees; Jason Helm, General Manager; Todd Marti, Assistant General Manager; Troy Stout, Assistant General Manager; Brent Rose, District legal counsel; Justin Gallegos, Director of IT; and Austin Ballard, Controller, were present during closed session.

There was a short break before the closed session began at 5:08 p.m.

At 6:17 P.M., Debra Armstrong made a motion to end the closed session and enter back into an open session. Following a second from Roger Nordgren, the motion passed as follows:

Armstrong – aye Rushton – aye Nordgren – aye

**PROPERTY SALES &
PURCHASE
Consider Approval to
Declare Surplus & Sell
of Parcel at 1302 West
3100 South**

Mr. Marti asked the Board to consider approval to declare surplus and sell of parcel at 1302 West 3100 South. Corey Rushton made a motion to postpone the surplus and sell of this property indefinitely. Following a second from Debra Armstrong, the motion passed as follows:

Armstrong – aye Rushton – aye Nordgren – aye

**Consider Approval to
Declare Surplus & Sell a
Portion of Well No. 1
Parcel at 1311 West
3300 South**

Mr. Marti asked the Board to consider approval to declare surplus and sell a portion of Well No. 1 parcel at 1311 West 3300 South. Corey Rushton made a motion to approve the surplus and sell as noted. Following a second from Debra Armstrong, the motion passed as follows:

Armstrong – aye Rushton – aye Nordgren – aye

**Consider Approval to
Purchase a Parcel at
4700 South 6400 West
for Zone 1 Reservoir**

Mr. Marti asked the Board to consider approval to purchase a parcel 4700 South 6400 West for the Zone 1 Reservoir. Corey Rushton made a motion to approve the purchase as noted. Following a second from Roger Nordgren, the motion passed as follows:

Armstrong – aye Rushton – aye Nordgren – aye

**BOARD MEMBERS
INPUT, REPORTS,
FOLLOW-UP ITEMS
OR QUESTIONS**

Corey Rushton commended the District’s water quality specialist, Brad Almond, for his work in the field. Debra Armstrong commended Michelle Ketchum and Troy Stout for their quick response to assist her and customers within the District.

ADJOURNED

Inasmuch as all agenda items have been satisfied, Roger Nordgren made a motion to adjourn the meeting. Following a second from Debra Armstrong, the motion passed as follows and the meeting adjourned at 6:23 P.M.

Armstrong – aye Rushton – aye Nordgren – aye

Debra K. Armstrong, Chair

Austin Ballard, Clerk



OUR COMMUNITY

- 2024 Tentative Budget
- Public Comments
- Consider Date for Public Hearing
- 2024 Strategic Plan Update
- JWCD & CVWRF Review





GRANGER-HUNTER
IMPROVEMENT DISTRICT
VISITOR ENTRANCE

2024 Budget Presentation

Improving quality of life today – creating a better tomorrow.



2024 Budget Overview

- Strategic Objectives/Budget Considerations
- 10-Yr Financial Projection
- Grant Awards
- Budget Summary
- Proposed Rates/Taxes

Granger-Hunter Improvement District Strategic Objectives

1) Fund the Future

- Central Valley Reclamation Facility Upgrade & Operations \$16.5M
- Redwood Road Water & Wastewater Project- \$10.0M (\$21M Total)
- Kent Booster Station- \$7.6M (\$16M Total)
- Ridgeland Pump Station- \$2.0M (\$4M Total)
- Well 18 Design & Drilling- \$2.3M
- Anderson Treatment Plant- \$1.7M
- Sewer Lining & Manhole Rehab- \$1.2 M
- Miscellaneous Projects- \$5.9M





GRANGER-HUNTER
IMPROVEMENT DISTRICT

Granger-Hunter Improvement District Strategic Objectives

2) Workforce Evolution

- Compensation Plan/Training/Retention
 - 3% Merit Increase
 - Healthcare Increases
 - 401k Match Program
 - 3 Positions on hold until further analysis
 - On-call Program
 - Training & Education- \$104K






GRANGER-HUNTER
IMPROVEMENT DISTRICT

Granger-Hunter Improvement District Strategic Objectives

3) Be a Modern Utility Service

- Well Water Operations & Wholesale Contract Modifications
- SCADA Modifications/Upgrades
- AMI Integration-Meter Replacement Program
- Fiber Optics/Cameras
- Cybersecurity hardware and software
- Chlorination Equipment Upgrades
- Adaptive Maintenance Programs
- Water Loss Programs
- Equipment Advancements





GRANGER-HUNTER
IMPROVEMENT DISTRICT

Granger-Hunter Improvement District Strategic Objectives

4) Support the Community

- Redwood Road Upgrades to Water & Wastewater
- Fire Hydrant Replacement Program
- Lead & Copper Rule, Lead Service Line Locating
- West Valley City Coordination-Public Works





GRANGER-HUNTER
IMPROVEMENT DISTRICT

Granger-Hunter Improvement District Strategic Objectives

5) Promote Environmental Stewardship

- Customer Portal
- Water Leak Detection Program
- Water Conservation Materials
- FOG Program
- WVC Community Events





GRANGER-HUNTER
IMPROVEMENT DISTRICT

Granger-Hunter Improvement District Strategic Objectives

6) Build Financial Strength

- 180 Days Cash on Hand- (AWWA Recommendation)
- Grant Opportunities
- Bonding vs Pay-Go
 - 2023 Issued \$42.8M Bonds
 - Secured more than \$10.5M in grants
 - Target future Pay-Go \$16.0M





GRANGER-HUNTER
IMPROVEMENT DISTRICT

Granger-Hunter Improvement District Strategic Objectives

7) Focus on our Patrons

- Transparency-Website
- E-bills
- Credit Card payments
- Repair Leak Response Time
- 24/7 On Call services





GRANGER-HUNTER
IMPROVEMENT DISTRICT

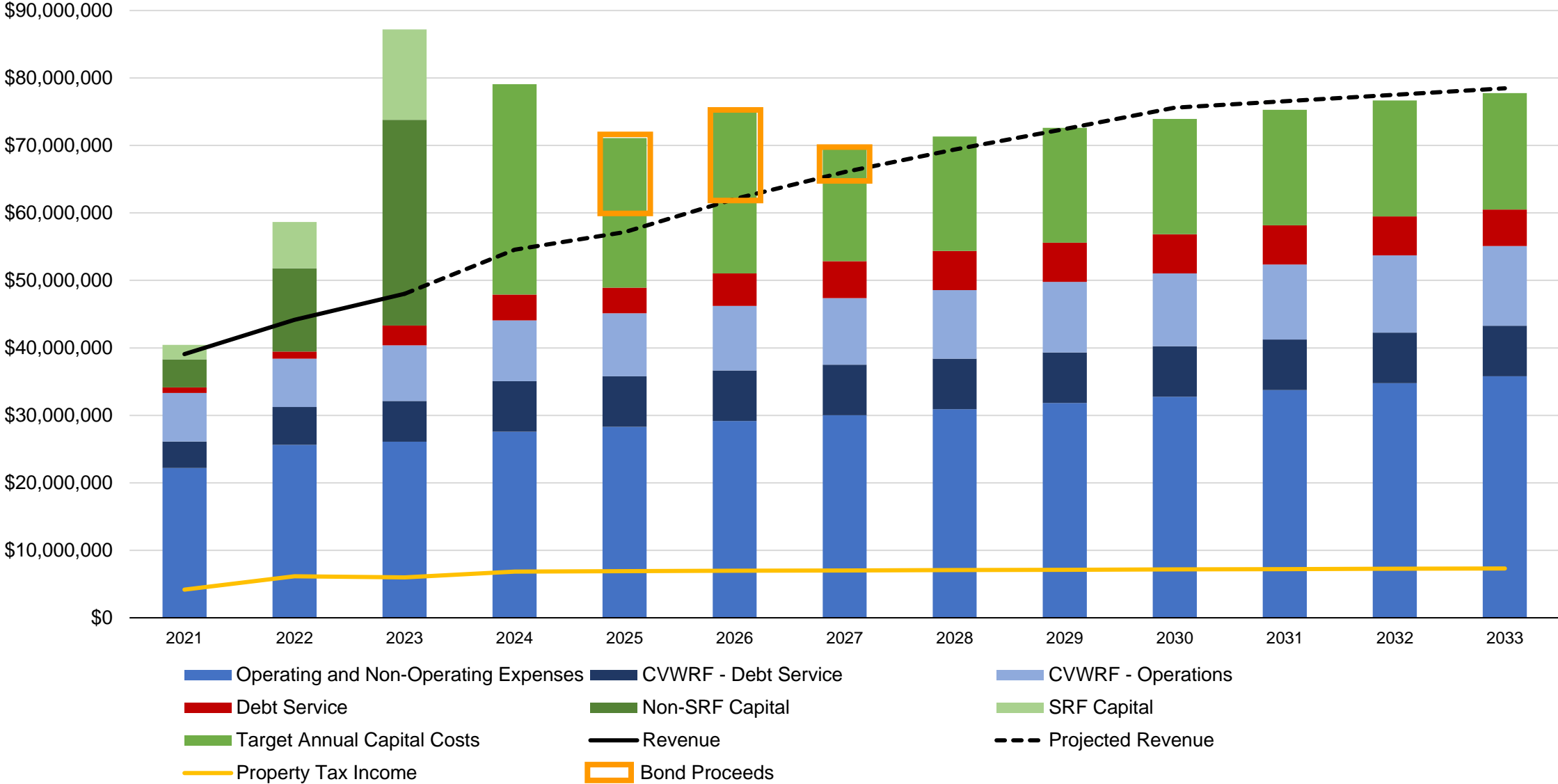
Granger-Hunter Improvement District Strategic Objectives

8) Utilize Best Practices

- Pipe, Fleet, Meter, Valve and Hydrant Maintenance & Replacement Programs
- Water Quality sampling and testing
- SCADA Analytics- Operations Utilization
- Benchmarking
- Seminars/Training



10-Year Financial Projection



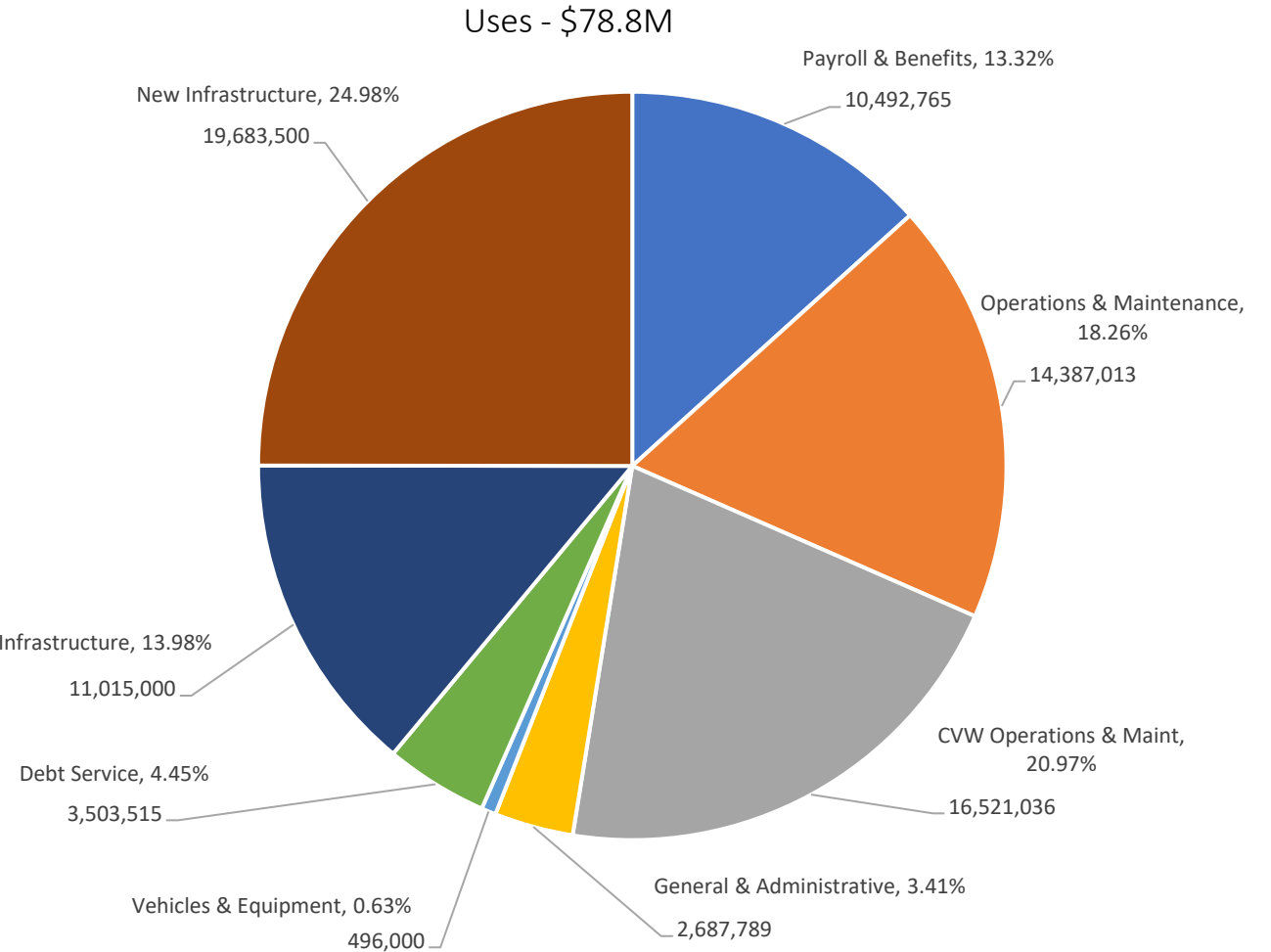
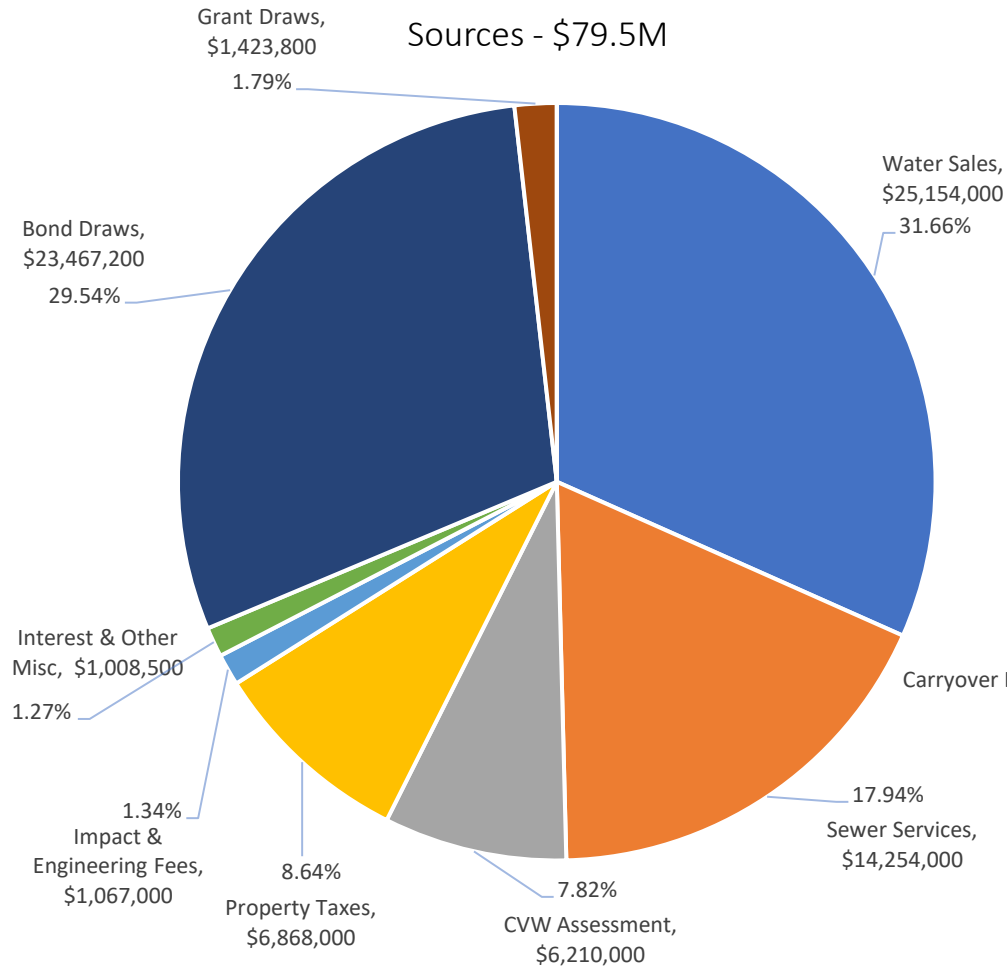


GRANGER-HUNTER
IMPROVEMENT DISTRICT

Granger-Hunter Improvement District Grant Awards

Funding Opportunity	Funding Agency	Cost Match	Timeline	Projects	Status
American Rescue Plan Act (ARPA) - \$1.4B to Utah	Drinking Water SRF	Up to 49% Grant Opportunity if MAGI less than 80% of State MAGI (GHID at 78%).	Allocated by 2024, Spent by 2026	Redwood Road Waterline Replacement, Ridgeland Pump Station Replacement	Received \$13.8 M - \$2.8M in principal forgiveness and \$11M at 0.5% hardship grant assessment fee
Infrastructure and Investment Jobs Act (IIJA) - \$360M over 5 years	Drinking Water SRF	Up to 49% Grant Opportunity if MAGI less than 80% of State MAGI (GHID at 78%).	Next 5 Years	Redwood Road Waterline Replacement, Ridgeland Pump Station Replacement	Received \$13.8 M - \$2.8M in principal forgiveness and \$11M at 0.5% hardship grant assessment fee
Infrastructure and Investment Jobs Act (IIJA) - Community Project Funding	U.S. House of Representatives	Proposing 75/25 Split		3600 West Waterline Replacement, 5400 West Waterline Replacement	Not Selected for 2024.
Clean Water State Revolving Fund (CWSRF) - \$14M per year	Utah Water Quality Board	Low-interest loans	TBD	Pleasant Valley Lift Station Replacement	TBD
Bureau of Reclamation WaterSMART Drought Response Program	U.S. Bureau of Reclamation	Up to \$5M in grants per project	Due in July 2022, yearly after.	Anderson Water Treatment Plant (Wells No. 16 & 18) & Well No. 18 Drilling/Construction	Received \$5M Grant for Anderson WTP, Well No. 18
DNR Division of Water Resources	Board of Water Resources	Used to cover match for WaterSMART	Apply by September 30.	Anderson Water Treatment Plant, Zone 1 Reservoir, Future Well No. 18, Well No. 1 Replacement	TBD
Bipartisan Infrastructure Law (BIL) for Lead Service Line Inventory - \$28M per Year for 5 Years	Utah Division of Drinking Water	Up to \$100,000 per year up to 5 years		Lead Service Line Inventory (Contractor)	Received \$100,000 with 100% principal forgiveness
Emerging Contaminants Funding (Manganese Removal)	Utah Division of Drinking Water	Requesting ~ \$2.5M		Anderson Water Treatment Plant (Wells No. 16 & 18)	Awarded \$2.5M Grant for Anderson WTP
BRIC (Building Resilient Infrastructure and Communities) Grant	FEMA	N/A		Hazard Mitigation Plan	Awarded \$119,998.99
TOTAL GRANTS					\$10,519,998.99

Budget Summary – Sources and Uses



*Operations & Maintenance of \$14.4M includes JWV water purchases of \$11.4M

Final 2024 Budget Changes



- **Updated Revisions**
 - Reduction in Tank Farm carryover from \$7.6M to \$4.5M due to project schedule change
 - 2023 Budgeted CCTV Truck won't be finished until 2024 \$0.6M
 - Carryover from Chesterfield and Warner Exhaust upgrade project schedule change \$0.2M
- **Potential Addition**
 - Land and water use study \$100,000

Proposed 2024 Rate Increase

Water Rates by Customer Type	Tier 1* (0-7,000 gal.)	Tier 2* (7,001-15,000 gal.)	Tier 3* (15,001-45,000 gal.)	Tier 4* (45,001+ gal.)	Availability Fees
Residential - Current	\$1.50	\$2.10	\$3.00	\$4.00	\$16.50
Residential - Proposed	\$1.59	\$2.23	\$3.18	\$4.24	\$17.49
Non-Residential - Current	\$2.30	\$2.30	\$2.30	\$2.30	\$16.50-\$1,898
Non-Residential - Proposed	\$2.44	\$2.44	\$2.44	\$2.44	\$17.49-\$2,011

Wastewater Rates by Customer Type	Availability Fee	CVWRF Fee	Volume (per 1,000 gal.)
Residential – Current (REU)	\$15.50	\$11.50	\$1.50
Residential – Proposed (REU)	\$16.43	\$11.50	\$1.59
Non-residential – Current (REU)	\$15.50	\$11.50	\$1.50
Non-residential – Proposed (REU)	\$16.43	\$11.50	\$1.59

*For residential customers meters sizes 1 ½” – 10” will be moved to a tiered rate structure that adjusts based on meter size

**Proposed fees of Water and Wastewater rates will be an increase of 6%.


Proposed 2024 Property Tax Increase

2023 Tax Rate- 0.000494

Est 2024 Tax Rate - 0.000561

Est Revenue 2024- \$6,322,000

% TNT Increase- 13.6%



Property Tax Increase Examples

\$388,000 Residence

\$105.42

↑ \$119.80 (\$14.38/YR)

\$388,000 Business

\$191.67

↑ \$217.82 (\$26.15/YR)





GRANGER-HUNTER
IMPROVEMENT DISTRICT



2024 Tentative Budget

Table of Contents

Background	3
Budget Process	3
Excecutive Summary	4
Operating Revenue	5
Water and Wastewater Rates	5
Property Tax Revenues	5
Operating Expenses	6
Payroll Wages & Benefits	6
Maintenance and Tools	6
Water Purchases	6
Utilities.....	6
Central Valley Water Reclamation Facility (CVW)	7
Administrative	7
Contingencies	7
Non-Operating Revenues and Expenses.....	7
Non-Operating Revenues	7
Equipment Purchases	7
Debt Service.....	8
Capital Expenditures.....	8
District Reserve Funds	8
Operating Reserves.....	8
Repair and Replacement Reserve	8
Impact Fee Reserve.....	9
Insurance Reserve Funds.....	9
Post-Employment Benefit Reserve	9
Development Fees.....	9
Summary	9

Background

The District was organized January 13, 1950, and provides water and wastewater services to approximately 133,000 people in a 24.5 square mile area in the central portion of Salt Lake County. The boundaries of the District roughly parallel those of West Valley City. The principal offices are located at 2888 South 3600 West, in West Valley City, Utah. It employs about 78 people and operates and maintains water lines, water storage reservoirs, several deep-water wells, wastewater collection lines and several wastewater pump stations.

The Tentative 2024 budget for Granger-Hunter Improvement District (the District) was prepared in accordance with the District's **vision**: *Improving quality of life today – creating a better tomorrow*, the District's **mission**: *Stewards of water that is delivered clean and safe for daily use and collected responsibly to protect public health and our environment* and supports the District's **strategic plan**. This budget narrative will provide an overview of the framework the District believes will help it to meet its objective.

Budget Process

The annual budget is created by the District's management as required by Utah law. Directors have a responsibility to submit their department budgets for consideration and reviewed by management. The needs of a department are weighed against the needs of all departments, and priorities are established. Budgets for personnel and capital projects are also prepared and input is received from management and directors. The budget is then organized and presented to the Board for comment, input, additional prioritization of needs and approval. Once the budget is adopted, it becomes the framework for applying District resources in the best manner to meet the needs of the customer.

Prior to adoption of the budget, the following steps have or need to occur:

- District management met with all Directors on August 14th, 2023, to receive inputs on each of the District's departments and capital budgets.
- The District's Budget Committee, consisting of one board member, the General Manager, the two Assistant General Managers and the Controller, met on August 21st, 2023, to discuss the preliminary budget numbers to put into the Tentative Budget.
- The Tentative Budget will be presented to the Board on October 12th, 2023.
- On October 12th, the Board will establish the time and place of the public hearing to consider adoption of the Final Budget and rate increases. The time and place is currently scheduled to be held on November 14th, 2023, at 6:00 p.m.
- If fee, rate or tax increases are considered (as is the case for the coming year), the District must publish notice in a location within the District that is most likely to be seen by its residents (Utah code 63G-30-102).
- The Board, by resolution, may adopt the budget and rate increase following the public hearing. The budget must be adopted before January 1, 2024.

Executive Summary

	Actual 2021	Actual 2022	Projected 2023 as of 9/7/2023	Budget 2023	Tentative Budget 2024	% Change
OPERATING REVENUES						
Operating Revenues	\$ 33,744,314	\$ 35,493,650	\$ 40,901,593	\$ 42,125,000	\$ 46,138,500	9.5%
Property Tax Revenues	4,182,876	6,147,887	6,169,730	5,894,660	6,868,000	16.5%
TOTAL OPERATING REVENUES	37,927,190	41,641,537	47,071,323	48,019,660	53,006,500	10.4%
OPERATING EXPENSES						
Payroll Wages & Benefits	7,882,823	8,860,610	9,341,481	9,518,441	10,492,765	10.2%
Maintenance and Tools	1,559,479	1,446,881	1,571,346	1,972,725	2,097,275	6.3%
Water Purchases	9,773,599	10,805,123	10,683,593	10,997,903	11,437,138	4.0%
Utilities	883,822	723,885	842,123	1,011,188	944,100	-6.6%
CVWRF	11,119,436	12,738,319	13,394,510	14,267,836	16,521,036	15.8%
Administrative	1,917,060	2,190,953	2,097,022	2,431,897	2,416,289	-0.6%
Contingencies	-	-	-	180,000	180,000	0.0%
TOTAL OPERATING EXPENSES	33,136,219	36,765,771	37,930,075	40,379,990	44,088,603	9.2%
NET OPERATING REVENUES	4,790,971	4,875,766	9,141,248	7,639,670	8,917,897	16.7%
INDIRECT OPERATING EXPENSES	(8,175,981)	(8,094,770)	(8,270,000)	(8,670,000)	(8,691,000)	0.2%
NON-OPERATING REVENUE & EXPENSES						
Non-Operating Revenues	1,180,380	2,731,734	2,134,626	1,220,000	1,555,000	27.5%
Equipment Purchases	(599,810)	(686,432)	(1,498,150)	(1,498,150)	(496,000)	-66.9%
Debt Service	(978,085)	(1,237,509)	(2,206,847)	(2,934,538)	(3,503,515)	19.4%
NON-OPERATING REVENUE & EXPENSES	(397,515)	807,793	(1,570,371)	(3,212,688)	(2,444,515)	-23.9%
NET REVENUES INCL DEPRECIATION	\$ (3,782,525)	\$ (2,411,211)	\$ (699,123)	\$ (4,243,018)	\$ (2,217,618)	-47.7%
Add Back Depreciation	8,010,624	7,903,638	8,100,000	8,500,000	8,500,000	0.0%
Add Noncash OPEB Accrual	20,625	19,800	14,000	14,000	433,000	
NET REVENUES	\$ 4,248,724	\$ 5,512,227	\$ 7,414,877	\$ 4,270,982	\$ 6,715,382	57.2%
CAPITAL EXPENDITURES		2022 Budget	2022 Budget	2023 Budget	Tentative 2024 Budget	
Water - Horizontal	\$ 3,310,000	\$ 5,412,500	\$ 5,412,500	\$ 15,740,000	\$ 10,615,000	-32.6%
Water - Vertical	10,469,500	20,090,000	20,090,000	16,777,000	15,736,000	-6.2%
Wastewater - Horizontal	1,902,000	3,605,000	3,605,000	9,039,000	2,190,000	-75.8%
Wastewater - Vertical	3,726,000	4,726,000	4,726,000	1,135,000	1,225,000	7.9%
General Facilities	1,897,000	2,524,500	2,524,500	1,181,000	932,500	-21.0%
TOTAL CAPITAL EXPENDITURES	\$ 21,304,500	\$ 36,358,000	\$ 36,358,000	\$ 43,872,000	\$ 30,698,500	-30.0%

Operating Revenue

Water and Wastewater Rates

In 2018, the District implemented a tiered or “inclining block” water rate structure to encourage conservation efforts in accordance with State of Utah statutes. In 2024 the District is modifying its rate structure to increase water and wastewater revenue by approximately 9.3%. Early in 2022, the District completed a “master plan” by a third-party consultant that outlined the District’s infrastructure needs over the next 10 years. This plan recommends rate increases the District needs to implement to replace its’ capital infrastructure. Based on those recommendations and staff evaluations, the water and wastewater rates in 2024 will increase by 6%. The District also factored water usage of customers (conservation) into the 6% rate increase.

The 2024 tiered water rate structure is suggested as follows:

Availability fee will increase 6% from \$16.50 to \$17.49 per EDU.

Water tier rates for residential customers with meter sizes of $\frac{3}{4}$ ” or 1” will be based on the following table:

0 – 7,000 gallons	= \$1.59 per 1,000 gallons
7,001 – 15,000 gallons	= \$2.23 per 1,000 gallons
15,001 – 45,000 gallons	= \$3.18 per 1,000 gallons
All > 45,000 gallons	= \$4.24 per 1,000 gallons

For residential customers with a meter size of 1 $\frac{1}{2}$ ” or greater, they will be placed on a tiered rate schedule. Previously, those meter sizes received a flat rate for consumption. To understand what the tiers of those meter sizes are, refer to the rates and fees sheet in the budget pdf for 2024 consumption tiers and rates.

For non-residential customers, the District will apply a fixed rate of \$2.44 per 1,000 gallons.

The 2024 wastewater rate structure is suggested as follows:

Availability fee will increase 6% from \$15.50 to \$16.43 per EDU. The CVW will remain the same at \$11.50 per EDU. Additional charges will be based on an indoor usage charge of \$1.59 per 1,000 gallons. Indoor use is defined as water consumption billed in months December through April. Those customers who have grease interceptors will remain on specific rate tables that are based on the contaminants put into the District’s wastewater system.

Property Tax Revenues

During the June 2023 board meeting, the Board of Trustees formally announced their intent to raise property taxes in 2024 (Utah code 59-2-919). In the meeting, it was decided that the District would set a property tax revenue amount that would equal 18.4% of total operating costs excluding the CVW debt service payments. For the 2023 Budget, the Board decided that the District did not need to pursue a property tax increase.

18.4% of operating costs represent “public good” services the District provides, including but not limited to, fire protection, public health, ground water management and current and future debt service. The 2024 property tax rate is estimated to be set at 0.000561 or

an approximate 13.6% rate increase from the 2023 rate. As the District continues to replace its' aging infrastructure through bonding, it is anticipated that the amount of property tax revenue as a percentage of total operating cost will decrease, and the District will need to request additional revenue through the "Truth-in-Taxation process.

Operating Expenses

Payroll Wages & Benefits

The District is anticipating an increase in payroll wages and benefits in 2024. Payroll wages and benefits are expected to increase \$974k (10.2%) due to an increase in retirement buyout benefits as a result of an increase in the number of employees in 2024 who are eligible to retire from the District, a 3.0% merit increase, fully funding a certification program to help with employee retention and a significant increase in healthcare insurance premiums. The District has previously set aside sufficient funding to pay for the new potential 2024 retirement buyouts, and resident rates will not be impacted by this increase. When excluding the non-cash impact of the employee retirement buyout the expected payroll wages and benefits will increase only (5.8%) from the previous year's budget.

To offset the substantial increases mentioned above, the District has decided to not fill 3 current open positions from 2023 in 2024 and will modify its current employee 401(k) program. The District will modify the 401(k) program as follows: lower the direct employee 401(k) contribution to 7% and offer employees a dollar for dollar match up to 5% of employees' salaries. Previously the District contributed a 11.5% direct contribution into employees' 401(k) accounts with no dollar match program.

Maintenance and Tools

With the District's aging infrastructure, its necessary to allocate resources towards maintaining its water and wastewater lines and small and large meter infrastructure. Maintenance projects include, but are not limited to, repairing leaks and line breaks, cleaning wastewater lines and purchasing inventory to repair the system. This year the District is raising its maintenance budget by \$125k (6.3%) because of inflationary increases to general maintenance items including inventory parts, asphalt, cement, fill dirt and permits.

Water Purchases

Currently the District has a contract with Jordan Valley Water Conservancy District (JVW) to purchase 18,500 acre feet of water on an annual basis. This is a take-or-pay contract, meaning that if the District does not utilize 100% of its contract, JVW requires the District to pay the difference between the actual water delivered and its 18,500 acre feet contract. If this occurs, JVW allows the District to take that water in the next calendar year at no cost, since this was purchased the previous year. In 2024, water purchases are expected to increase by \$439k (4.0%) due to higher expected charged rates in the latter half of 2024.

Utilities

Utilities are expected to decrease by \$67k (6.6%) in 2024.

Central Valley Water Reclamation Facility (CVW)

The CVW treatment plant treats the wastewater of the District. The District is one of seven member entities that own the CVW treatment plant. Member entities pay their share of CVW operating and capital expenditures monthly. Operating expenses are allocated based on each entity's 12-month average of volume and strength of the wastewater as of the prior month. Capital costs are allocated based on each entity's 12-month average of volume and strength of wastewater as of August of the preceding year. The District's share of CVW operating costs are expected to be 25.9% in 2024. For 2024, the District anticipates that CVW operating costs will increase by about \$776k (9.4%) from the prior year's budget.

In late 2017, CVW began a complete rebuild of the treatment plant to meet new state and federal water quality requirements by January 1, 2025. CVW is funding the rebuild with a combination of cash contributions from member entities and issuance of bonds. Member entities are required to pay a portion of their capital cost allocation monthly as pay-as-you-go (pay-go) capital contributions. In addition, the District is obligated to pay CVW the related debt service over the life of the bonds. In 2024 the District is planning that CVW debt service obligations will decrease by \$1.5 million (24.6%) when compared to the prior year's budget. This is a result of additional anticipated bond issuances in 2024 caused by higher than expected project costs of the new plant.

Administrative

Administrative expenses are expected to decrease in 2024 by \$16k (0.6%).

Contingencies

The contingency budget for 2024 is set at \$180k. These funds are set aside for the District to use in the event of an emergency that is not budgeted for in other categories. To utilize these funds, the District requires special permission from the Board of Trustees in an open meeting prior to utilizing this resource. Historically, the District has not needed these funds because there were other budget line items that were under budget that could be utilized to cover overages in other budget line items. Any contingency budget funds not utilized each year is available for the District to use for its Capital Expenditures the following year.

Non-Operating Revenues and Expenses

Non-Operating Revenues

Non-operating revenue is estimated to increase by \$335k (27.5%) in 2024, primarily due to higher interest income as a result of the federal reserve increasing interest rates to help control price inflation and higher principal balances in various accounts.

Equipment Purchases

Equipment purchases show a decrease of \$1.0m (66.9%) in 2024 when compared to the 2023 Budget. The major fleet vehicles and equipment the District anticipates purchasing in 2024 are: three light duty pickup trucks, one crane truck and a replacement camera system for the District's wastewater CCTV truck.

Debt Service

The District has four outstanding bonds, the 2019 water bond, the 2021 wastewater bond and two bond issuances that were issued in 2023. In 2024, the District does not anticipate the need to issue any additional debt to fund capital improvement projects.

Interest and principal payments and debt issuance costs are expected to increase \$569k million (19.4%) in 2024.

Capital Expenditures

As mentioned earlier, the District is approaching 70+ year old. The District's water and wastewater infrastructure is showing its age, and the District will need to start replacing those assets as outlined in the "2022 Master Plan." During 2024, there are several water and wastewater pipeline replacement programs scheduled. The District will continue to replace aging cast iron pipe along Redwood Road, finalize the addition of a new 5 million gallon water tank to its system, completion of a replacement of a well house and pump station, begin drilling a new well and start construction on a new water treatment facility. In total, capital expenditures are expected to decrease \$13.2 million (30.0%) in 2024 when compared to the 2023 capital budget.

District Reserve Funds

Operating Reserves

The operating reserve target is six months of the operating expense budget for the coming year. Operating reserves should provide a "rainy day" fund for budget shortfalls or cost overruns. The desired balance, per the 2023 budget, is \$22.1 million. The current operating reserve balance of \$16.0 million (as of 9/14/2023) is showing stress as large cash outflows relating to construction on several capital projects are underway. The District expects that this shortfall will not significantly impact the District operations in 2024. Currently the District has about \$37 million available debt and grant funding to draw on that will help alleviate the stress on operating reserves that the current capital projects are causing. The operating reserve is expected to be about \$16.0 million at the end of 2024.

Repair and Replacement Reserve

Every year the budget includes funds that are earmarked for repair and replacement. However, in the event of a catastrophic water line break, the yearly budget will not be sufficient to fund the emergency repair. The District has set aside monies in the Repair and Replacement Reserve account to fund such emergencies. The district has a goal to fund \$5.0 million in the account. The balance in this account as of 9/14/2023 was \$4.9 million (97%). The anticipated focus on infrastructure projects over the next few years could continue to present a challenge to meeting the District's goal.

Impact Fee Reserve

The required Impact Fee Reserve fluctuates as construction projects are assessed for the cost of their added demand on system capacity and as the District collects fees to complete projects to satisfy that added demand. The reserve is equal to the unspent amount the District has collected from construction projects. The balance as of 9/14/2023 is \$1.9 million.

Insurance Reserve Funds

No funding level has been established for this reserve account. Each year the District budgets approximately \$100,000 to pay deductibles and claims not covered by insurance. Any amount not used during the year, is transferred to the reserve fund to provide for emergencies and extreme claims that may arise. The balance in this reserve account at 9/14/2023 was \$1.3 million.

Post-Employment Benefit Reserve

In 2008 the District established this reserve fund to help offset the cost of benefits paid for retired employees, including health insurance and state retirement buyout. The balance in this fund was \$1.4 million as of 9/14/2023. The liability currently on the books is \$0.7 million. It is anticipated that this balance will increase \$0.4 million as three additional employees are eligible to retire in 2024. Accounting rules do not require full funding of the liability. However, the District has attempted to fund the liability as fully as possible to decrease the negative impacts of falling behind. It is proposed to continue to over-fund the account.

Development Fees

The Development Fees reserve account was established in 2022 in response to the Utah State Auditor's alert 2022-01 requiring entities to monitor and track the revenue generated and expenses incurred to provide those services. It was recommended and approved by the Board that the balance of this fund will be approximately \$175k. It is anticipated that each year the District will collect approximately \$350k in development fees which will be spent on indirect costs keeping the balance in this reserve account around \$175k.

Summary

As always, there are many variables that may cause actual results to differ from budgeted expectations. The District believes the 2024 Final Budget is realistic considering those variables and the above-noted conditions.

The District continues to have a fiscally sound budget, enabling it to meet ongoing obligations and provide for capital projects. However, as referenced, there are significant capital expenditures on the horizon, at both the District and the CVW facility. These will require that the District be meticulous and cautious in its planning to be proactive rather than reactive. The District continues to be in strong financial health, with very good infrastructure and excellent maintenance efforts. The District exercises care in its stewardship over District resources and customer trust, and searches for ways to control expenditures while meeting customer needs.

For specific details regarding the 2024 Budget, the District invites the reader of this document to go online to ghid.org/Budget Reports and download the complete version of the tentative budget.

If you have questions about any part of the proposed budget, please contact Jason Helm or Austin Ballard.

Respectfully Submitted,

Jason Helm, PE
General Manager

Austin Ballard, CPA
Controller



Executive Summary

	Actual 2021	Actual 2022	Projected 2023 as of 9/7/2023	Budget 2023	Tentative Budget 2024	% Change
OPERATING REVENUES						
Operating Revenues	\$ 33,744,314	\$ 35,493,650	\$ 40,901,593	\$ 42,125,000	\$ 46,138,500	9.5%
Property Tax Revenues	4,182,876	6,147,887	6,169,730	5,894,660	6,868,000	16.5%
TOTAL OPERATING REVENUES	37,927,190	41,641,537	47,071,323	48,019,660	53,006,500	10.4%
OPERATING EXPENSES						
Payroll Wages & Benefits	7,882,823	8,860,610	9,341,481	9,518,441	10,492,765	10.2%
Maintenance and Tools	1,559,479	1,446,881	1,571,346	1,972,725	2,097,275	6.3%
Water Purchases	9,773,599	10,805,123	10,683,593	10,997,903	11,437,138	4.0%
Utilities	883,822	723,885	842,123	1,011,188	944,100	-6.6%
CVWRF	11,119,436	12,738,319	13,394,510	14,267,836	16,521,036	15.8%
Administrative	1,917,060	2,190,953	2,097,022	2,431,897	2,416,289	-0.6%
Contingencies	-	-	-	180,000	180,000	0.0%
TOTAL OPERATING EXPENSES	33,136,219	36,765,771	37,930,075	40,379,990	44,088,603	9.2%
NET OPERATING REVENUES	4,790,971	4,875,766	9,141,248	7,639,670	8,917,897	16.7%
INDIRECT OPERATING EXPENSES	(8,175,981)	(8,094,770)	(8,270,000)	(8,670,000)	(8,691,000)	0.2%
NON-OPERATING REVENUE & EXPENSES						
Non-Operating Revenues	1,180,380	2,731,734	2,134,626	1,220,000	1,555,000	27.5%
Equipment Purchases	(599,810)	(686,432)	(1,498,150)	(1,498,150)	(496,000)	-66.9%
Debt Service	(978,085)	(1,237,509)	(2,206,847)	(2,934,538)	(3,503,515)	19.4%
NON-OPERATING REVENUE & EXPENSES	(397,515)	807,793	(1,570,371)	(3,212,688)	(2,444,515)	-23.9%
NET REVENUES INCL DEPRECIATION	\$ (3,782,525)	\$ (2,411,211)	\$ (699,123)	\$ (4,243,018)	\$ (2,217,618)	-47.7%
Add Back Depreciation	8,010,624	7,903,638	8,100,000	8,500,000	8,500,000	0.0%
Add Noncash OPEB Accrual	20,625	19,800	14,000	14,000	433,000	
NET REVENUES	\$ 4,248,724	\$ 5,512,227	\$ 7,414,877	\$ 4,270,982	\$ 6,715,382	57.2%
CAPITAL EXPENDITURES		2022 Budget	2022 Budget	2023 Budget	Tentative 2024 Budget	
Water - Horizontal		\$ 3,310,000	\$ 5,412,500	\$ 15,740,000	\$ 10,615,000	-32.6%
Water - Vertical		10,469,500	20,090,000	16,777,000	15,736,000	-6.2%
Wastewater - Horizontal		1,902,000	3,605,000	9,039,000	2,190,000	-75.8%
Wastewater - Vertical		3,726,000	4,726,000	1,135,000	1,225,000	7.9%
General Facilities		1,897,000	2,524,500	1,181,000	932,500	-21.0%
TOTAL CAPITAL EXPENDITURES		\$ 21,304,500	\$ 36,358,000	\$ 43,872,000	\$ 30,698,500	-30.0%



REVENUES

	Actual 2021	Actual 2022	Projected 2023 as of 9/7/2023	Budget 2023	Tentative Budget 2024	% Change
REVENUES						
Operating Revenues:						
Water Sales	\$ 19,207,513	\$ 19,159,280	\$ 21,120,589	\$ 22,073,000	\$ 25,154,000	14.0%
Sewer Service Charges	11,656,156	13,190,352	13,190,352	13,439,000	14,254,000	6.1%
Central Valley Assessment	2,704,602	2,723,901	6,311,709	6,210,000	6,210,000	0.0%
Engineering Fees	9,649	106,495	51,038	125,000	125,000	0.0%
Connection Fees	30,193	65,503	32,974	82,000	82,000	0.0%
Inspection	85,985	134,621	72,314	85,000	85,000	0.0%
Delinquent/Turn-on Fees	9,650	63,080	57,617	60,000	60,000	0.0%
Grant Revenue	-	-	-	-	100,000	N/A
Conservation Grant	40,566	50,418	65,000	51,000	68,500	34.3%
Total Operating Revenue	33,744,314	35,493,650	40,901,593	42,125,000	46,138,500	9.5%
Property Tax Revenue:						
Property Tax	3,411,403	5,192,057	5,219,017	5,023,740	5,892,000	17.3%
Motor Vehicle	218,994	282,862	304,793	225,000	285,000	26.7%
Personal Property	322,712	427,223	395,920	395,920	430,000	8.6%
Delinquent Tax/Interest	64,410	54,613	80,000	80,000	70,000	-12.5%
Tax Increment for RDA	165,357	191,132	170,000	170,000	191,000	12.4%
Total Property Tax Revenue	4,182,876	6,147,887	6,169,730	5,894,660	6,868,000	16.5%
Non-Operating Revenue:						
Impact Fees - Water	570,987	1,268,268	635,246	500,000	500,000	0.0%
Impact Fees - Sewer	301,911	715,661	204,380	275,000	275,000	0.0%
Interest	170,221	416,422	1,050,000	200,000	600,000	200.0%
Sale of Surplus Equipment	21,967	206,959	120,000	120,000	55,000	-54.2%
Other	115,294	124,424	125,000	125,000	125,000	0.0%
Total Non-Operating Revenue	1,180,380	2,731,734	2,134,626	1,220,000	1,555,000	27.5%
Total Revenues	\$ 39,107,570	\$ 44,373,271	\$ 49,205,949	\$ 49,239,660	\$ 54,561,500	10.8%



EXPENSES

	Actual 2021	Actual 2022	Projected 2023 <i>as of 9/7/2023</i>	Budget 2023	Tentative Budget 2024	% Change
OPERATING EXPENSES						
Payroll Wages:						
Salaries & Wages	\$ 4,741,656	\$ 5,317,553	\$ 5,539,105	\$ 5,599,352	\$ 5,886,906	5.1%
Overtime Wages	95,079	103,475	137,331	98,000	126,249	28.8%
On-Call Pay	70,166	69,424	110,128	70,000	105,000	50.0%
Incentive Pay	12,440	11,664	6,000	6,000	-	-100.0%
Vehicle Allowance	6,314	7,220	7,200	7,200	7,200	0.0%
Clothing Allowance	17,659	-	19,800	21,175	20,350	-3.9%
Other/OPEB	20,625	19,800	14,000	14,000	433,000	2992.9%
<i>Total Payroll Wages</i>	<u>4,963,939</u>	<u>5,529,136</u>	<u>5,833,564</u>	<u>5,815,727</u>	<u>6,578,705</u>	<u>13.1%</u>
Payroll Benefits:						
State Retirement Plan	846,538	923,662	949,437	988,579	1,010,281	2.2%
401(k) Plan	570,079	599,358	654,429	645,031	571,251	-11.4%
Health/Dental Insurance	1,310,218	1,661,911	1,733,516	1,900,296	2,148,538	13.1%
Medicare	70,280	76,985	80,809	82,508	87,190	5.7%
Workers Compensation Ins	30,003	23,900	26,130	30,000	40,000	33.3%
Life/LTD/LTC Insurance	91,766	43,959	48,596	51,300	51,800	1.0%
State Unemployment	-	1,699	15,000	5,000	5,000	0.0%
<i>Total Payroll Benefits</i>	<u>2,918,884</u>	<u>3,331,474</u>	<u>3,507,917</u>	<u>3,702,714</u>	<u>3,914,060</u>	<u>5.7%</u>
Operations & Maintenance:						
Repair & Replacement	1,122,984	762,709	1,091,163	1,329,175	1,464,075	10.1%
Building & Grounds	63,780	62,736	109,481	142,550	183,550	28.8%
Vehicles Fuel	210,579	334,900	124,295	226,600	191,600	-15.4%
Vehicle Lease	15,883	119,438	88,000	88,000	50,500	-42.6%
Tools & Supplies	86,221	84,139	62,115	89,400	103,050	15.3%
Water Purchases	9,773,599	10,805,123	10,683,593	10,997,903	11,437,138	4.0%
Treatment Chemicals	40,011	14,918	39,792	40,500	32,000	-21.0%
Water Lab Testing Fees	20,021	68,041	56,500	56,500	72,500	28.3%
Utilities	806,044	630,954	745,571	923,900	852,600	-7.7%
<i>Total O&M</i>	<u>12,139,122</u>	<u>12,882,958</u>	<u>13,000,510</u>	<u>13,894,528</u>	<u>14,387,013</u>	<u>3.5%</u>
CVWRF:						
Facility Operations	4,798,089	4,939,102	5,854,349	5,882,792	6,410,686	9.0%
Project Betterments	1,790,400	1,660,407	985,104	1,742,196	1,947,838	11.8%
Pretreatment Field	346,901	291,554	313,534	343,127	331,699	-3.3%
Laboratory	258,745	255,444	306,206	290,957	344,578	18.4%
CVW Debt Service	3,925,301	5,591,812	5,935,317	6,008,764	7,486,235	24.6%
<i>Total CVWRF</i>	<u>\$ 11,119,436</u>	<u>\$ 12,738,319</u>	<u>\$ 13,394,510</u>	<u>\$ 14,267,836</u>	<u>\$ 16,521,036</u>	<u>15.8%</u>



EXPENSES

	Actual 2021	Actual 2022	Projected 2023 as of 9/7/2023	Budget 2023	Tentative Budget 2024	% Change
General & Administrative:						
Office Supplies/Printing	\$ 12,841	\$ 14,789	\$ 17,897	\$ 24,470	\$ 19,700	-19.5%
Postage & Mailing	157,970	156,045	158,792	167,500	172,450	3.0%
General Administrative	63,411	54,783	82,496	66,982	74,672	11.5%
General Administrative - Elections	-	-	-	75,000	-	-100.0%
General Administrative - TNT	13,013	-	4,000	15,000	15,000	0.0%
Computer Supplies/Equipment	409,240	407,765	435,000	464,271	515,735	11.1%
General Insurance	294,192	295,846	350,506	480,273	492,637	2.6%
Admin Utilities	77,778	92,931	96,552	87,288	91,500	4.8%
Telephone	126,597	118,856	128,177	134,300	152,500	13.6%
Training & Education	48,161	95,733	100,243	100,700	103,750	3.0%
Safety	42,227	52,795	61,630	68,025	72,525	6.6%
Legal fees	43,255	37,194	30,371	48,000	48,000	0.0%
Auditing Fees	12,000	12,000	12,000	12,000	12,000	0.0%
Professional Consulting	248,305	346,600	122,977	179,296	131,760	-26.5%
Public Relations/Conservation	88,686	85,382	87,500	87,500	92,500	5.7%
Banking & Bonding	357,162	367,905	382,422	353,580	381,060	7.8%
Payments to Other Gov't Agencies	-	145,260	123,011	155,000	132,000	-14.8%
Administrative Contingency	-	-	-	180,000	180,000	0.0%
<i>Total General Administrative</i>	<u>1,994,838</u>	<u>2,283,884</u>	<u>2,193,574</u>	<u>2,699,185</u>	<u>2,687,789</u>	<u>-0.4%</u>
Total Operating Expenses	33,136,219	36,765,771	37,930,075	40,379,990	44,088,603	9.2%
Net Operating Revenues	\$ 5,971,351	\$ 7,607,500	\$ 11,275,874	\$ 8,859,670	\$ 10,472,897	18.2%
Indirect Operating Expenses:						
Depreciation	\$ 8,010,624	\$ 7,903,638	\$ 8,100,000	\$ 8,500,000	\$ 8,500,000	0.0%
RDA Pass-Through	165,357	191,132	170,000	170,000	191,000	12.4%
<i>Total Indirect Operating Expense</i>	<u>\$ 8,175,981</u>	<u>\$ 8,094,770</u>	<u>\$ 8,270,000</u>	<u>\$ 8,670,000</u>	<u>\$ 8,691,000</u>	<u>0.2%</u>
Equipment Purchases:						
New Vehicles & Equipment	599,810	686,432	1,498,150	1,498,150	496,000	-66.9%
<i>Total Equipment</i>	<u>599,810</u>	<u>686,432</u>	<u>1,498,150</u>	<u>1,498,150</u>	<u>496,000</u>	<u>-66.9%</u>
Debt Service:						
Bond Interest/Issue Costs	151,085	163,509	997,847	1,725,538	1,391,515	-19.4%
Bond Princ Pmt - 2021 DEQ	295,000	321,000	323,000	323,000	326,000	0.9%
Bond Princ Pmt - 2019 SRF	532,000	753,000	886,000	886,000	996,000	12.4%
Bond Princ Pmt - 2023A	-	-	-	-	-	N/A
Bond Princ Pmt - 2023B	-	-	-	-	790,000	N/A
<i>Total Debt Service</i>	<u>978,085</u>	<u>1,237,509</u>	<u>2,206,847</u>	<u>2,934,538</u>	<u>3,503,515</u>	<u>19.4%</u>
Total Equipment & Debt Service	1,577,895	1,923,941	3,704,997	4,432,688	3,999,515	-9.8%
Net Revenues Incl Depreciation	\$ (3,782,525)	\$ (2,411,211)	\$ (699,123)	\$ (4,243,018)	\$ (2,217,618)	-47.7%
Add Back Depreciation	8,010,624	7,903,638	8,100,000	8,500,000	8,500,000	0.0%
Add Noncash OPEB Accrual	20,625	19,800	14,000	14,000	433,000	2992.9%
Net Revenues	\$ 4,248,724	\$ 5,512,227	\$ 7,414,877	\$ 4,270,982	\$ 6,715,382	57.2%



GRANGER-HUNTER
IMPROVEMENT DISTRICT

Capital Sources and Outlays Budget Summary

BUDGET SUMMARY

Funding Available at 12/31/2023
(as of 8/8/2023 estimation)

<u>Increases</u>	<u>Decreases</u>	<u>Balance</u>
<i>(estimated)</i>		\$ 18,770,000

Purchases

Carryover projects
Proposed New Projects for 2024

<i>(estimated)</i>	\$11,015,000
	<u>\$19,683,500</u>

Subtotal Purchases

\$30,698,500

Budgeted Revenue

BOR Funding
SRF Bonding 2023A
2023B Bonding (Estimated)
2023 Capital Savings (Estimated)

\$1,423,800
\$10,960,000
\$12,507,200
<u>\$3,008,632</u>

Subtotal Revenue

\$27,899,632


Ending Funding Balance 2024

\$ 15,971,132

(Positive # represents funds accumulated for planned future capital projects.)



2024 STRATEGIC PLAN INITIATIVE UPDATE



APPENDIX A
Strategic Plan 2024



2021 - 2024 Strategic Initiatives Quarterly Objective Performance Report






3rd Quarter - July 1, 2023 to September 30, 2023










GRANGER-HUNTER
IMPROVEMENT DISTRICT










STATUS GUIDE

-  Objectives have been completed
-  Objective is on track to be completed by the original target date
-  Objective was delayed and is on-track to be completed by the revised target date
-  Objective is not on track
-  Object deleted or delayed by the District Board





1) Our Community - WATER QUALITY PROTOCOLS

No.	Initiative Description	Target Date	Revised Date	Status	Comments	Effective Utility Management*
1	Share information on water quality annually in 3 areas.	Dec-23			The 2022 CCCR (Consumer Confidence Report) has been made available on the website.	A, B, C, H
2	Prepare Standard Operating Procedure on large-scale water quality boil-water order.	Dec-23			In progress.	A, B, C, H
3	Implement targeted flushing program yearly.	Dec-23			Dead ends are scheduled for later this year.	A, B, C, H
4	Implement operations plan to minimize water quality events throughout the year.	Dec-23			In progress.	A, B, C, H, J
5	Obtain funding for future water treatment at Wells No. 16 and No. 18.	Dec-23			Received a Bureau of Reclamation WaterSMART Drought Resiliency Grant for \$5 M and \$2.5 M in Emerging Contaminants funding. Applied for Utah Water Funding.	A, B, C, H
6	Complete construction of RGWTP (Wells No. 1, 12, & 17)	Oct-23			Construction substantially complete.	A, B, C, H
7	Develop operations and maintenance plan to best manage TSS and BOD concentrations.	Jul-23	Nov-23		Draft outline developed.	A, B, C, H









2) Our Community - DISTRICT COMMUNITY AMBASSADORS PROGRAM

No.	Initiative Description	Target Date	Revised Date	Status	Comments	Effective Utility Management*
1	Review and update internal/external stakeholders and scope of Ambassador Training Program.	Sep-23			On track.	C, D, E, I
2	Annual meeting held with internal and external stakeholders to review and update engagement points and community needs.	Sep-23			On track.	C, D, E, I
3	Review, update and implement customer satisfaction measures based on internal/external feedback (responsiveness rate, categorizing complaint calls).	Sep-23			On track.	C, D, E, I
4	Annual review and update of protocols and trainings.	Sep-23			On track.	C, D, E, I
5	Annual review and update of Training Plan.	Nov-23			On track.	C, D, E, I
6	Annual review and update of employee satisfaction survey.	Sep-23			Development in progress	C, D, E, I
7	Annual review and update with program adjustments based on findings and KPI data.	Dec-23			On track.	C, D, E, I




3) Our Community - DISTRICT HISTORICAL PLACEMAKING EFFORTS

No.	Initiative Description	Target Date	Revised Date	Status	Comments	Effective Utility Management*
1	Continue to communicate initiative with staff and conduct meetings per plan (meet quarterly).	Quarterly			In progress. The Committee consists of 4 staff from the WVC area. Committee meets informally at least monthly.	C, E, I
2	Post placemaking efforts on website and social media.	Annually			On-track.	C, E, I
3	Develop ideas and protocol for implementing placemaking.	Annually			2023 events to participate in: West Fest, WVC parade, National Night Out, SpringFest, and Valentine's Day Rocky Mountain Care Center fundraiser/care package delivery.	C, E, I
4	Create criteria and topics for posting articles in WVC journal regarding water related issues/opportunities.	Semi-Annual			On-track.	C, E, I






4) Our Team - TOTAL COMPENSATION PACKAGE FRAMEWORK

No.	Initiative Description	Target Date	Revised Date	Status	Comments	Effective Utility Management*
1	Perform annual review of compensation philosophy and strategy.	Dec-23			On track.	D, G
2	Validate District compensation philosophy with annual market study (KPI report).	Jul-23			External analysis complete. Internal equity analysis in process	D, G
3	Annual review and compilation of data for total compensation profiles (Stay/Exit Interview Comparison).	Sep-23			Complete	D, G
4	Annual review and update of educational materials created (local comparison data).	Dec-23			On track.	D, G
5	Annual review and update of Leader Training on Statements (including performance management system).	Dec-23			On track.	D, G
6	Annual rollout, update and delivery of total compensation statements for each employee.	Dec-23			On track.	D, G
7	Update and compile local averages for each position.	Sep-23			Complete	D, G
8	Review and update candidate statements for potential hires	Dec-23			On track.	D, G








5) Our Team - IMPROVEMENT DISTRICT COALITION AND MUTUAL AID



No.	Initiative Description	Target Date	Revised Date	Status	Comments	Effective Utility Management*
1	Determine best locations for water system emergency interconnects.	Jul-22	Dec-24		Have discussed new interconnect with Magna, moving to 2024.	B, E, G, I, J
2	Develop Interlocal Agreements with TBID and Kearns ID for shared utility service. Also working with Magna to develop interlocal.	Dec-22	Jan-24		Magna Agreement update is in progress. Looking to have fully implemented by Jan 2024. Starting in January will help with the billing transition.	F, I
3	Continue to annually explore opportunities to participate in advocacy coalitions, such as those hosted by AWWA, WEF, APWA, and ChamberWest.	Dec-23			Staff are involved with AWWA IMS and ChamberWest Legislative Committee.	B, E, I, J

6) Our Team - EMPLOYEE ADVISORY BOARD






No.	Initiative Description	Target Date	Revised Date	Status	Comments	Effective Utility Management*
1	Annual review of Employee Advisory Board Structure.	Sep-23			Complete	B, D
2	Annual review and update of needed resources and create educational materials.	Sep-23			Complete	B, D
3	Continue solicitation of staff volunteers to serve on the committee.	Dec-23			New committee members have been selected from each department.	B, D
4	Continue appointment of EAB per plan and announce updates to all employees.	Dec-23			Changes made, announcements forthcoming.	B, D
5	Review and update scope, operational standards, and formalize meetings.	Sep-23	Dec-23		Review in process, proposed changes will be discussed in November meeting.	B, D

7) Our Team - WATER LOSS TASK FORCE




No.	Initiative Description	Target Date	Revised Date	Status	Comments	Effective Utility Management*
1	Implementation of Metering Compliance Plan with specific data collection and billing procedures. Complete annual update.	Dec-23			On-track.	B, F, H, I, J
2	Implementation of Meter Maintenance Plan that includes routine calibration processes and meter replacements.	Dec-23			On-track.	B, F, H, I, J
3	Track four-year span of water loss rate metrics and key performance indicators with annual targets.	Dec-23			On-track.	B, F, H, I, J
4	Implement Leakage Mitigation Plan.	Dec-23			On-track.	B, F, H, I, J
5	Establish System Pressure Management Plan including analysis, cost assessments, recommendations, and implementation.	Nov-23			Additional operational data required from advanced metering infrastructure (AMI) entity is anticipated to support this initiative.	B, F, H, I, J
6	Implementation of Unauthorized Connections Identification Plan.	Dec-23			On-track.	B, F, H, I, J
7	Annual implementation of Water Loss Task Force Plan with focus on Company wide collaboration, accuracy, correction, continual evaluation of methods for reduction, minimization and tracking.	Dec-23			On-track.	B, F, H, I, J

8	Annual implementation of District Water Loss Legislation Management Plan.	Dec-23			On-track.	B, F, H, I, J
9	Develop Inflow & Infiltration Management Plan.	Nov-23			Draft outline developed. Data collection underway.	B, F, H, I, J

8) Our Operations - WATER STORAGE AND TANK FARM INTEGRATION




No.	Initiative Description	Target Date	Revised Date	Status	Comments	Effective Utility Management*
1	Purchase east 5 MG reservoir from JVVCD.	Mar-21	Oct-22		Purchase is complete.	B, H, J
2	Complete construction of Pump Station/Piping Improvements at Tank Farm site at 4800 W. 4500 S.	Dec-22	May-24		Approximately 50% complete.	B, H, J
3	Monitor for opportunities to construct additional Zone 4 pipelines to accommodate additional storage at Tank Farm.	Dec-23			Ongoing. Next section on 4800 West from 4100 South to 3500 South.	B, H, J
4	Adapt system operation based on supply and demand in a way to minimize peak day and peak hour factors, and fully utilize JVVCD contract.	Dec-23			Wells were run last weeks of July, beginning of August. Analyzing remainder of year for JVVCD contract now.	B, H, J
5	Obtain a parcel for construction of the new 3 MG Zone 1 Reservoir near 4700 South and 6400 West.	Jun-22	23-Oct		Approved and contract being finalized.	B, H, J

9) Our Team - SAFETY AND EMERGENCY PLANNING UPDATES

No.	Initiative Description	Target Date	Revised Date	Status	Comments	Effective Utility Management*
1	Perform Annual Emergency Response and Safety Plan assessments, modifications, and updates.	Dec-23			On track.	B, D, G, I
2	Conduct Annual Facility Assessments with Workplace Protocol updates for prevention of the spread of infectious disease.	Dec-23			On track.	B, D, G, I
3	Annual Update of Safety and Emergency Response Plans with focus on training and proper inventory supplies.	Dec-23			On track.	B, D, G, I

4	Maintain a recordable incident rate of 3.0 or less.	Dec-23			Incident rate currently at 3.8	B, D, G, I
---	---	--------	--	---	--------------------------------	------------


10) Our Operations - TEN-YEAR CAPITAL IMPROVEMENTS AND FINANCIAL PLAN

No.	Initiative Description	Target Date	Revised Date	Status	Comments	Effective Utility Management*
1	Annual update of Master Plans for both Water and Wastewater Systems.	Dec-23			Update for 2023 complete.	B, E, F, H
2	Annual update of 10-year Financial Plan to determine annual revenue requirements.	Dec-23			Update for 2023 complete.	B, E, F, H
3	Annual update of 10-year Capital Improvement and Infrastructure Maintenance Plan.	Dec-23			Update for 2023 complete.	B, E, F, H

Ten Attributes Key:

EFFECTIVE UTILITY MANAGEMENT (EUM)*

No.	Initiative Description	
1	Product Quality	A
2	Operational Optimization	B
3	Customer Satisfaction	C
4	Employee and Leadership Development	D
5	Stakeholder Understanding and Support	E
6	Financial Viability	F
7	Enterprise Resiliency	G
8	Infrastructure Strategy and Performance	H
9	Community Sustainability	I
10	Water Resource Sustainability	J



2021 - 2024 Strategic Initiatives Quarterly Key Performance Indicators






3rd Quarter - July 1, 2023 to September 30, 2023












GRANGER-HUNTER
IMPROVEMENT DISTRICT






STATUS GUIDE

-  Objectives have been completed
-  Objective is on track to be completed by the original target date
-  Objective was delayed and is on-track to be completed by the revised target date
-  Objective is not on track
-  Object deleted or delayed by the District Board




1) Our Community - WATER QUALITY PROTOCOLS				
No.	Indicator Description	Status	Comments	Effective Utility Management*
1	Key Performance Indicator - 1 Maintain average source iron levels below recommended limit - 0.1 mg/L.		Samples have been taken, awaiting test results.	A, B, C, E, H
2	Key Performance Indicator - 2 Begin to reduce average source manganese levels to below recommended limit - 0.03 mg/L by 2024.		Samples have been taken, awaiting test results.	A, B, C, E, H
3	Key Performance Indicator - 3 Begin to reduce average source ammonia levels to below recommended limit - 0.2 mg-N/L by 2024.		Samples have been taken, awaiting test results.	A, B, C, E, H
4	Key Performance Indicator - 4 Reduce water quality complaints to below 350 per year by 2024.		93 complaints in 2023 to-date.	A, B, C, E, H
5	Key Performance Indicator - 5 Share water quality information three times per year in different areas (social media, website, mailers).		In progress.	A, B, C, E, H
6	Key Performance Indicator - 6 Maintain TSS and BOD rolling 12-month averages below 275 mg/l and 225 mg/l respectively with a combined total of 500 mg/l.		On track.	A, B, C, E, H

2) Our Community - DISTRICT COMMUNITY AMBASSADORS PROGRAM				
No.	Indicator Description	Status	Comments	Effective Utility Management*
1	Key Performance Indicator - 1 Quantify the complaint rates of customer service vs core utility service complaints. Initially using available data to benchmark then looking at progression of data over the course of the program.		Historically not tracked internally - will be working with new supervisor to implement and research metric for 2023	C, D, E, I
2	Key Performance Indicator - 2 Quantify employee satisfaction based on survey data regarding employment, interaction with the public, policy and procedures, etc.		Utilizing engagement survey data on overall org satisfaction, year over year. 2023 Engagement Survey in development	C, D, E, I
3	Key Performance Indicator - 3 Yes/No - Do we identify stakeholders, conduct outreach, and actively consider input and ongoing improvements to the program?		On track for 2023.	C, D, E, I




3) Our Community - DISTRICT HISTORICAL PLACEMAKING EFFORTS

No.	Indicator Description	Status	Comments	Effective Utility Management*
1	Key Performance Indicator - 1 Two to three ideas per year from committee involving GHID in community placemaking.		The committee has followed through on ideas presented: West Fest, WVC parade, WVC National Night Out, Spring Fest, and Fundraiser/care packages. Building "A" commemoration still outstanding.	C, E, I
2	Key Performance Indicator - 2 Semi-annual placemaking articles posted on website.		On track for 2023.	C, E, I
3	Key Performance Indicator - 3 Semi-annual articles/postings on social media and/or West Valley City journal.		On track for 2023.	C, E, I


4) Our Team - TOTAL COMPENSATION PACKAGE FRAMEWORK

No.	Initiative Description	Status	Comments	Effective Utility Management*
1	Key Performance Indicator - 1 Evaluate salary competitiveness relative to market rate on an annual basis.		2023 Evaluation in progress - slated to be completed end of Q2	D, G
2	Key Performance Indicator - 2 Turnover rate comparison over time.		Continued decrease in turnover trends	D, G
3	Key Performance Indicator - 3 Stay and Exit Interview data comparison prior to and annually after rollout of framework.		Years 1 and 2 Complete.	D, G



5) Our Team - IMPROVEMENT DISTRICT COALITION AND MUTUAL AID


No.	Initiative Description	Status	Comments	Effective Utility Management*
1	Key Performance Indicator - 1 Hold bi-yearly meetings with neighboring 3 Improvement Districts.		On track.	B, D, E, I
2	Key Performance Indicator - 2 Maintain at least 1 emergency interconnect per water pressure zone (5 total).		Currently have three interconnects, 2 with Kearns and 1 with TBID. Looking for opportunity with Magna.	B, D, E, I
3	Key Performance Indicator - 3 Maintain updated Interlocal Agreements for shared utility service with 3 neighboring entities, verified or updated annually.		Updating Magna Water District Agreement.	B, D, E, I

6) Our Team - EMPLOYEE ADVISORY BOARD




No.	Indicator Description	Status	Comments	Effective Utility Management*
1	Key Performance Indicator - 1 Quantified employee satisfaction based on survey data regarding employment, interaction with the public, policy and procedures, etc.		On track.	B, D

7) Our Community - WATER LOSS TASK FORCE




No.	Indicator Description	Status	Comments	Effective Utility Management*
1	Key Performance Indicator - 1 Metering data collection and billing process compliance with established plan procedures and rate tracking of reporting safeguards.		On-track.	B, F, H, I, J
2	Key Performance Indicator - 2 100% Compliance with Meter Maintenance Plan, including routine calibration and unit output verification, routine adaptation and update to Plan, and implementation.		On-track.	B, F, H, I, J
3	Key Performance Indicator - 3 Complete annual analysis and update of target metrics identified in the Four-Year Target Metric Plan including water loss rate with supporting benchmarks and performance indicators.		On-track.	B, F, H, I, J
4	Key Performance Indicator - 4 Perform routine leak detection analysis of entire system on established completion interval with update of Mitigation Plan.		2023 Leak Detection Project completed.	B, F, H, I, J
5	Key Performance Indicator - 5 Conduct routine system pressure management analysis, review, and recommendation development in line with established plan.		On-track.	B, F, H, I, J
6	Key Performance Indicator - 6 Conduct 100% of annual unauthorized connections assessments as outlined and in accordance to the Identification Plan.		On-track.	B, F, H, I, J
7	Key Performance Indicator - 7 Conduct and implement 100% of Water Loss Task Force Outline and Plan established annual tasks.		On-track.	B, F, H, I, J
8	Key Performance Indicator - 8 Perform Legislation Management activities in line with established plan and with focus on emerging issues to enhance legislative and community support for water loss based legislation each calendar year.		On-track.	B, F, H, I, J

9	Key Performance Indicator - 9 Perform and complete 2022 planned collection system lining project with data collection pre and post project.		On-track.	B, F, H, I, J
---	---	---	-----------	---------------





8) Our Operations - WATER STORAGE AND TANK FARM INTEGRATION

No.	Initiative Description	Status	Comments	Effective Utility Management*
1	Key Performance Indicator - 1 Ensure peak day factor remains below 3-year average (2.3).		2022: 2.07 2021: 2.01	B, F, H, G
2	Key Performance Indicator - 2 Ensure peak hour factor remains below 3-year average (3.4).		2022: 2.72 2021: 2.8	B, F, H, G
3	Key Performance Indicator - 3 Utilize 105% or less of the JWCD Contract Annually.		Used 14,820 ac-ft so far in 2023.	B, F, H, G

9) Our Team - SAFETY AND EMERGENCY PLANNING UPDATES

No.	Initiative Description	Status	Comments	Effective Utility Management*
1	Key Performance Indicator - 1 Maintain a recordable incident rate of 3.0 or less.		Recordable incident rate at 3.8	B, D, G, I
2	Key Performance Indicator - 2 Maintain a preventable vehicle incident rate of 5.0 or less.		On-track.	B, D, G, I
3	Key Performance Indicator - 3 Annual update of Safety and Emergency Plans compliance.		On-track.	B, D, G, I

10) Our Operations - 10-YEAR CAPITAL IMPROVEMENT AND FINANCIAL PLAN

No.	Initiative Description	Status	Comments	Effective Utility Management*
1	Key Performance Indicator - 1 Annually update the 10-year Financial Plan.		Complete for 2023.	F, G, H
2	Key Performance Indicator - 2 Annually update the 10-year Capital Improvement/Infrastructure Management Plan.		Complete for 2023.	F, G, H
3	Key Performance Indicator - 3 Evaluate net revenues required to adequately fund capital improvements and future bond issuances.		Complete for 2023.	F, G, H
4	Key Performance Indicator - 4 Evaluate debt to equity ratio.		Currently 0.08.	F, G, H

Ten Attributes Key:

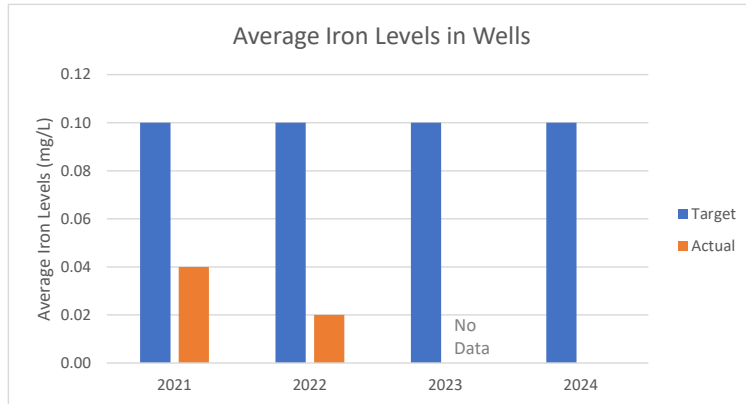
EFFECTIVE UTILITY MANAGEMENT (EUM)*

No.	Initiative Description	
1	Product Quality	A
2	Operational Optimization	B
3	Customer Satisfaction	C
4	Employee and Leadership Development	D
5	Stakeholder Understanding and Support	E
6	Financial Viability	F
7	Enterprise Resiliency	G
8	Infrastructure Strategy and Performance	H
9	Community Sustainability	I
10	Water Resource Sustainability	J

1) Our Community - WATER QUALITY PROTOCOLS

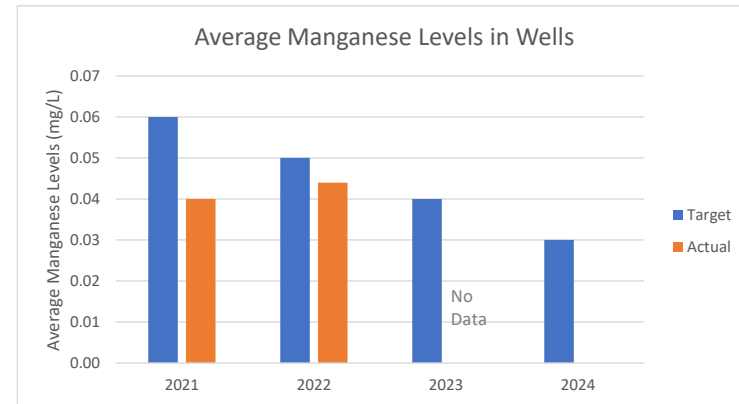
Key Performance Indicator - 1

Maintain average source iron levels below recommended limit - 0.1 mg/L.



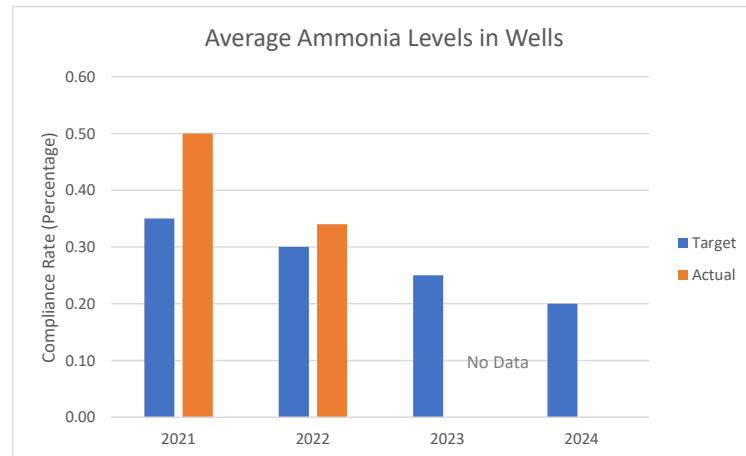
Key Performance Indicator - 2

Reduce average source manganese levels to below recommended limit - 0.015 mg/L.



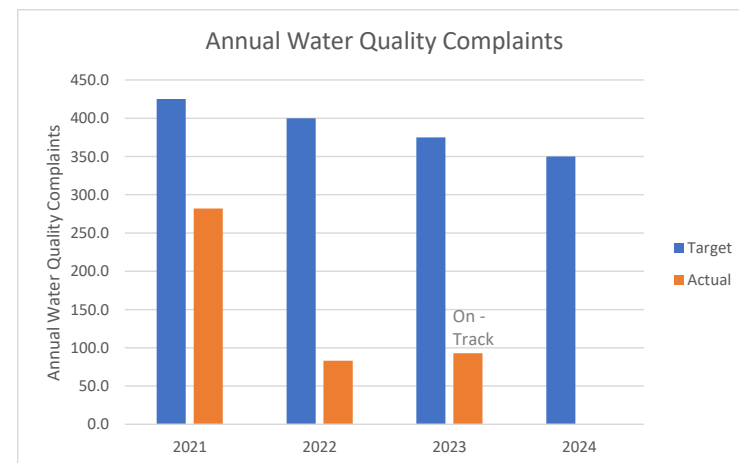
Key Performance Indicator - 3

Reduce average source ammonia levels to below recommended limit - 0.02 mg-N/L.



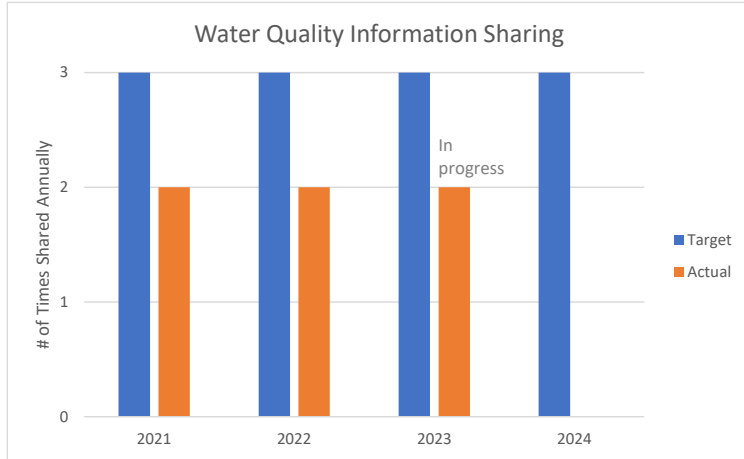
Key Performance Indicator - 4

Reduce water quality complaints to below 350 per year.



Key Performance Indicator - 5

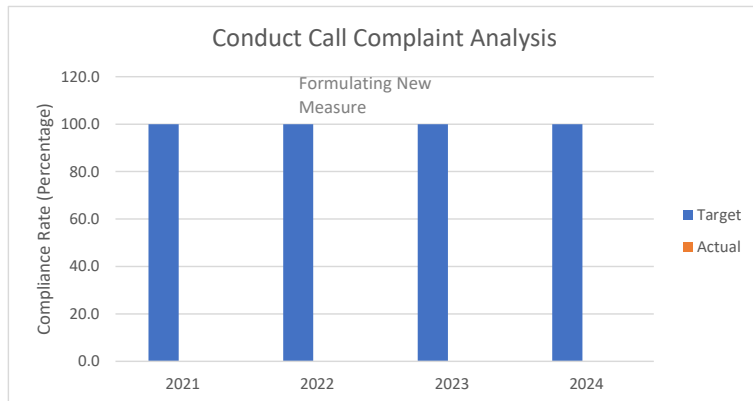
Share water quality information three times per year in different areas (social media, website, mailers).



2) Our Community - DISTRICT COMMUNITY AMBASSADORS PROGRAM

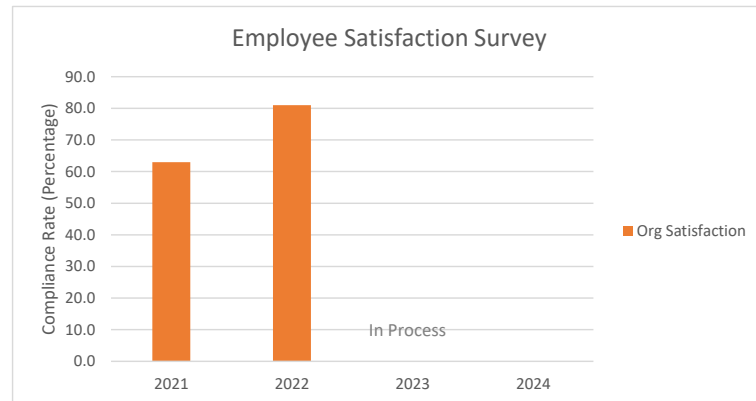
Key Performance Indicator - 1

Quantify the complaint rates of customer service vs core utility service complaints. Initially using available data to benchmark then looking at progression of data over the course of the program.



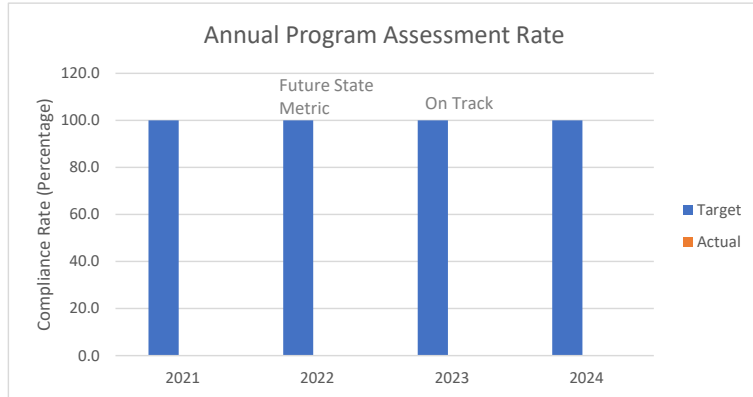
Key Performance Indicator - 2

Quantify employee satisfaction based on survey data regarding employment, interaction with the public, policy and procedures, etc.



Key Performance Indicator - 3

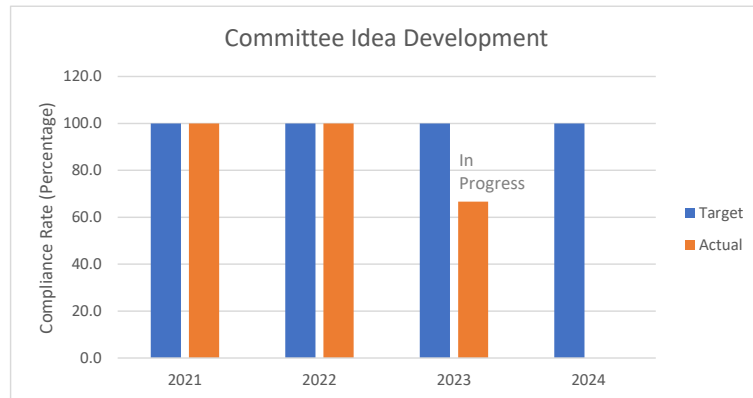
Annually identify stakeholders, conduct outreach, and actively consider input and ongoing improvements to the program.



3) Our Community - DISTRICT HISTORICAL PLACEMAKING EFFORTS

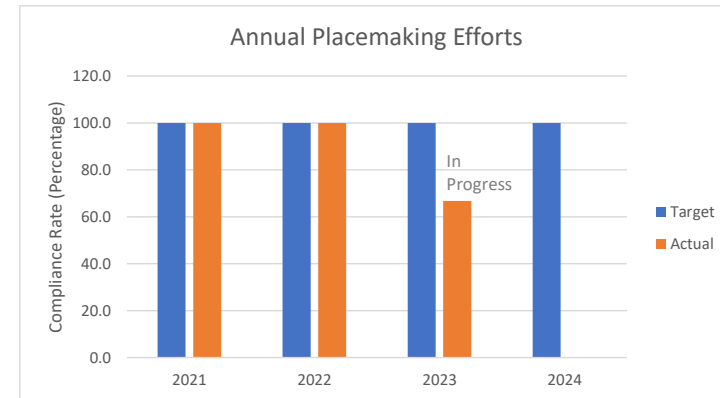
Key Performance Indicator - 1

Two to three ideas per year from committee involving GHID in community placemaking.



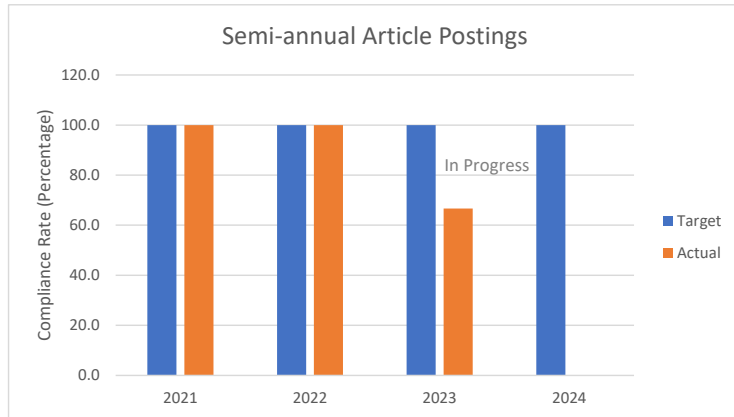
Key Performance Indicator - 2

Annual placemaking efforts posted on website and social media.



Key Performance Indicator - 3

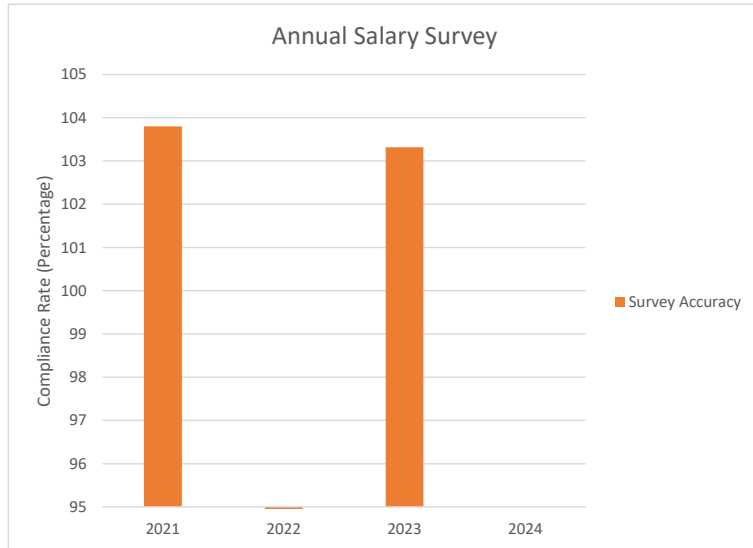
Semi-annual articles/postings on social media and/or West Valley City journal.



4) Our Community - TOTAL COMPENSATION FRAMEWORK

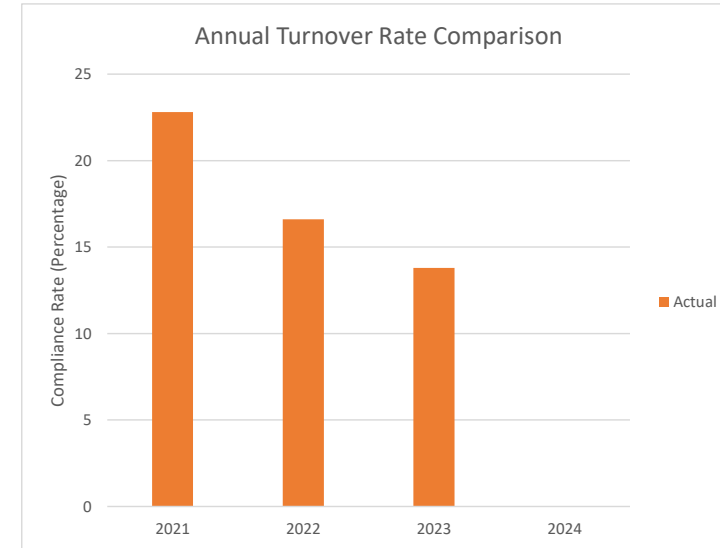
Key Performance Indicator - 1

Evaluate salary competitiveness relative to market rate on an annual basis.
Goal to be 100% of market



Key Performance Indicator - 2

Turnover rate comparison year over year



Key Performance Indicator - 3

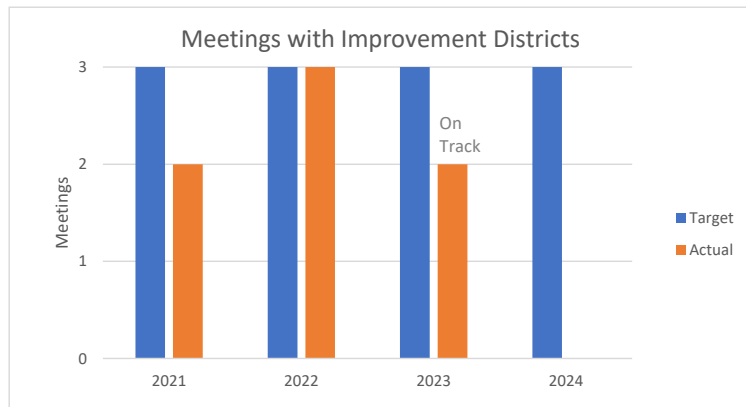
Stay and Exit Interview data comparison prior to and annually after rollout of framework.



5) Our Team - IMPROVEMENT DISTRICT COALITION AND MUTUAL AID

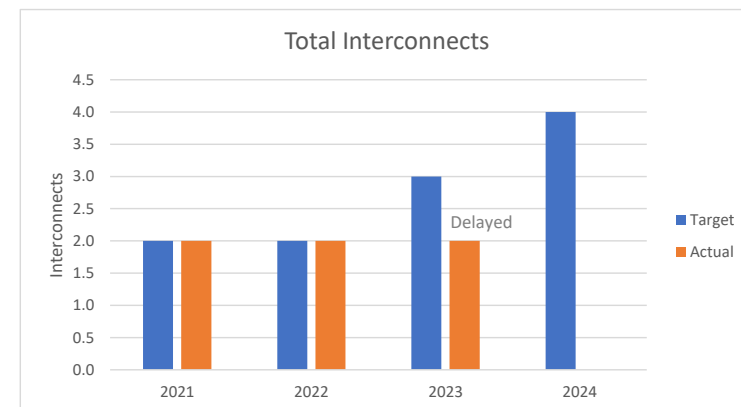
Key Performance Indicator - 1

Hold bi-yearly meetings with neighboring 3 Improvement Districts.



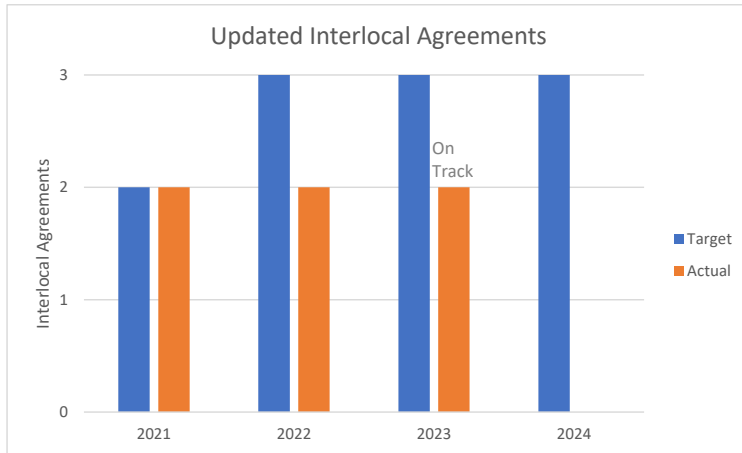
Key Performance Indicator - 2

Maintain at least 1 emergency interconnect per water pressure zone (5 total).



Key Performance Indicator - 3

Maintain updated Interlocal Agreements with 3 neighboring entities.



6) Our Team - EMPLOYEE ADVISORY BOARD

Key Performance Indicator - 1

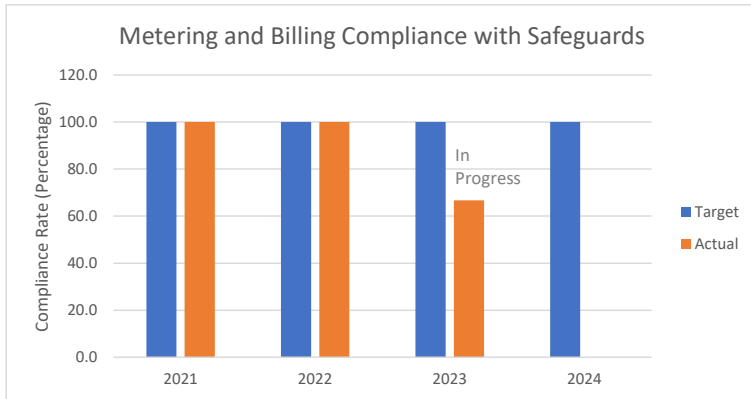
Quantified employee satisfaction based on survey data regarding employment, interaction with the public, policy and procedures ... etc. Survey Complete = 100%.



7) Our Community - WATER LOSS TASK FORCE

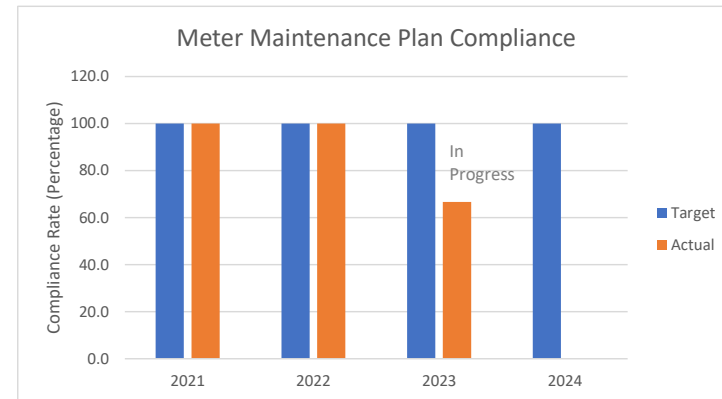
Key Performance Indicator - 1

Meter data collection and billing process compliance with established plan procedures and rate tracking of reporting safeguards.



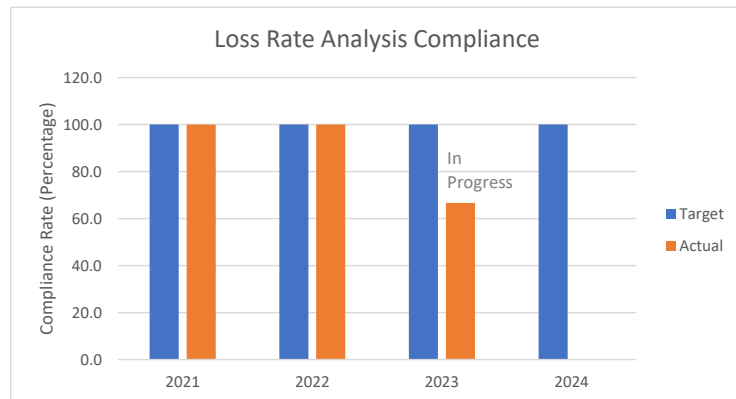
Key Performance Indicator - 2

100% Compliance with Meter Maintenance Plan, including routine calibration and unit output verification, routine adaptation and update to Plan, and implementation.



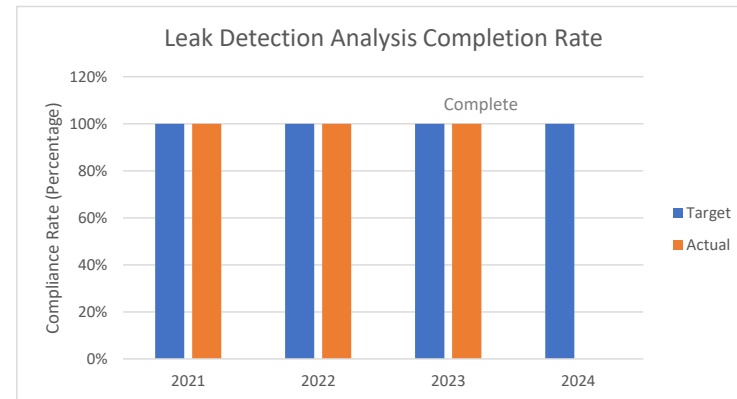
Key Performance Indicator - 3

Complete annual analysis and update of four-year target metrics identified in the Four-Year Target Metric Plan including water loss rate with supporting benchmarks and performance indicators.



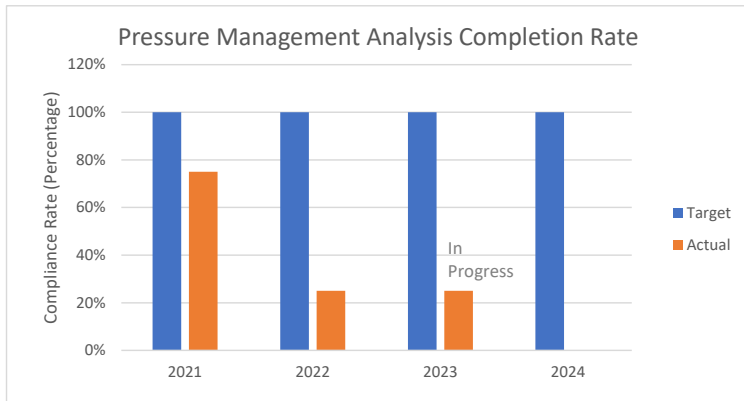
Key Performance Indicator - 4

Perform routine leak detection analysis of entire system on established completion interval with update of Mitigation Plan.



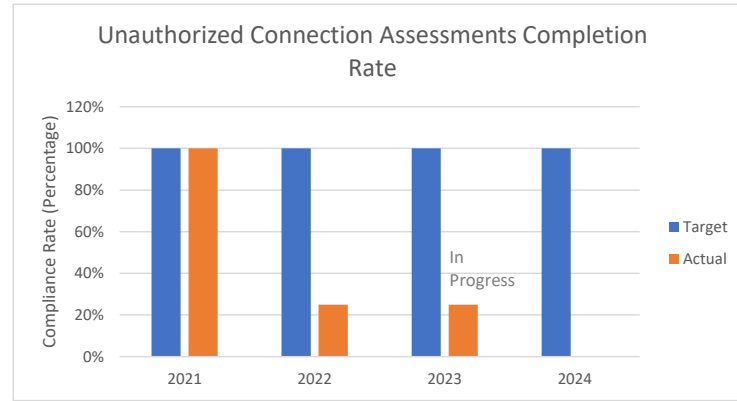
Key Performance Indicator - 5

Conduct routine system pressure management analysis, review, and recommendation development in line with established plan.



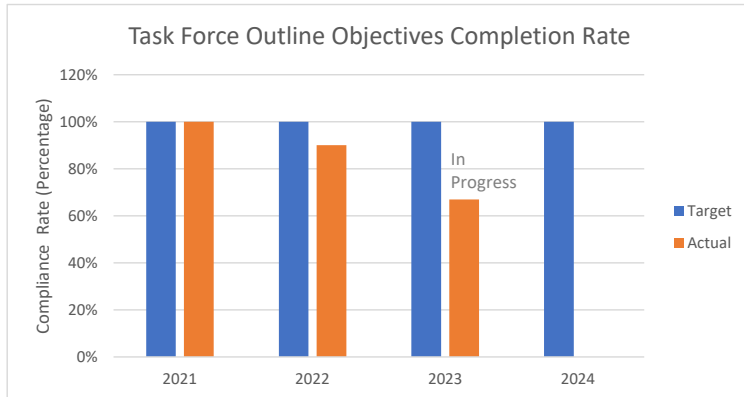
Key Performance Indicator - 6

Conduct 100% of annual unauthorized connections assessments as outlined and in accordance to the Identification Plan.



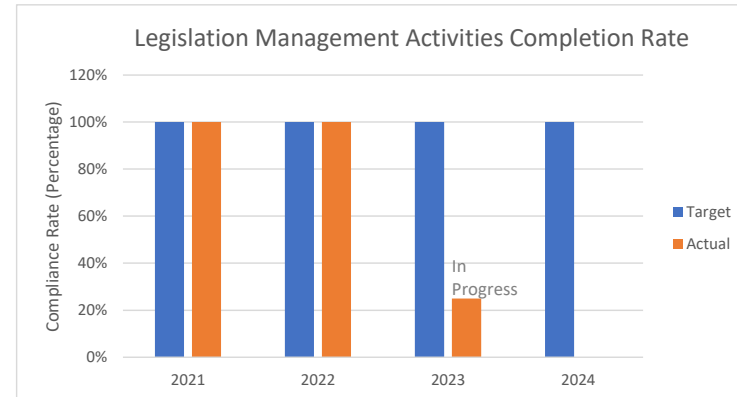
Key Performance Indicator - 7

Conduct and implement 100% of Water Loss Task Force Outline and Plan established annual tasks.



Key Performance Indicator - 8

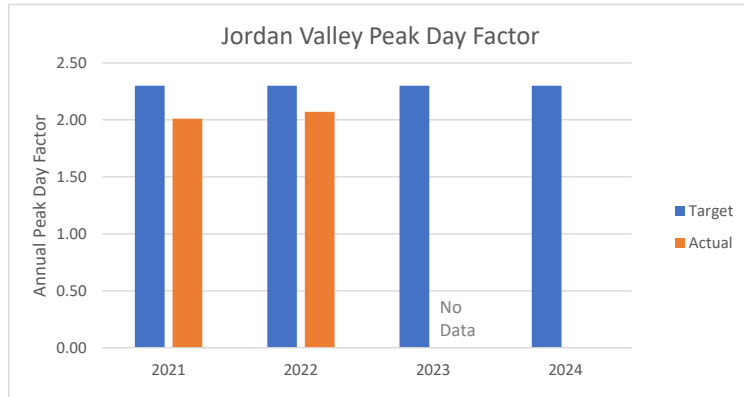
Perform Legislation Management activities in line with established plan and with focus on emerging issues to enhance legislative and community support for water loss based legislation each calendar year.



8) Our Operations - WATER STORAGE AND TANK FARM INTEGRATION

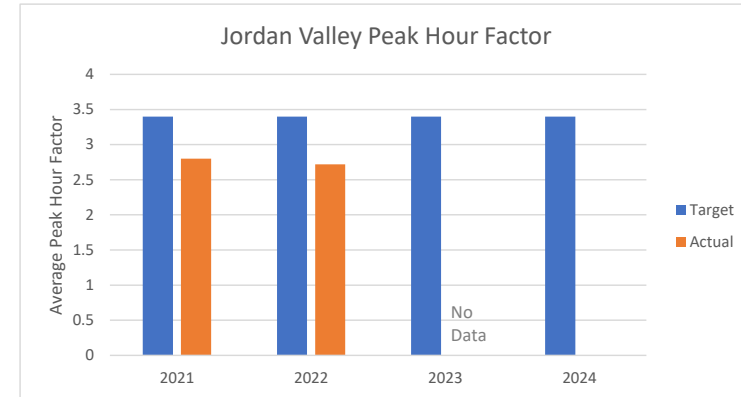
Key Performance Indicator - 1

Ensure peak day factor remains below 3-year average (2.3).



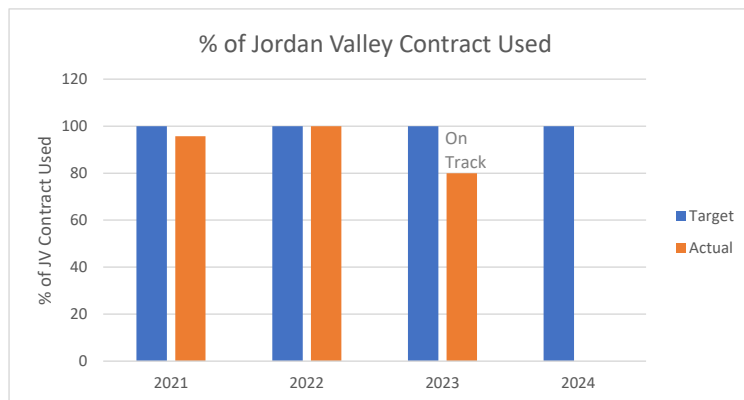
Key Performance Indicator - 2

Ensure peak hour factor remains below 3-year average (3.4).



Key Performance Indicator - 3

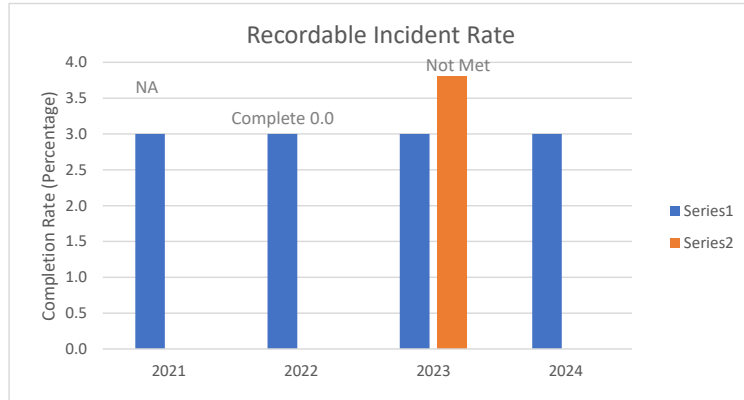
Utilize 105% or less of the JVWCD contract annually.



9) Our Team - SAFETY AND EMERGENCY PLANNING UPDATES

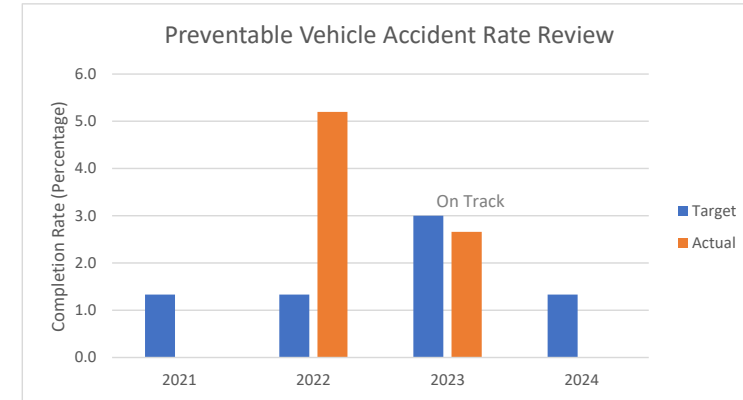
Key Performance Indicator - 1

Maintain a recordable incident rate of 3.0 or less.



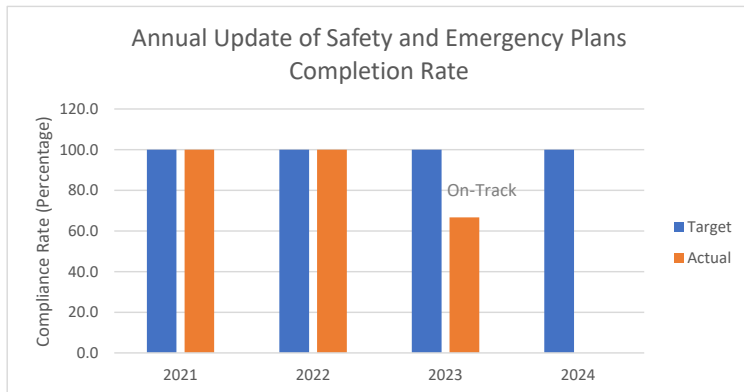
Key Performance Indicator - 2

Annual review of Preventable Vehicle Accident rate target.



Key Performance Indicator - 3

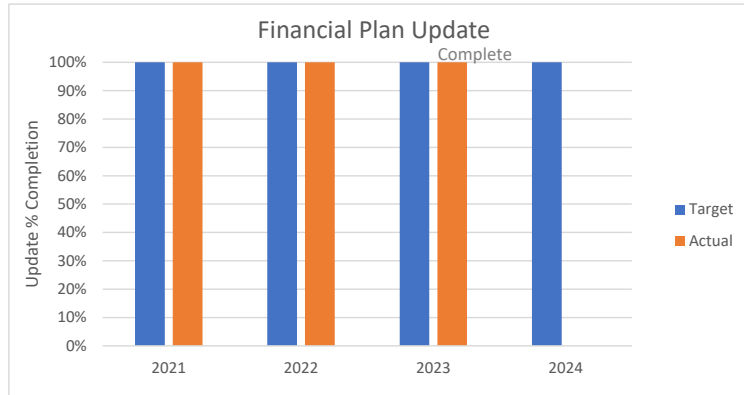
Annual update of Safety and Emergency Plans compliance.



10) Our Operations - TEN-YEAR CAPITAL IMPROVEMENTS AND FINANCIAL PLAN

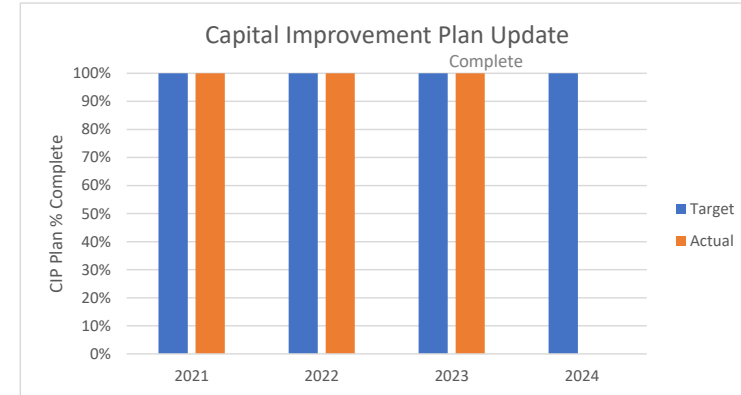
Key Performance Indicator - 1

Annually update the 10-year Financial Plan.



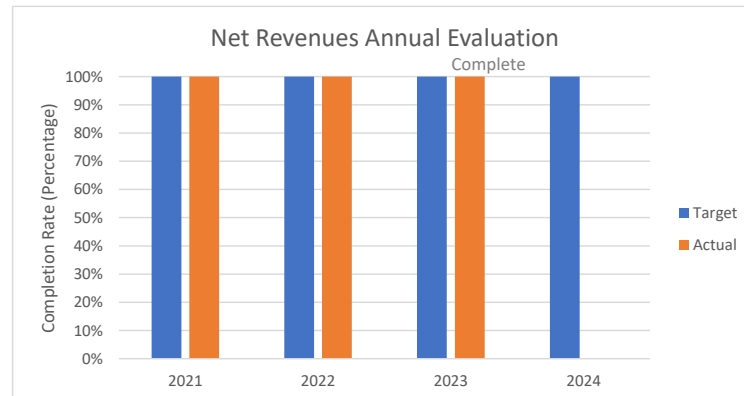
Key Performance Indicator - 2

Annually update the 10-year Capital Improvement/Infrastructure Maintenance Plan.



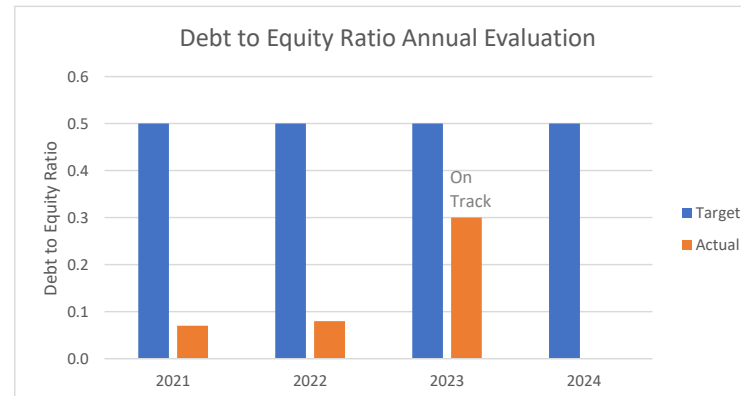
Key Performance Indicator - 3

Evaluate net revenues required to adequately fund capital improvements and future bond issuances.



Key Performance Indicator - 4

Evaluate debt to equity ratio.





OUR TEAM

- Employee Handbook Ch. 2 - Employment Update



GRANGER-HUNTER IMPROVEMENT DISTRICT



GRANGER-HUNTER
IMPROVEMENT DISTRICT

Employee Handbook

Revised ~~April~~ October 2023

CHAPTER 2 EMPLOYMENT

2.1 Equal Employment Opportunity

The District is dedicated to the principles of equal employment opportunity (“EEO”) for all applicants and employees in compliance with both state and federal laws. We prohibit unlawful discrimination against employees or applicants for employment on any prohibited basis, including race, color, sex, age over forty, religion, national origin, genetic information, military status, sexual orientation, gender identity, disability or any other status protected by applicable federal, state or local law.

2.2 Anti-Discrimination and Harassment Policy

The District strives to maintain a work environment free of discrimination and unlawful harassment. In doing so, the District prohibits unlawful harassment based on age 40 and over, race, sex, color, religion, national origin, disability, military status, genetic information, or any other status protected by applicable federal, state or local law. This policy applies to all employees, including managers, supervisors, co-workers and non-employees such as customers, clients, vendors, consultants or any others who conduct business with the District.

- A. Prohibited Conduct. Unlawful harassment includes verbal or physical conduct that has the purpose or effect of substantially interfering with an individual’s work performance or creating an intimidating, hostile, or offensive work environment. Actions based on an individual’s age 40 and over, race, sex, color, religion, national origin, disability, military status, genetic information, or any other applicable status protected by law will not be tolerated. Prohibited behavior may include but is not limited to the following:
1. Written form such as cartoons, emails, posters, drawings, or photographs
 2. Verbal conduct such as epithets, derogatory comments, slurs or jokes
 3. Physical conduct such as assault, or blocking an individual’s movements
- B. Reporting Procedure for Employees. If any employee believes that he or she has been subject to any such discrimination or harassment, the employee must notify the employee’s Director, an Assistant General Manager, the HR Manager or any other member of District Management with whom the employee feels comfortable.
- C. Reporting Procedure for Management. Any Director or member of management who has knowledge of any incident of harassment or discrimination prohibited by this policy is *required* to report such information to a member of the District’s Management.

- D. Action on Complaint. An employee who brings a complaint in good faith will not be adversely affected. The complaint will be properly investigated, and any remedial action that is necessary and appropriate will be taken. Any employee who brings forward a complaint, may not necessarily be notified of action taken.

2.3 Sexual Harassment Policy

The District strongly opposes sexual harassment and inappropriate sexual conduct. Sexual harassment is defined as unwelcome sexual advances, requests for sexual favors and other verbal or physical conduct of a sexual nature, when:

- Submission to such conduct is made explicitly or implicitly as a term or condition of employment
- Submission to or rejection of such conduct is used as the basis for decisions affecting an individual's employment
- Such conduct has the purpose of effecting or unreasonably interfering with an individual's work performance or creating an intimidating, hostile or offensive work environment

The harasser can be a co-worker or someone who is not an employee, such as a customer, vendor or visitor. The harasser and the victim may be a man or a woman and the victim does not have to be of the opposite gender. The victim does not need to be the person harassed but could be anyone affected by the offensive conduct.

- A. Prohibited Conduct. It is a violation of federal and state law to harass a person because of that person's gender. It is the policy and goal of the District that all employees have a right to work in an environment free from sexual harassment. The District will not tolerate or permit sexual harassment of its employees in any form, and such conduct may result in disciplinary action up to and including termination of employment.
- B. Examples of Sexual Harassment
1. Sexual harassment may take various forms and may be verbal, physical or visual. Sexual harassment may include repeated offensive sexual flirtations, advances or propositions, continual or repeated verbal abuse of a sexual nature, graphic verbal commentaries about individuals or individuals' bodies, degrading words or names, sexually suggestive displays, e-mails, pictures or objects in the workplace and other harassment of a sexual nature.
 2. A manager's, supervisor's, or co-worker's threat or insinuation, either explicitly or implicitly, that an employee's refusal to submit to sexual advances will adversely affect the employee's work environment or any conditions of employment may also be sexual harassment.

3. While these examples do not provide a complete list of what may be deemed to be sexual harassment under the law, the District hopes that any harassment will be avoided if all employees act professionally and treat each other with respect.

- C. Additional Prohibited Conduct. The District will not permit any conduct that interferes with an employee's work performance or creates an intimidating, hostile or offensive work environment.
- D. Reporting Procedure for Employees. Any employee who believes he or she has been the target of sexual harassment at work is encouraged to inform the offending person verbally or in writing that such conduct is unwelcome and offensive and must stop. If the employee does not wish to communicate directly with the offending person, or if such communication has been ineffective, the employee has other means to report allegations of sexual harassment and pursue a resolution. If any employee believes that he or she has been sexually harassed, the employee should notify any Division Supervisor, Division Manager, Director, HR Manager, an Assistant General Manager or any other member of District Management with whom the employee feels comfortable.
- E. Reporting Procedure for Management. Any Director or member of District Management who has knowledge of any incident of harassment prohibited by this policy is *required* to report such information to an Assistant General Manager or the General Manager.
- F. Action on Complaint. The District will promptly investigate a complaint of sexual harassment and take any remedial and/or disciplinary action that is necessary and appropriate. The investigation shall be undertaken by the Assistant General Manager of Administration or Human Resource Manager, a Director appointed by the General Manager, and the District's legal counsel. An employee who brings a complaint in good faith will not be adversely affected. The District strictly prohibits and does not tolerate unlawful retaliation against any employee for reporting or suspecting harassment in good faith or otherwise cooperating in an investigation. All forms of unlawful retaliation are prohibited including any form of an adverse action including termination, compensation decreases, poor work assignments, discipline, intimidation and threats of physical harm. Any employee who believes he or she is being retaliated against must contact the General Manager immediately. An employee who has been determined to have engaged in retaliation will be subject to appropriate disciplinary action, up to and including termination.

2.4 Consensual Romantic or Sexual Relationships Policy

The District discourages romantic or sexual relationships among staff because such relationships can create compromised work environment, whether that may be conflicts of interest regarding the employment relationship, or where the relationship blurs the boundaries between appropriate personal and business interactions.

Formatted: Indent: Left: 0.5"

A. Relationships with Direct Authority. If any employee of the District enters into a consensual relationship that is romantic or sexual in nature with a member of his or her staff (an employee who reports directly or indirectly to him or her), or if one of the parties is in a supervisory capacity within the District, the parties shall promptly notify the Human Resources Manager or an Assistant General Manager.

Formatted: Underline

B. Relationships within District Employment. Employee off-duty conduct, as it relates to consensual romantic or sexual relationships, is regarded as private, as long as such conduct does not blur boundaries of appropriate interactions within the workplace. During work time and in working areas, employees are expected to conduct themselves in an appropriate workplace manner that does not interfere with others or with overall productivity.

Employees not in a supervisory capacity within the District may choose to disclose and address potential conflicts with the Human Resources Manager or Management. If employees allow personal relationships with co-workers to adversely affect the work environment, employees may be subject to disciplinary action.

Any marriages between employees must be immediately disclosed to the Human Resources Manager, as such relationships are subject to the Nepotism policy below.

Formatted: Indent: Left: 0.75", No bullets or numbering

C. Disclosure and Potential Action. Once the relationship is made known to the District, the Human Resource Manager and Management will review the situation in light of all facts (i.e. reporting relationships, effects on productivity, effects on coworkers, and potential external effects to the organization) and will determine whether one or both parties need to be moved to another job or department. If there are no other jobs available for either party, the parties will be given the option of terminating their relationship or resigning.

D. Reporting of Sexual Harassment and Retaliation. If an employee believes he or she has been subject to sexual harassment or retaliation by a current or former romantic partner in the workplace, he or she must notify any Division Supervisor, Division Manager, Director, HR Manager, an Assistant General Manager or any other member of District Management with whom the employee feels comfortable, in accordance with the Sexual Harassment Policy above.

Formatted: Numbered + Level: 1 + Numbering Style: A, B, C, ... + Start at: 1 + Alignment: Left + Aligned at: 0.5" + Indent at: 0.75"

2.5 Nepotism

Except as provided in this Handbook, the District will not employ a relative of a current District trustee, officer, or employee, and no trustee, officer, or employee of the District shall hire, employ, appoint, recommend, or vote for the appointment of a relative for employment with the District unless the District General Manager finds that the relative is a volunteer as defined by the District. In addition, the following apply:

- A. No trustee, officer or employee of the District shall supervise a relative unless there are at least two levels of supervisory management between the trustee, officer, or employee and the relative.

- B. No trustee, officer, or employee of the District may evaluate a relative's job performance or recommend or approve salary increases for the relative.
- C. For the purposes of this policy, "relative" means mother, father, husband, wife, son, daughter, sister, brother, grandfather, grandmother, uncle, aunt, nephew, niece, grandson, granddaughter, first cousin, mother-in-law, father-in-law, sister-in-law, brother-in-law, son-in-law, daughter-in-law, step-child, step-father, step-mother, step-sister, step-brother, or as otherwise determined by the District in its sole discretion.
- D. A volunteer is defined as someone working for no compensation derived from District funds.

| 2.65 Selection and Recruitment

The District generally fills open positions with current, qualified employees when a qualified employee is available. Usually, all open positions shall be posted in-house and may also be posted publicly for outside applicants for a period of 7 calendar days. Internal applicants may be considered if they are in good standing with the District, i.e. not on any active corrective actions. External postings of open positions may be accomplished through the Utah State Department of Workforce Services; by posting open-position notices at local universities, colleges or other public offices; by placement from temporary employment services; from resumes on file submitted from the general public (no longer than one year); by posting notice on the District's website; or any other source that meets the needs of the District.

| 2.76 Introductory Period

When first employed by the District or when re-employed by the District after termination for any reason, an employee shall serve an introductory period for three months. The purpose of these introductory periods includes but is not limited to determining whether the employee can properly perform the duties and responsibilities of the position and comply with pertinent rules, regulations, and policies of the District, and whether the employment relationship should continue. An introductory period may be extended by the District up to an additional three months. Employees may serve an introductory period again in connection with a promotion, a transfer between departments, a lateral job change, or other job status change.

| 2.87 Employment References

All requests for a job reference about a current or former employee shall be communicated to the Human Resources Manager. The District's responses, if any, shall be limited to a confirmation of employment, with relevant dates and positions held and to that information requested in accordance with the Utah Governmental Records Access and Management Act.

| 2.98 Background Checks

A. Background Checks.

1. The District may require a criminal history background check under the following conditions
 - a. From an applicant as a condition of employment;
 - b. Periodically from existing employees if, in the judgment of the District, the employee is in a position to affect the safety or security of its or water or wastewater system or to affect the safety or well-being of District patrons; and,
 - c. From a person seeking access a condition of acquiring access.
2. If a background check discloses that an applicant or a person seeking access failed to disclose accurately a criminal history, the District may deny or, if conditionally given, immediately terminate the applicant's employment or the person's access.
 - a. If an applicant or person seeking access accurately disclosed the relevant criminal history and the background check discloses that the applicant or person seeking access has been convicted of a crime that indicates a potential risk for the safety of the District's water or wastewater system or for the safety or well-being of District patrons, the District may deny or, if conditionally given, immediately terminate the applicant's employment or the person's access.
3. The District shall provide written notice to the person who is the subject of the background check that the background check has been requested.

B. Criminal Activity. Employment may be denied or terminated and access to the District's water and wastewater system may be denied or terminated, at the discretion of the District, to any applicant or person seeking access, if a background check reveals a conviction, a finding of guilt by reason of insanity or mental incompetency, or entry of a no-contest plea, in any jurisdiction, for the following:

1. Any felony offense, however described; or,
2. A misdemeanor offense involving dishonesty, fraud, deceit, or misrepresentation; or, theft; or, the use of, or a threat to use, physical force and/or a weapon against a person or property.

- C. Written Notice to Person Whose Employment is Denied or Terminated. If the District denies or terminates the employment of a person because of information obtained through a criminal background check under this chapter, the District shall:
1. Notify the person in writing of the reasons for the denial or termination; and,
 2. Give the person an opportunity to respond to the reasons and to seek review of the denial or termination through applicable portions of the District's Discipline and Grievance Policies.

2.109 Separation from Employment

Whenever an employee leaves the District's employment, the District asks that the employee give the District two weeks' notice before the last day the employee intends to work. Before an employee's departure, the employee should have an exit interview with the employee's Director and Assistant General Manager of Administration or Human Resource Manager to return all District property in the employee's possession, to discuss the employee's experience and impressions of working for the District, as well as any issues or questions the employee may have concerning benefits and insurance.

A. Types of Termination.

- a. An employee may voluntarily resign from the District and is encouraged to give two weeks' notice. The employee should submit a letter of resignation to the Department Director, Human Resource Manager or a member of Management.
- b. An employee may be terminated for disciplinary reasons as outlined in this Handbook.
- c. An employee who meets the qualifications for retirement in the Utah Retirement System may elect to retire.
- d. It is possible that budgetary constraints or reorganization of work assignments could require a reduction in the work force.

B. Outstanding Pay. This section describes the payment of compensation due to an employee upon termination of employment.

- a. The employee will receive pay through the last day worked, including any overtime, on-call, or other types of compensation earned.
- b. Any accumulated, unused vacation leave, floating holiday and compensatory time will be paid at the employee's then-current gross hourly rate, less any applicable taxes and withholdings.
- c. Any accumulated, unused sick leave will be forfeited except as provided to an employee who qualifies for retirement and as outlined in Chapter 7 of this Handbook.
- d. An employee who elects voluntary retirement may have other benefits which are outlined in this Handbook.
- e. An employee who is terminated by the District shall receive a final paycheck within 24 hours.

- f. An employee who voluntarily resigns shall receive a final paycheck on the next regular payday.



OUR OPERATIONS

- Audit Committee Meeting Review
- September 2023 Financial Report
- September 2023 Paid Invoice Report
- IT Item Approval
- Capital Projects Item Approval




2023 Financial Auditor Recommendation



- Current agreement from 2020 RFP goes through 2024 Audit
 - \$11,000 Audit Fees; \$1,000 Single Audit Fees (as needed)
- Have performed GHID audit services since 2014
- Admin Policy
 - Audit term will be three years with option for board to approve agreement for two additional years
 - Agreement cannot exceed 5 years
- Staff has had little issues working with Auditor
- Audit committee recommendation is to retain K&C to conduct GHID's 2023 Audit



FRAUD RISK ASSESSMENT





To: Granger-Hunter Improvement District Board of Trustees

From: Austin Ballard, CPA, Controller

Date: October 12, 2023

Subject: Fraud Risk Assessment

Background

The Office of the State Auditor (Office) regularly receives complaints of fraud or abuse by local government officials. The Office is also aware of internal investigations performed by local governments of their own officials and employees. Some of these situations receive significant media coverage, while others are resolved with less publicity. In either case, the level of concern by the public and local and state officials is significant. Many have asked the Office for more direction on how to prevent such occurrences in the future. The Fraud Risk Assessment (FRA) that will be reviewed in this memo is designed to help measure and reduce the risk of undetected fraud, abuse and noncompliance in local governments of all types and sizes. This assessment is a starting point; it is the hope of the Office that local governments will add to and adapt this form to improve how they manage their internal controls and reduce the risk of fraud, waste and abuse.

Objective

The FRA is an entity self-evaluation assessment. It is broken down into nine risk areas, and each risk area is assigned points that are tabulated and compared to a “Risk Level” table. The table is broken down into the following risk level scores:

Very Low	Low	Moderate	High	Very High
>355	316-355	276-315	200-275	<200

Once the entity has assessed itself in the nine areas, the assessment is “Certified” by two individuals. Jason Helm and Austin Ballard have certified the FRA for Granger-Hunter Improvement District (GHID). Once “Certified,” the FRA must be presented and discussed in a board meeting. During the 2023 annual financial audit, GHID’s auditor will request proof that the FRA was “Certified,” and that it was presented and discussed in a board meeting. The assessment must be submitted to the Office within six months after the end of the fiscal year. It is anticipated that this assessment will be “Certified” and

reviewed each year. It is the objective management to achieve a score of 355 or better each year.

Results

Out of a total of 395 points available, GHID scored 375 points. In the 2023 FRA, the District awarded points for two additional items that have not been awarded previously: 20 points for having and promoting a fraud hotline and 20 points for having a formal audit committee.

FRA Highlights

1. The majority of points that can be earned in the assessment is with risk area number one; “Does the entity have adequate basic separation of duties or mitigating controls as outlined in the attached Basic Separation of Duties Questionnaire?” This questionnaire has 12 separation of duties questions that can be answered either Yes, No or Mitigating control. This is an all or nothing question. If any of the questions are answered, No, the entity does not receive any of the 200 points available. GHID answered 11 of the questions with a yes and one question with Mitigating Controls.
 - a. The question with a mitigating control asks whether “those who collect cash or check payments are different from those who can make adjustments on customer accounts.” All billing personnel can take customer payments and make adjustments on customer accounts. This risk is mitigated by the Director of Administrative Services reviewing a report each month that summarizes all adjustments made to accounts.
2. GHID has written policies in place for the following areas: conflict of interest, procurement, ethical behavior, reporting fraud and abuse, travel, credit/purchasing cards, personal use of entity assets, IT and computer security and cash receipting and deposits.
3. GHID has a licensed CPA as part of its management team. In addition, it has a member of its team who has at least a bachelor’s degree in accounting.
4. Every year, GHID requires its employees to review the employee handbook and acknowledge that they have read and understand the contents. Part of that content is GHID’s policy regarding ethical behavior that each employee agrees to abide by.
5. Each board member has completed the State Auditor online training at least once in the last four years.
6. Each year at least one member of the management team receives at least 40 hours of formal training related to accounting, budgeting or other financial areas.
7. GHID does have and promote a fraud hotline. This tool is available for employees to report fraud, waste and abuse on the intranet. Any complaints are forwarded to the Board of Trustees and GHID’s General Manager.
9. In 2023 the Board of Trustees formed an audit committee. The role of the audit committee was defined as follows: oversee the selection process of the independent auditor, review the results of the independent auditor and auditor report, review and approve the annual audit plan of the internal auditor, review

internal audit reports and review hotline complaints. The committee has a goal to meet a minimum of two times each year, and it has met that minimum for 2023. For detailed information on the meetings, please see audit committee meeting minutes located in the May and October 2023 Board reports.

FRA areas for improvement

8. GHID does not have a formal internal audit function. To be awarded points for this area, a qualified individual would need to be able to check the work of the Controller and Accountant on a regular basis. It was discussed in the October 2023 audit committee meeting that to fulfill this requirement the District should hire a different auditor from the independent audit, or work with other government agencies to have a “work share” relationship. This “work share” relationship would give government entities the opportunity to “swap” accounting/finance personnel to conduct internal audits on other government entities.

If you have any questions regarding this memo, feel free to contact me at 801-955-2206. Thank you for your time reviewing this assessment.

Fraud Risk Assessment

Continued

*Total Points Earned: 375 /395 *Risk Level: Very Low Low Moderate High Very High
 > 355 316-355 276-315 200-275 < 200

	Yes	Pts
1. Does the entity have adequate basic separation of duties or mitigating controls as outlined in the attached Basic Separation of Duties Questionnaire?	X	200
2. Does the entity have governing body adopted written policies in the following areas:		
a. Conflict of interest?	X	5
b. Procurement?	X	5
c. Ethical behavior?	X	5
d. Reporting fraud and abuse?	X	5
e. Travel?	X	5
f. Credit/Purchasing cards (where applicable)?	X	5
g. Personal use of entity assets?	X	5
h. IT and computer security?	X	5
i. Cash receipting and deposits?	X	5
3. Does the entity have a licensed or certified (CPA, CGFM, CMA, CIA, CFE, CGAP, CPFO) expert as part of its management team?	X	20
a. Do any members of the management team have at least a bachelor's degree in accounting?	X	10
4. Are employees and elected officials required to annually commit in writing to abide by a statement of ethical behavior?	X	20
5. Have all governing body members completed entity specific (District Board Member Training for local/special service districts & interlocal entities, Introductory Training for Municipal Officials for cities & towns, etc.) online training (training.auditor.utah.gov) within four years of term appointment/election date?	X	20
6. Regardless of license or formal education, does at least one member of the management team receive at least 40 hours of formal training related to accounting, budgeting, or other financial areas each year?	X	20
7. Does the entity have or promote a fraud hotline?	X	20
8. Does the entity have a formal internal audit function?		20
9. Does the entity have a formal audit committee?	X	20

*Entity Name: Granger-Hunter Improvement District

*Completed for Fiscal Year Ending: 2023 *Completion Date: 9/19/2023

*CAO Name: Jason Helm *CFO Name: Austin Ballard

*CAO Signature:  *CFO Signature: 

*Required

Basic Separation of Duties


See the following page for instructions and definitions.

	Yes	No	MC*	N/A
1. Does the entity have a board chair, clerk, and treasurer who are three separate people?	X			
2. Are all the people who are able to receive cash or check payments different from all of the people who are able to make general ledger entries?	X			
3. Are all the people who are able to collect cash or check payments different from all the people who are able to adjust customer accounts? If no customer accounts, check "N/A".			X	
4. Are all the people who have access to blank checks different from those who are authorized signers?	X			
5. Does someone other than the clerk and treasurer reconcile all bank accounts OR are original bank statements reviewed by a person other than the clerk to detect unauthorized disbursements?	X			
6. Does someone other than the clerk review periodic reports of all general ledger accounts to identify unauthorized payments recorded in those accounts?	X			
7. Are original credit/purchase card statements received directly from the card company by someone other than the card holder? If no credit/purchase cards, check "N/A".	X			
8. Does someone other than the credit/purchase card holder ensure that all card purchases are supported with receipts or other supporting documentation? If no credit/purchase cards, check "N/A".	X			
9. Does someone who is not a subordinate of the credit/purchase card holder review all card purchases for appropriateness (including the chief administrative officer and board members if they have a card)? If no credit/purchase cards, check "N/A".	X			
10. Does the person who authorizes payment for goods or services, who is not the clerk, verify the receipt of goods or services?	X			
11. Does someone authorize payroll payments who is separate from the person who prepares payroll payments? If no W-2 employees, check "N/A".	X			
12. Does someone review all payroll payments who is separate from the person who prepares payroll payments? If no W-2 employees, check "N/A".	X			

* MC = Mitigating Control



OCTOBER AUDIT COMMITTEE MEETING



AUDIT COMMITTEE OF THE GRANGER-HUNTER IMPROVEMENT DISTRICT

**Thursday, October 3, 2023, 9:00 AM
GHID, Board Room**

Agenda – Minutes

Opened committee meeting at 9:30 AM

A. GENERAL

1. Call to order – Report those present for the record
 - Committee Members:
 - Roger Nordgren, Trustee and Committee Chair
 - Jason Helm, General Manager
 - Austin Ballard, Controller
 - Jim Welch, Finance Director WVC
 - Other Attendees:
 - Troy Stout, Assistant General Manager
2. Approve Audit Committee Minutes from May 9th, 2023
 - Approved unanimously by committee

B. INDEPENDENT AUDITOR

1. Discuss for recommendation to Board that they engage K&C (formerly Keddington and Christensen) to conduct GHID's 2023 Financial Audit
 - Austin Ballard reviewed GHID's history with K&C and the current contract agreement with the firm. The current agreement started with the 2020 audit and will go through the 2024 audit. For each audit cycle, the cost to GHID will be \$11,000 for the general audit and \$1,000 for a single audit, if necessary. Mr. Ballard also reminded the committee that according to GHID policy, the auditor contract is set for three years with the option to renew an additional two years. Mr. Ballard expressed a positive recommendation for the work that K&C has done for the District and reaffirmed that K&C has maintained its independence when auditing the District.
 - Jim Welch noted that there is a real benefit for the District to retain K&C as the auditor. Mr. Welch mentioned that it takes several years for a firm to review a new audit client's financials and fully understand the operations of that client. Once the new audit firm is "up to speed," that is where the new Firm provides maximum benefit for the audit client. Mr. Welch noted that audit firms are required to be reviewed by their peers, and in those reviews, their peers test how K&C has maintained independence while conducting their audits. Mr. Welch also indicated that West Valley City has used K&C for a number of years and that they have a good track record with the State Auditor's office with no marks against their record.
 - Roger Nordgren mentioned that from his interactions with K&C, he has been impressed with K&C and would be ok to continue to have the firm perform GHID's 2023 audit. He asked the question how often does K&C rotate lead auditors so that there are "a fresh set of eyes" on GHID's financial statement? Mr. Ballard responded that Auditing Standards require audit firms to rotate lead auditors every three years. Mr. Ballard noted that K&C partner, Steven Rowley, has lead the prior two and is anticipated to lead the 2023 audit. Afterwards it is expected that K&C would change the lead auditor.
 - Jason Helm reaffirmed that there are no staff reservations with K&C continuing GHID's 2023 audit.
 - The committee came to a consensus that it would recommend that the District engage K&C to conduct the 2023 audit.

C. INTERNAL AUDIT

1. Review and discuss Fraud Risk Assessment
2. Follow-up on May 9th meeting to refine internal audit plan to include area specific audits
 - The committee handled both of these agenda items when reviewing the Fraud Risk Assessment (FRA).
 - Mr. Ballard reviewed the FRA with the committee and noted a score of 375/395. Mr. Ballard notated that the District improved its score by 40 points from the previous year, by recognizing points for its whistleblower reporting methodology on the employee intranet and creating an audit committee in 2023.
 - A discussion took place on how the District could improve and be awarded all the points on the FRA. The one item GHID lacks is a formal internal audit function.
 - Mr. Ballard noted several different options on how the District could approach this topic on the FRA. One would be to engage an audit firm, other than K&C, to conduct various assessments on specific areas of the District such as cash receipts, payroll and personnel and credit card transactions to name a few. Another suggestion would be to work out a “work share” relationship with other special service districts to swap personnel to conduct internal audits on the respective Districts.
 - Mr. Ballard notated that although he gave GHID full points for the fraud hotline, he could do a better job providing training for GHID employees on how to utilize the tool.
 - Mr. Nordgren emphasized that the committee should concern itself with a cost to benefit analysis for both suggestions. Does the price of the external firm provide enough benefit for what is being looked at. In addition, how many hours would be required for the “work share” idea, and is it the best use of Mr. Ballard’s time? Those are some of the things that Mr. Nordgren noted that the committee needs to consider.
 - Mr. Helm noted that GHID maintains very positive and close relationships with its sister agencies, and he thinks that those agencies would be amenable to participate in the “work share” idea. Some of those agencies include Taylorsville Bennion Improvement District, Kearns Improvement District and Magna Water.
 - Mr. Welch offered the suggestion of asking Nick Hales, a member of the UGFOA board and WVC accounting team to see if there would be any interest in the UGFOA members to engage in the “work share” internal audit idea. Then Districts and Cities could rotate through different organizations to conduct the internal audit and provide better independence when conducting these audits.
 - The committee tasked Mr. Welch to reach out to Mr. Hales to see if the UGFOA would be willing to ask its members to participate in the “work share” internal audit idea. The committee also asked Mr. Ballard to find out what an external audit firm would charge for various internal audit functions. Mr. Ballard will also contact its sister agencies to see what a work share swap would look like and the time commitment that would be involved.

D. REVIEW OF HOTLINE COMPLAINTS

1. Review 2023 hotline complaints through September 2023.
 - There were no fraud complaints since the prior meeting in May 2023.
 - Mr. Welch emphasized that when hotline complaints do happen, it is important to show how the complaint was handled and that proper documentation exists. He also noted that complaints are not only limited to fraud, but also waste and abuse.
 - The committee recommended that in preparation for this meeting, Mr. Ballard reach out to Kristy Johnson and the other board members to see if there are complaints that might have been omitted for the audit committee meeting.
 - Mr. Ballard committed to creating an employee training program that GHID

employee can utilize for this service.

E. AUDIT COMMITTEE MEMBERS INPUT, REPORTS, FOLLOW-UP ITEMS OR QUESTIONS

- Committee members asked that after Mr. Ballard asks Ms. Johnson and the other board members to email any findings to the committee.

F. CALENDAR

1. Discussion on timing of next meeting

- Mr. Ballard is unsure when the 2023 Audit will be completed and an Audit Report issued. The goal is to have the 2023 Audit Report completed by the end of April so the Audit Committee can review in May before the May Board meeting. As the date gets closer, Mr. Ballard will send out meeting invites to all committee members.

Meeting adjourned at 10:22 AM.



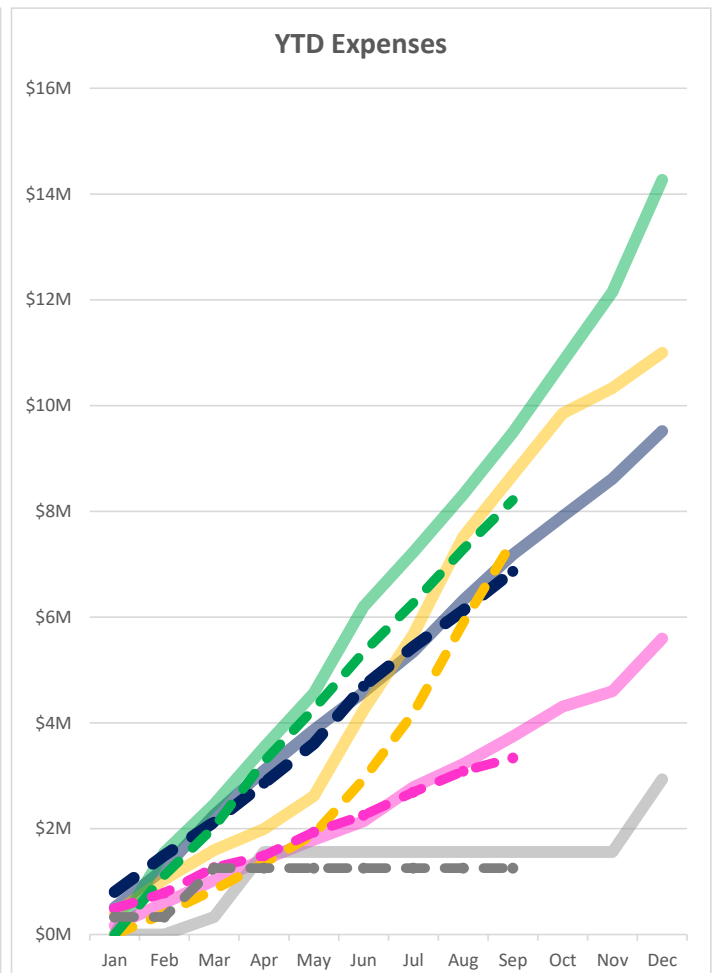
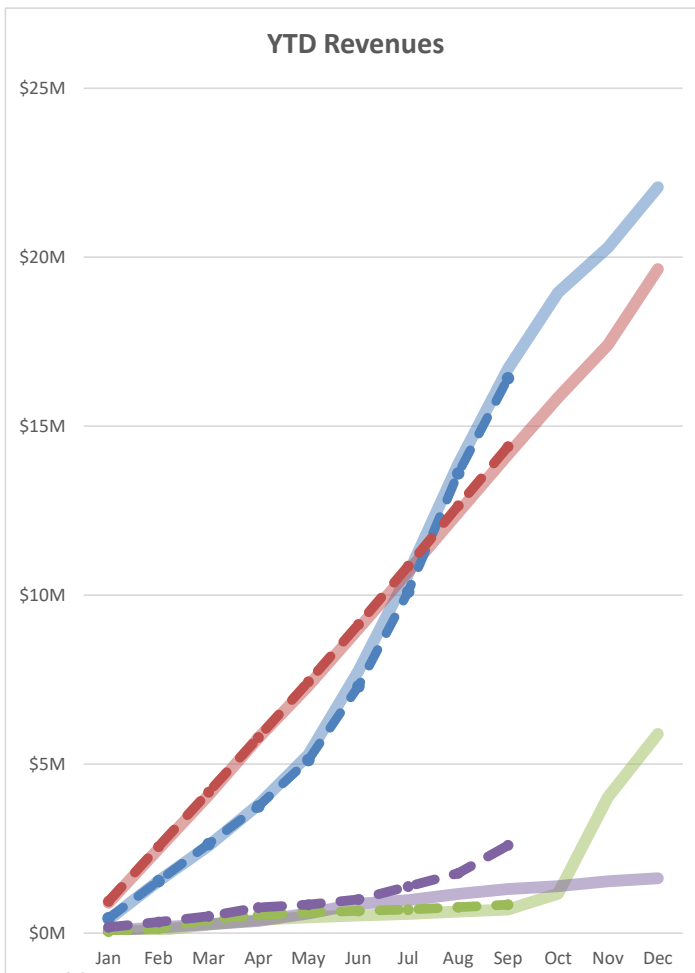
SEPTEMBER 2023 FINANCIAL REPORT





UNAUDITED STATEMENT

	Key	Sep 2023	YTD 2023	Budget 2023	% of Budget
REVENUES					
Water Sales		\$ 2,814,239	\$ 16,420,086	\$ 22,073,000	74.4%
Sewer Service Charges		1,753,451	14,398,497	19,649,000	73.3%
Property Taxes		70,224	840,745	5,894,660	14.3%
Other		826,011	2,597,454	1,623,000	160.0%
Total Revenue		<u>5,463,925</u>	<u>34,256,782</u>	<u>49,239,660</u>	69.6%
EXPENSES					
Payroll and Benefits		738,604	6,868,628	9,518,441	72.2%
Water Purchases		1,541,982	7,437,076	10,997,903	67.6%
Central Valley		931,096	8,215,229	14,267,836	57.6%
O&M & Admin		251,171	3,231,820	5,595,810	57.8%
Debt Service		-	1,364,282	2,934,538	46.5%
Total Expenses		<u>3,462,853</u>	<u>27,117,035</u>	<u>43,314,528</u>	62.6%
CAPITAL					
Infrastructure		5,670,254	19,145,205	43,872,000	43.6%
Vehicles & Equipment		24,085	234,377	1,498,150	15.6%
Total Capital		<u>5,694,339</u>	<u>19,379,582</u>	<u>45,370,150</u>	42.7%
NET REVENUES		<u>\$ (3,693,267)</u>	<u>\$ (12,239,835)</u>	<u>\$ (39,445,018)</u>	31.0%
Add back Infrastructure		5,670,254	19,145,205	43,872,000	43.6%
ADJ NET REVENUES		<u>\$ 1,976,987</u>	<u>\$ 6,905,370</u>	<u>\$ 4,426,982</u>	156.0%





REVENUES - UNAUDITED

	Sep 2022	YTD 2022	Amended Budget 2022	% of Budget	Sep 2023	YTD 2023	Budget 2023	% of Budget
REVENUES								
Operating Revenues:								
Water Sales	\$ 2,495,649	\$ 14,140,187	\$ 21,276,000	66.5%	\$ 2,814,239	\$ 16,420,086	\$ 22,073,000	74.4%
Sewer Service Charges	1,159,176	9,218,898	13,779,000	66.9%	1,224,124	9,661,363	13,439,000	71.9%
Central Valley Assessmt	227,966	2,040,176	2,700,000	75.6%	529,327	4,737,134	6,210,000	76.3%
Engineering Fees	8,275	89,720	7,000	1281.7%	4,300	37,475	125,000	30.0%
Connection fees	96,842	149,438	40,000	373.6%	6,860	17,710	82,000	21.6%
Inspection	8,635	103,046	55,000	187.4%	14,477	62,686	85,000	73.7%
Delinquent/Turn-on Fees	320	39,197	35,000	112.0%	6,760	52,570	60,000	87.6%
Waterwise Customer Revenue	-	-	-	0.0%	-	985	-	0.0%
Grant/Loan Forgive Revenue	-	-	-	0.0%	379,200	382,465	-	0.0%
Conservation Grant	-	48,626	51,000	95.3%	-	65,393	51,000	128.2%
Total Operating Revenue	<u>3,996,863</u>	<u>25,829,288</u>	<u>37,943,000</u>	<u>68.1%</u>	<u>4,979,287</u>	<u>31,437,867</u>	<u>42,125,000</u>	<u>74.6%</u>
Property Tax Revenue:								
Property Tax	38,596	104,316	4,974,000	2.1%	38,999	146,669	5,023,740	2.9%
Motor Vehicle	23,674	167,851	260,000	64.6%	24,000	215,353	225,000	95.7%
Personal Property	5,967	304,212	392,000	77.6%	6,000	364,158	395,920	92.0%
Delinquent Tax/Interest	1,215	55,648	80,000	69.6%	1,225	114,565	80,000	143.2%
Tax Increment for RDA	-	-	170,000	0.0%	-	-	170,000	0.0%
Total Property Tax Revenue	<u>69,452</u>	<u>632,027</u>	<u>5,876,000</u>	<u>10.8%</u>	<u>70,224</u>	<u>840,745</u>	<u>5,894,660</u>	<u>14.3%</u>
Non-operating Revenue:								
Impact Fees - Water	23,231	973,727	500,000	194.7%	157,505	581,002	500,000	116.2%
Impact Fees - Sewer	22,026	588,413	275,000	214.0%	85,943	222,196	275,000	80.8%
Interest	69,619	232,646	125,000	186.1%	162,612	1,049,887	200,000	524.9%
Sale of Surplus Equipment	(604)	145,760	40,000	364.4%	-	26,310	120,000	21.9%
Other	18,098	103,714	120,000	86.4%	8,354	98,775	125,000	79.0%
Total Non-operating Revenue	<u>132,370</u>	<u>2,044,260</u>	<u>1,060,000</u>	<u>192.9%</u>	<u>414,414</u>	<u>1,978,170</u>	<u>1,220,000</u>	<u>162.1%</u>
Total Revenues	<u>\$ 4,198,685</u>	<u>\$ 28,505,575</u>	<u>\$ 44,879,000</u>	<u>63.5%</u>	<u>\$ 5,463,925</u>	<u>\$ 34,256,782</u>	<u>\$ 49,239,660</u>	<u>69.6%</u>

Percent of Year Completed: 75.00%



EXPENSES - UNAUDITED

	Sep 2022	YTD 2022	Amended Budget 2022	% of Budget	Sep 2023	YTD 2023	Budget 2023	% of Budget
EXPENSES								
Payroll Wages:								
Salaries & Wages	\$ 387,926	3,733,896	\$ 5,175,735	72.1%	\$ 428,320	4,024,900	\$ 5,599,352	71.9%
Overtime Wages	5,500	58,584	150,000	39.1%	9,950	101,504	98,000	103.6%
On-call Pay	5,720	51,031	71,280	71.6%	7,680	73,888	70,000	105.6%
Incentive Pay	-	6,714	4,000	167.9%	-	1,000	6,000	16.7%
Vehicle Allowance	554	5,301	7,200	73.6%	554	5,281	7,200	73.3%
Clothing Allowance	-	-	40,000	0.0%	275	20,075	21,175	94.8%
Other/OPEB	-	19,800	21,450	92.3%	-	-	14,000	0.0%
<i>Total Payroll Wages</i>	<u>399,700</u>	<u>3,875,326</u>	<u>5,469,665</u>	<u>70.9%</u>	<u>446,779</u>	<u>4,226,648</u>	<u>5,815,727</u>	<u>72.7%</u>
Payroll Benefits:								
State Retirement Plan	68,303	666,341	990,339	67.3%	75,435	708,392	988,579	71.7%
401K Plan	46,121	435,333	627,040	69.4%	51,533	487,820	645,031	75.6%
Health/Dental Insurance	14,945	1,401,198	1,825,000	76.8%	151,403	1,307,080	1,900,296	68.8%
Medicare	5,692	55,199	76,367	72.3%	6,368	60,241	82,508	73.0%
Workers Compensation Ins	-	28,961	40,000	72.4%	-	33,773	30,000	112.6%
Life/LTD/LTC Insurance	1,778	32,369	68,400	47.3%	3,970	34,172	51,300	66.6%
State Unemployment	850	850	5,000	17.0%	3,116	10,502	5,000	210.0%
<i>Total Payroll Benefits</i>	<u>137,689</u>	<u>2,620,251</u>	<u>3,632,146</u>	<u>72.1%</u>	<u>291,825</u>	<u>2,641,980</u>	<u>3,702,714</u>	<u>71.4%</u>
Operations & Maintenance:								
Repair & Replacement	123,027	527,384	1,169,300	45.1%	82,439	876,744	1,329,175	66.0%
Building & Grounds	2,233	46,769	79,450	58.9%	10,550	87,292	142,550	61.2%
Vehicle Maint & Fuel	19,669	256,917	346,390	74.2%	18,991	87,354	226,600	38.5%
Vehicle Lease	8,858	92,151	118,000	78.1%	3,723	70,401	88,000	80.0%
Tools & Supplies	11,974	68,467	67,957	100.8%	16,460	71,383	89,400	79.8%
Water Purchases	1,072,194	7,523,451	10,824,567	69.5%	1,541,982	7,437,076	10,997,903	67.6%
Treatment Chemicals	929	11,795	33,500	35.2%	-	26,785	40,500	66.1%
Water Lab Testing Fees	880	16,384	74,500	22.0%	581	37,788	56,500	66.9%
Utilities	79,502	423,964	923,900	45.9%	710	392,107	923,900	42.4%
<i>Total O&M</i>	<u>1,319,266</u>	<u>8,967,282</u>	<u>13,637,564</u>	<u>65.8%</u>	<u>1,675,436</u>	<u>9,086,930</u>	<u>13,894,528</u>	<u>65.4%</u>
CVWRF:								
Facility Operations	390,771	3,152,739	5,546,334	56.8%	512,034	3,644,965	5,882,792	62.0%
Project Betterments	107,544	712,043	1,660,415	42.9%	21,385	410,333	1,742,196	23.6%
Pre-treatment Field	20,833	209,379	363,160	57.7%	33,700	218,474	343,127	63.7%
Laboratory	21,259	162,824	274,019	59.4%	30,509	194,366	290,957	66.8%
CVW Debt Service	479,644	3,574,296	6,522,160	54.8%	333,468	3,747,091	6,008,764	62.4%
<i>Total CVWRF</i>	<u>\$ 1,020,051</u>	<u>7,811,281</u>	<u>\$ 14,366,088</u>	<u>54.4%</u>	<u>\$ 931,096</u>	<u>8,215,229</u>	<u>\$ 14,267,836</u>	<u>57.6%</u>




EXPENSES - UNAUDITED

	Sep 2022	YTD 2022	Budget 2022	% of Budget	Sep 2023	YTD 2023	Budget 2023	% of Budget
General & Administrative:								
Office Supplies/Printing	\$ 351	8,743	\$ 24,210	36.1%	\$ 26	7,121	\$ 24,470	29.1%
Postage & Mailing	10,407	98,259	155,775	63.1%	13,118	105,020	167,500	62.7%
General Administrative	2,386	22,029	76,660	28.7%	4,035	51,733	156,982	33.0%
Computer Supplies	25,780	285,407	473,660	60.3%	7,311	242,108	464,271	52.1%
General Insurance	-	295,077	394,830	74.7%	11,523	330,099	480,273	68.7%
Utilities	5,228	62,795	87,288	71.9%	783	62,554	87,288	71.7%
Telephone	4,489	72,524	127,200	57.0%	8,063	85,419	134,300	63.6%
Training & Education	10,350	63,947	102,500	62.4%	2,962	69,215	100,700	68.7%
Safety	664	22,966	51,425	44.7%	2,994	46,184	68,025	67.9%
Legal fees	3,944	30,006	53,000	56.6%	5,228	25,068	48,000	52.2%
Auditing Fees	-	12,000	12,000	100.0%	-	12,000	12,000	100.0%
Professional Consulting	12,181	151,481	156,500	96.8%	11,711	78,982	179,296	44.1%
Public Relations/Conservation	-	81,520	87,500	93.2%	-	84,126	87,500	96.1%
Banking & Bonding	31,869	254,423	337,280	75.4%	43,036	280,107	353,580	79.2%
Payments to Other Gov't Agencies	-	118,647	171,000	69.4%	6,927	102,230	155,000	66.0%
Admin Contingency	-	-	180,000	0.0%	-	-	180,000	0.0%
<i>Total General Administrative</i>	<u>107,649</u>	<u>1,579,824</u>	<u>2,490,828</u>	<u>63.4%</u>	<u>117,717</u>	<u>1,581,966</u>	<u>2,699,185</u>	<u>58.6%</u>
Total Operating Expenses	<u>2,984,355</u>	<u>24,853,964</u>	<u>39,596,291</u>	<u>62.8%</u>	<u>3,462,853</u>	<u>25,752,753</u>	<u>40,379,990</u>	<u>63.8%</u>
Net Operating Revenues	<u>1,214,330</u>	<u>3,651,611</u>	<u>5,282,709</u>	<u>69.1%</u>	<u>2,001,072</u>	<u>8,504,029</u>	<u>8,859,670</u>	<u>96.0%</u>
Indirect Operating Expenses:								
Depreciation	651,820	5,891,529	8,250,000	71.4%	669,571	5,939,685	8,500,000	69.9%
RDA Pass-Through	-	-	170,000	0.0%	-	-	170,000	0.0%
<i>Total Indirect Operating Exp</i>	<u>651,820</u>	<u>5,891,529</u>	<u>8,420,000</u>	<u>70.0%</u>	<u>669,571</u>	<u>5,939,685</u>	<u>8,670,000</u>	<u>68.5%</u>
Capital								
Infrastructure	1,456,445	10,996,486	36,358,000	30.2%	5,670,254	19,145,205	43,872,000	43.6%
Vehicles & Equipment	16,040	511,529	681,660	75.0%	24,085	234,377	1,498,150	15.6%
<i>Total Equipment</i>	<u>1,472,485</u>	<u>11,508,015</u>	<u>37,039,660</u>	<u>31.1%</u>	<u>5,694,339</u>	<u>19,379,582</u>	<u>45,370,150</u>	<u>42.7%</u>
Debt Service:								
Bond Interest and Fees	-	35,710	703,278	5.1%	-	155,282	1,725,538	9.0%
Bond Principal Pmt ('21 Bond)	-	321,000	321,000	100.0%	-	323,000	323,000	100.0%
Bond Principal Pmt ('19 Bond)	-	753,000	753,000	100.0%	-	886,000	886,000	100.0%
<i>Total Debt Service</i>	<u>-</u>	<u>1,109,710</u>	<u>1,777,278</u>	<u>62.4%</u>	<u>-</u>	<u>1,364,282</u>	<u>2,934,538</u>	<u>46.5%</u>
Total Equip & Debt Service	<u>1,472,485</u>	<u>12,617,725</u>	<u>38,816,938</u>	<u>32.5%</u>	<u>5,694,339</u>	<u>20,743,864</u>	<u>48,304,688</u>	<u>42.9%</u>
Net Revenues	<u>(909,975)</u>	<u>(14,857,643)</u>	<u>(41,954,229)</u>	<u>35.4%</u>	<u>(4,362,838)</u>	<u>(18,179,520)</u>	<u>(48,115,018)</u>	<u>37.8%</u>
Add back Depreciation	651,820	5,891,529	8,250,000	71.4%	669,571	5,939,685	8,500,000	69.9%
Add back Infrastructure	1,456,445	10,996,486	36,358,000	30.2%	5,670,254	19,145,205	43,872,000	43.6%
Adjusted Net Revenues	<u>\$ 1,198,290</u>	<u>2,030,372</u>	<u>\$ 2,653,771</u>	<u>76.5%</u>	<u>\$ 1,976,987</u>	<u>6,905,370</u>	<u>\$ 4,256,982</u>	<u>162.2%</u>



SEPTEMBER 2023 PAID INVOICE REPORT





Paid Check Report By Vendor Name

Payment Dates 9/1/2023 - 9/30/2023

Vendor Name	Payment Date	Payment Number	Description (Item)	Account Number	Account Name	Amount
Vendor: 1064 - ACE RECYCLING & DISPOSAL						
ACE RECYCLING & DISPOSAL	09/13/2023	127173	SEP 2023 RECYCLING	01-130-510220	BUILDINGS & GROUNDS - CU...	220.36
Vendor 1064 - ACE RECYCLING & DISPOSAL Total:						220.36
Vendor: 1142 - ALLIANZ CONSULTING SOLUTIONS, LLC						
ALLIANZ CONSULTING SOLUT...	09/27/2023	127233	AUG 23 CC FEE REDUC SRVCS	01-110-510540	BANKING & BONDING EXPEN...	493.34
Vendor 1142 - ALLIANZ CONSULTING SOLUTIONS, LLC Total:						493.34
Vendor: 1210 - AMERICAN EXPRESS						
AMERICAN EXPRESS	09/06/2023	127148	AUG 2023 PURCHASES	01-000-210150	AMEX/MC PAYABLE	Magna Wtr \$ 6,927.18 23,415.25
AMERICAN EXPRESS	09/06/2023	127148	CAFE RIO/ENGINEERING REC...	01-110-510430	GENERAL ADMINISTRATIVE	Ready Made \$ 5,250.50 145.79
AMERICAN EXPRESS	09/06/2023	127148	SILVER MOON TAQUERIA/BA...	01-110-510430	GENERAL ADMINISTRATIVE	Verizon \$ 2,295.20 1,117.00
AMERICAN EXPRESS	09/06/2023	127148	AMEX/ANNUAL MEMBERSHIP	01-110-510540	BANKING & BONDING EXPEN...	Geneva Rock \$ 1,989.35 75.00
AMERICAN EXPRESS	09/06/2023	127148	AMEX/ANNUAL MEMBERSHIP	01-110-510540	BANKING & BONDING EXPEN...	Verizon \$ 1,757.58 75.00
AMERICAN EXPRESS	09/06/2023	127148	UTAH SHRM/REGISTRATION/...	01-120-510480	TRAINING & EDUCATION - HR	Clyde Snow \$ 1,476.00 549.00
AMERICAN EXPRESS	09/06/2023	127148	ZAZZLE/EMP ID CARD TAX R...	01-130-510410	OFFICE SUPPLIES/PRINTING	WVC \$ 1,448.10 -0.44
AMERICAN EXPRESS	09/06/2023	127148	WHITAKER BROS BUSINESS ...	01-130-510410	OFFICE SUPPLIES/PRINTING	Other \$ 2,271.34 1,434.37
AMERICAN EXPRESS	09/06/2023	127148	AMZN/PRINTER TONER	01-130-510410	OFFICE SUPPLIES/PRINTING	252.55
AMERICAN EXPRESS	09/06/2023	127148	AMZN/OFFICE SUPPLIES	01-130-510410	OFFICE SUPPLIES/PRINTING	66.43
AMERICAN EXPRESS	09/06/2023	127148	AMZN/PAPER	01-130-510410	OFFICE SUPPLIES/PRINTING	52.28
AMERICAN EXPRESS	09/06/2023	127148	AMZN/DRY ERASE MARKERS	01-130-510410	OFFICE SUPPLIES/PRINTING	18.17
AMERICAN EXPRESS	09/06/2023	127148	AMZN/WHITE CARDSTOCK	01-130-510410	OFFICE SUPPLIES/PRINTING	27.98
AMERICAN EXPRESS	09/06/2023	127148	AMZN/STEP STOOL	01-130-510410	OFFICE SUPPLIES/PRINTING	27.99
AMERICAN EXPRESS	09/06/2023	127148	AMZN/GREETING CARDS	01-130-510410	OFFICE SUPPLIES/PRINTING	29.78
AMERICAN EXPRESS	09/06/2023	127148	UT SFTY/REGISTR/TRENCHIN...	01-220-510480	TRAINING & EDUCATION - W...	600.00
AMERICAN EXPRESS	09/06/2023	127148	WVC PT/APP CODE 260288	01-220-520210	REPAIR SUPPLIES - WTR R&R	100.00
AMERICAN EXPRESS	09/06/2023	127148	WVC PT/APP CODE 293731	01-220-520210	REPAIR SUPPLIES - WTR R&R	200.00
AMERICAN EXPRESS	09/06/2023	127148	WVC PT/APP CODE 238777	01-220-520210	REPAIR SUPPLIES - WTR R&R	200.00
AMERICAN EXPRESS	09/06/2023	127148	WVC PT/APP CODE 266944	01-220-520210	REPAIR SUPPLIES - WTR R&R	300.00
AMERICAN EXPRESS	09/06/2023	127148	WVC PT/APP CODE 256157	01-220-520210	REPAIR SUPPLIES - WTR R&R	100.00
AMERICAN EXPRESS	09/06/2023	127148	WVC PT/APP CODE 246414	01-220-520210	REPAIR SUPPLIES - WTR R&R	100.00
AMERICAN EXPRESS	09/06/2023	127148	WVC PT/APP CODE 277055	01-220-520210	REPAIR SUPPLIES - WTR R&R	550.00
AMERICAN EXPRESS	09/06/2023	127148	AMZN/TABLET MOUNT	01-220-520240	TOOLS & SUPPLIES - WTR R&R	59.99
AMERICAN EXPRESS	09/06/2023	127148	AMZN/CAR PHONE HOLDER...	01-220-520240	TOOLS & SUPPLIES - WTR R&R	168.87
AMERICAN EXPRESS	09/06/2023	127148	UT SFTY/REGISTR/TRENCHIN...	01-230-510480	TRAINING & EDUCATION - W...	400.00
AMERICAN EXPRESS	09/06/2023	127148	AMZN/TABLET MOUNT RET...	01-230-520240	TOOLS & SUPPLIES - WTR MA...	-94.90
AMERICAN EXPRESS	09/06/2023	127148	AMZN/TABLET MOUNT	01-230-520240	TOOLS & SUPPLIES - WTR MA...	94.90
AMERICAN EXPRESS	09/06/2023	127148	AMZN/BACKFLOW INSPECTI...	01-231-530270	WATER TESTING FEES	119.75

Paid Check Report

Payment Dates: 9/1/2023 - 9/30/2023

Vendor Name	Payment Date	Payment Number	Description (Item)	Account Number	Account Name	Amount
AMERICAN EXPRESS	09/06/2023	127148	CHMBRWST/REGISTRATION/...	01-240-510480	TRAINING & EDUCATION - ...	1,250.00
AMERICAN EXPRESS	09/06/2023	127148	WVC/VEHICLE EMISSIONS	01-260-520210	REPAIR SUPPLIES - BLD/FLT ...	805.00
AMERICAN EXPRESS	09/06/2023	127148	PERFORMANCE FORD/UNIT ...	01-260-520210	REPAIR SUPPLIES - BLD/FLT ...	695.18
AMERICAN EXPRESS	09/06/2023	127148	WVC/UNIT #21/ALIGNMENT	01-260-520210	REPAIR SUPPLIES - BLD/FLT ...	98.00
AMERICAN EXPRESS	09/06/2023	127148	WVC/UNIT #9/ALIGNMENT	01-260-520210	REPAIR SUPPLIES - BLD/FLT ...	98.00
AMERICAN EXPRESS	09/06/2023	127148	PERFORMANCE FORD/UNIT ...	01-260-520210	REPAIR SUPPLIES - BLD/FLT ...	180.00
AMERICAN EXPRESS	09/06/2023	127148	WVC/UNIT #50/ALIGNMENT	01-260-520210	REPAIR SUPPLIES - BLD/FLT ...	98.00
AMERICAN EXPRESS	09/06/2023	127148	RWAU/REGISTRATION/2023 ...	01-320-510480	TRAINING & EDUCATION - S...	175.00
AMERICAN EXPRESS	09/06/2023	127148	CHMBRWST/REGISTRATION/...	01-340-510480	TRAINING & EDUCATION - E...	1,250.00
AMERICAN EXPRESS	09/06/2023	127148	LONG BLDG TECH/FAN REPL...	01-350-520210	REPAIR SUPPLIES - OPERATOR	2,751.20
AMERICAN EXPRESS	09/06/2023	127148	LONG BLDG TECH/FAN REPL...	01-350-520210	REPAIR SUPPLIES - OPERATOR	-2,950.66
AMERICAN EXPRESS	09/06/2023	127148	AMZN/WTR FOUNTAIN FILTE...	01-360-510220	BUILDINGS & GROUNDS - SYS...	72.16
AMERICAN EXPRESS	09/06/2023	127148	AMZN/CAR WASH HOSE	01-360-510220	BUILDINGS & GROUNDS - SYS...	64.67
AMERICAN EXPRESS	09/06/2023	127148	SCOTT HALE/BLDG E TOILET	01-360-510220	BUILDINGS & GROUNDS - SYS...	669.00
AMERICAN EXPRESS	09/06/2023	127148	AMZN/GARAGE DOOR REMO...	01-360-510220	BUILDINGS & GROUNDS - SYS...	87.96
AMERICAN EXPRESS	09/06/2023	127148	AMZN/SCOOP,BIKE RACK GL...	01-360-510220	BUILDINGS & GROUNDS - SYS...	28.46
AMERICAN EXPRESS	09/06/2023	127148	AMZN/CAR WASH HOSE	01-360-510220	BUILDINGS & GROUNDS - SYS...	-64.67
AMERICAN EXPRESS	09/06/2023	127148	AMZN/LAPTOP DOCKING ST...	01-360-510440	COMPUTER SUPPLIES/EQUI...	159.98
AMERICAN EXPRESS	09/06/2023	127148	AMZN/METER TABLET CASE	01-360-510440	COMPUTER SUPPLIES/EQUI...	31.98
AMERICAN EXPRESS	09/06/2023	127148	ZOOM/ONLINE MTGS	01-360-510440	COMPUTER SUPPLIES/EQUI...	199.90
AMERICAN EXPRESS	09/06/2023	127148	AMZN/PHONE HEADSET/EMP...	01-360-510440	COMPUTER SUPPLIES/EQUI...	218.62
AMERICAN EXPRESS	09/06/2023	127148	AMZN/HARDDRIVE FOR DAT...	01-360-510440	COMPUTER SUPPLIES/EQUI...	269.99
AMERICAN EXPRESS	09/06/2023	127148	HEXNODE/CELL PHONE MG...	01-360-510440	COMPUTER SUPPLIES/EQUI...	324.30
AMERICAN EXPRESS	09/06/2023	127148	AMZN/MONITOR CABLES	01-360-510440	COMPUTER SUPPLIES/EQUI...	95.18
AMERICAN EXPRESS	09/06/2023	127148	NETWORK SOLUTIONS/DOM...	01-360-510440	COMPUTER SUPPLIES/EQUI...	72.97
Vendor 1210 - AMERICAN EXPRESS Total:						36,939.98
Vendor: 5132 - APA BENEFITS, INC.						
APA BENEFITS, INC.	09/20/2023	127229	AUG 2023 COBRA SERVICING	01-110-510520	PROFESSIONAL CONSULTING ..	53.90
Vendor 5132 - APA BENEFITS, INC. Total:						53.90
Vendor: 1087 - APCO INC						
APCO INC	09/20/2023	127232	SCADA troubleshooting	01-340-520920	INFRASTRUCTURE PURCHAS...	2,790.00
Vendor 1087 - APCO INC Total:						2,790.00
Vendor: 1267 - APELLO						
APELLO	09/06/2023	DFT0000840	SEP 2023 ANSWERING SERVI...	01-360-510470	TELEPHONE	615.88
Vendor 1267 - APELLO Total:						615.88
Vendor: 1268.1 - APPLICANTPRO						
APPLICANTPRO	09/20/2023	127207	OCT 2023 APPLICANT PROCE...	01-110-510430	GENERAL ADMINISTRATIVE	186.00
Vendor 1268.1 - APPLICANTPRO Total:						186.00
Vendor: 1290 - ARBUCKLE, JUSTIN						
ARBUCKLE, JUSTIN	09/14/2023	10183	2023 BOOT REIMBURSEMENT	01-210-510490	SAFETY EXPENSE	150.00
Vendor 1290 - ARBUCKLE, JUSTIN Total:						150.00

Paid Check Report

Payment Dates: 9/1/2023 - 9/30/2023

Vendor Name	Payment Date	Payment Number	Description (Item)	Account Number	Account Name	Amount
Vendor: 1295 - ARIES INDUSTRIES, INC.						
ARIES INDUSTRIES, INC.	09/27/2023	127234	Lifting straps for all three tra...	01-240-520240	TOOLS & SUPPLIES - WW MA...	302.25
ARIES INDUSTRIES, INC.	09/27/2023	127234	Lifting straps for all three tra...	01-240-520240	TOOLS & SUPPLIES - WW MA...	269.67
ARIES INDUSTRIES, INC.	09/27/2023	127234	UNIT #35/Pathfinder TR3300...	01-240-520240	TOOLS & SUPPLIES - WW MA...	1,950.00
ARIES INDUSTRIES, INC.	09/27/2023	127234	UNIT #35/Pathfinder TR3300...	01-240-520240	TOOLS & SUPPLIES - WW MA...	713.00
Vendor 1295 - ARIES INDUSTRIES, INC. Total:						3,234.92
Vendor: 1306 - ASAP AUTO PARTS WAREHOUSE						
ASAP AUTO PARTS WAREHO...	09/13/2023	127174	UNIT #59/DEGREASE, SEAFO...	01-260-520210	REPAIR SUPPLIES - BLD/FLT ...	31.02
ASAP AUTO PARTS WAREHO...	09/13/2023	127174	UNIT #59/CLEANING ROD	01-260-520210	REPAIR SUPPLIES - BLD/FLT ...	3.84
ASAP AUTO PARTS WAREHO...	09/13/2023	127174	UNIT #59/OIL FILTER	01-260-520210	REPAIR SUPPLIES - BLD/FLT ...	5.44
ASAP AUTO PARTS WAREHO...	09/13/2023	127174	GREASE, GREASE GUN	01-240-520240	TOOLS & SUPPLIES - WW MA...	132.14
ASAP AUTO PARTS WAREHO...	09/13/2023	127174	UNIT #43, #44/OIL FILTERS	01-260-520210	REPAIR SUPPLIES - BLD/FLT ...	42.57
ASAP AUTO PARTS WAREHO...	09/13/2023	127174	UNIT #43, #44/SEAFOAM	01-260-520210	REPAIR SUPPLIES - BLD/FLT ...	28.83
ASAP AUTO PARTS WAREHO...	09/13/2023	127174	STOCK/PMC FUEL INJEC	01-260-520210	REPAIR SUPPLIES - BLD/FLT ...	75.00
ASAP AUTO PARTS WAREHO...	09/13/2023	127174	UNIT #59/WASH RES CAP	01-260-520210	REPAIR SUPPLIES - BLD/FLT ...	1.66
ASAP AUTO PARTS WAREHO...	09/13/2023	127174	SHOP SUPPLIES	01-260-520210	REPAIR SUPPLIES - BLD/FLT ...	45.30
ASAP AUTO PARTS WAREHO...	09/13/2023	127174	UNIT #1/FILTERS, SUPPLIES	01-260-520210	REPAIR SUPPLIES - BLD/FLT ...	153.25
ASAP AUTO PARTS WAREHO...	09/13/2023	127174	BATTERY CLEANER	01-260-520210	REPAIR SUPPLIES - BLD/FLT ...	5.73
ASAP AUTO PARTS WAREHO...	09/13/2023	127174	UNIT #9/FILTERS	01-260-520210	REPAIR SUPPLIES - BLD/FLT ...	86.68
ASAP AUTO PARTS WAREHO...	09/13/2023	127174	SHOP BRAKE PAD GAUGE	01-260-520210	REPAIR SUPPLIES - BLD/FLT ...	29.72
ASAP AUTO PARTS WAREHO...	09/13/2023	127174	SHOP/SILICON	01-260-520210	REPAIR SUPPLIES - BLD/FLT ...	32.98
ASAP AUTO PARTS WAREHO...	09/13/2023	127174	UNIT #59/WASHER PUMP	01-260-520210	REPAIR SUPPLIES - BLD/FLT ...	20.65
ASAP AUTO PARTS WAREHO...	09/13/2023	127174	UNIT #5/FILTERS	01-260-520210	REPAIR SUPPLIES - BLD/FLT ...	10.65
ASAP AUTO PARTS WAREHO...	09/13/2023	127174	WWPS/OIL SWEEP	01-350-520210	REPAIR SUPPLIES - OPERATOR	45.76
ASAP AUTO PARTS WAREHO...	09/13/2023	127174	UNIT #14, SHOP SUPPLIES/Fl...	01-260-520210	REPAIR SUPPLIES - BLD/FLT ...	164.64
ASAP AUTO PARTS WAREHO...	09/13/2023	127174	UNIT #14, SHOP SUPPLIES/Fl...	01-260-520240	TOOLS & SUPPLIES - BLD/FLT...	34.16
ASAP AUTO PARTS WAREHO...	09/13/2023	127174	UNIT #14/SPARK PLUG	01-260-520210	REPAIR SUPPLIES - BLD/FLT ...	8.67
ASAP AUTO PARTS WAREHO...	09/13/2023	127174	TESTER-COMPRESS	01-260-520240	TOOLS & SUPPLIES - BLD/FLT...	36.97
ASAP AUTO PARTS WAREHO...	09/13/2023	127174	UNIT #7/FILTERS	01-260-520210	REPAIR SUPPLIES - BLD/FLT ...	9.89
ASAP AUTO PARTS WAREHO...	09/13/2023	127174	UNIT #23/FILTERS	01-260-520210	REPAIR SUPPLIES - BLD/FLT ...	9.89
ASAP AUTO PARTS WAREHO...	09/13/2023	127174	TOOL	01-350-520240	TOOLS & SUPPLIES - OPERAT...	3.36
ASAP AUTO PARTS WAREHO...	09/13/2023	127174	SHOP TOOL	01-260-520240	TOOLS & SUPPLIES - BLD/FLT...	6.48
Vendor 1306 - ASAP AUTO PARTS WAREHOUSE Total:						1,025.28
Vendor: 2930 - ASBURY AUTOMOTIVE GROUP						
ASBURY AUTOMOTIVE GRO...	09/27/2023	127249	NEW FORD MAVERICK PURC...	01-260-510910	MACHINERY & EQUIPMENT - ...	22,631.43
Vendor 2930 - ASBURY AUTOMOTIVE GROUP Total:						22,631.43
Vendor: 1330 - ASSOCIATED BUSINESS TECHNOLOGIES						
ASSOCIATED BUSINESS TECH...	09/13/2023	127176	BLDG B/PRINTER-SCANNER	01-130-510410	OFFICE SUPPLIES/PRINTING	38.50
Vendor 1330 - ASSOCIATED BUSINESS TECHNOLOGIES Total:						38.50
Vendor: 5149 - BACKFLOW PREVENTION SUPPLY INC						
BACKFLOW PREVENTION SU...	09/06/2023	127168	Backflow Supply (Backflow T...	01-231-530270	WATER TESTING FEES	70.00

Paid Check Report

Payment Dates: 9/1/2023 - 9/30/2023

Vendor Name	Payment Date	Payment Number	Description (Item)	Account Number	Account Name	Amount
BACKFLOW PREVENTION SU...	09/06/2023	127168	Backflow Supply (Backflow T...	01-231-530270	WATER TESTING FEES	101.00
Vendor 5149 - BACKFLOW PREVENTION SUPPLY INC Total:						171.00
Vendor: 1462 - BIOGRASS SOD FARMS						
BIOGRASS SOD FARMS	09/20/2023	127208	Biograss Sod Farms	01-220-520210	REPAIR SUPPLIES - WTR R&R	564.00
BIOGRASS SOD FARMS	09/20/2023	127208	Biograss Sod Farms	01-220-520210	REPAIR SUPPLIES - WTR R&R	282.00
BIOGRASS SOD FARMS	09/20/2023	127208	Biograss Sod Farms	01-220-520210	REPAIR SUPPLIES - WTR R&R	282.00
BIOGRASS SOD FARMS	09/20/2023	127208	Biograss Sod Farms	01-220-520210	REPAIR SUPPLIES - WTR R&R	282.00
Vendor 1462 - BIOGRASS SOD FARMS Total:						1,410.00
Vendor: 5275 - BLACK FOREST PAVING						
BLACK FOREST PAVING	09/13/2023	127203	BLACK FOREST PAVING/FIRE ...	01-000-430990	MISC INCOME	824.33
Vendor 5275 - BLACK FOREST PAVING Total:						824.33
Vendor: 1470 - BLUE STAKES OF UTAH UTILITY						
BLUE STAKES OF UTAH UTILI...	09/13/2023	127177	Blue Stakes of Utah 811	01-340-510520	PROFESSIONAL CONSULTING ..	891.00
Vendor 1470 - BLUE STAKES OF UTAH UTILITY Total:						891.00
Vendor: 1480 - BOB'S LOCK SAFE & KEY						
BOB'S LOCK SAFE & KEY	09/20/2023	127209	TANK FARM KEYS	01-350-520240	TOOLS & SUPPLIES - OPERAT...	89.90
Vendor 1480 - BOB'S LOCK SAFE & KEY Total:						89.90
Vendor: 1500 - BOWEN COLLINS AND ASSOCIATES						
BOWEN COLLINS AND ASSOC...	09/27/2023	127235	Redwood Rd Wtr CM	01-340-520920	INFRASTRUCTURE PURCHAS...	1,820.50
BOWEN COLLINS AND ASSOC...	09/27/2023	127235	23G Chesterfield & Warner E...	01-340-520920	INFRASTRUCTURE PURCHAS...	3,461.75
Vendor 1500 - BOWEN COLLINS AND ASSOCIATES Total:						5,282.25
Vendor: 5272 - BOWMAN, DWAYNE						
BOWMAN, DWAYNE	09/07/2023	10182	2023 BOOT REIMBURSEMENT	01-210-510490	SAFETY EXPENSE	150.00
Vendor 5272 - BOWMAN, DWAYNE Total:						150.00
Vendor: 1632 - CASIAS, CHARLES						
CASIAS, CHARLES	09/28/2023	10187	2023 BOOT REIMBURSEMENT	01-210-510490	SAFETY EXPENSE	150.00
CASIAS, CHARLES	09/28/2023	10187	REIMB MEAL/WARNER LIFT S...	01-110-510430	GENERAL ADMINISTRATIVE	48.11
Vendor 1632 - CASIAS, CHARLES Total:						198.11
Vendor: 1670 - CENTRAL VALLEY WATER REC FACILITY						
CENTRAL VALLEY WATER REC...	09/20/2023	127210	FACILITY OPERATION	01-400-580310	FACILITY OPERATION - C.V.	512,033.93
CENTRAL VALLEY WATER REC...	09/20/2023	127210	MONTHLY CIP	01-400-580320	PROJECT BETTERMENTS- C.V.	21,385.08
CENTRAL VALLEY WATER REC...	09/20/2023	127210	PRETREATMENT FIELD	01-400-580340	PRETREATMENT FIELD - C.V.	33,700.03
CENTRAL VALLEY WATER REC...	09/20/2023	127210	NET LAB COSTS	01-400-580350	LABORATORY - C.V.	27,270.80
CENTRAL VALLEY WATER REC...	09/20/2023	127210	ENTITY LAB WORK	01-400-580350	LABORATORY - C.V.	3,238.00
CENTRAL VALLEY WATER REC...	09/20/2023	127210	LOAN PAYMENT	01-400-580380	CVW DEBT SERVICE	333,467.63
Vendor 1670 - CENTRAL VALLEY WATER REC FACILITY Total:						931,095.47
Vendor: 1680 - CENTURY EQUIPMENT CO						
CENTURY EQUIPMENT CO	09/27/2023	127236	Transmission Oil Filter for Ca...	01-260-520210	REPAIR SUPPLIES - BLD/FLT ...	106.00
CENTURY EQUIPMENT CO	09/27/2023	127236	CORRECT PMT - INVOICE #SP...	01-260-520210	REPAIR SUPPLIES - BLD/FLT ...	-0.98
Vendor 1680 - CENTURY EQUIPMENT CO Total:						105.02

Paid Check Report

Payment Dates: 9/1/2023 - 9/30/2023

Vendor Name	Payment Date	Payment Number	Description (Item)	Account Number	Account Name	Amount
Vendor: 1723 - CHEMTECH-FORD, INC.						
CHEMTECH-FORD, INC.	09/20/2023	127211	WELL #16/SAMPLING	01-231-530270	WATER TESTING FEES	290.00
Vendor 1723 - CHEMTECH-FORD, INC. Total:						290.00
Vendor: 1725.5 - CINTAS CORPORATION						
CINTAS CORPORATION	09/13/2023	127178	Floor Mat Cleaning	01-130-510220	BUILDINGS & GROUNDS - CU...	127.90
CINTAS CORPORATION	09/13/2023	127178	Floor Mat Cleaning	01-130-510220	BUILDINGS & GROUNDS - CU...	127.90
Vendor 1725.5 - CINTAS CORPORATION Total:						255.80
Vendor: 5255 - CITY OF SOUTH SALT LAKE						
CITY OF SOUTH SALT LAKE	09/27/2023	DFT0000889	AUG 2023 STORMWATER	01-230-510460	UTILITIES - WTR	45.05
Vendor 5255 - CITY OF SOUTH SALT LAKE Total:						45.05
Vendor: 1730 - CLYDE SNOW & SESSIONS						
CLYDE SNOW & SESSIONS	09/27/2023	DFT0000887	MATTER 006400/GENERAL	01-110-510500	LEGAL EXPENSE	5,228.00
Vendor 1730 - CLYDE SNOW & SESSIONS Total:						5,228.00
Vendor: 1735.5 - CODY EKKER CONSTRUCTION						
CODY EKKER CONSTRUCTION	09/27/2023	127237	RETENTION/22D - PMT NO 5	01-000-210110	RETAINAGE	-21,081.65
CODY EKKER CONSTRUCTION	09/27/2023	127237	22D 4100 S and 4700 S - 4100..	01-340-520920	INFRASTRUCTURE PURCHAS...	-27,829.70
CODY EKKER CONSTRUCTION	09/27/2023	127237	22D 4100 S and 4700 S - Cha...	01-340-520920	INFRASTRUCTURE PURCHAS...	108,385.00
CODY EKKER CONSTRUCTION	09/27/2023	127237	22D 4100 S and 4700 S - 6400..	01-340-520920	INFRASTRUCTURE PURCHAS...	341,077.70
Vendor 1735.5 - CODY EKKER CONSTRUCTION Total:						400,551.35
Vendor: 1740 - COLONIAL FLAG AND SPECIALTY CO						
COLONIAL FLAG AND SPECIA...	09/20/2023	127212	FLAG ROTATION	01-130-510220	BUILDINGS & GROUNDS - CU...	123.68
Vendor 1740 - COLONIAL FLAG AND SPECIALTY CO Total:						123.68
Vendor: 5133 - COLUMBUS FOUNDATION, INC.						
COLUMBUS FOUNDATION, I...	09/06/2023	127166	AUG 2023 DOCUMENT SHRE...	01-110-510430	GENERAL ADMINISTRATIVE	74.00
Vendor 5133 - COLUMBUS FOUNDATION, INC. Total:						74.00
Vendor: 1785 - COP CONSTRUCTION LLC						
COP CONSTRUCTION LLC	09/20/2023	127213	RETENTION/20E - PMT NO 15	01-000-210110	RETAINAGE	-1,409.04
COP CONSTRUCTION LLC	09/20/2023	127213	RETENTION/20E - PMT NO 15	01-340-520920	INFRASTRUCTURE PURCHAS...	1,409.04
COP CONSTRUCTION LLC	09/20/2023	127213	PMT #15/20E:PIONEER WWP...	01-340-520920	INFRASTRUCTURE PURCHAS...	26,771.88
Vendor 1785 - COP CONSTRUCTION LLC Total:						26,771.88
Vendor: 1820 - CRAWFORD DOOR SALES						
CRAWFORD DOOR SALES	09/27/2023	127238	BLDG C/GARAGE DOOR REPA...	01-360-510220	BUILDINGS & GROUNDS - SYS...	205.00
Vendor 1820 - CRAWFORD DOOR SALES Total:						205.00
Vendor: 1837 - CRS ENGINEERS						
CRS ENGINEERS	09/20/2023	127214	Well Wtr Quality Analysis & ...	01-340-510520	PROFESSIONAL CONSULTING ..	130.00
Vendor 1837 - CRS ENGINEERS Total:						130.00
Vendor: 1845 - CRUS OIL, INC.						
CRUS OIL, INC.	09/06/2023	127149	Crus Oil Company Rags	01-220-520210	REPAIR SUPPLIES - WTR R&R	326.70
CRUS OIL, INC.	09/13/2023	127179	WWPS Grinder Oil and Filters	01-350-520210	REPAIR SUPPLIES - OPERATOR	232.44
CRUS OIL, INC.	09/13/2023	127179	WWPS Grinder Oil and Filters	01-350-520210	REPAIR SUPPLIES - OPERATOR	705.56

Paid Check Report

Payment Dates: 9/1/2023 - 9/30/2023

Vendor Name	Payment Date	Payment Number	Description (Item)	Account Number	Account Name	Amount
CRUS OIL, INC.	09/27/2023	127239	FILTER	01-350-520210	REPAIR SUPPLIES - OPERATOR	116.22
Vendor 1845 - CRUS OIL, INC. Total:						1,380.92
Vendor: 1930 - DENTAL SELECT						
DENTAL SELECT	09/20/2023	127215	DENTAL INSURANCE FAMILY	01-000-220500	HEALTH INSURANCE PAYABLE	2,928.76
DENTAL SELECT	09/20/2023	127215	DENTAL INSURANCE SINGLE	01-000-220500	HEALTH INSURANCE PAYABLE	190.80
DENTAL SELECT	09/20/2023	127215	DENTAL INSURANCE FAMILY	01-000-220500	HEALTH INSURANCE PAYABLE	2,978.40
DENTAL SELECT	09/20/2023	127215	DENTAL INSURANCE SINGLE	01-000-220500	HEALTH INSURANCE PAYABLE	190.80
DENTAL SELECT	09/20/2023	127216	SEP 2023 EMP ADJUSTMENTS	01-110-500130	HEALTH INSURANCE - MGMT	-0.01
DENTAL SELECT	09/20/2023	127216	RETIREE DENTAL INS	01-110-500130	HEALTH INSURANCE - MGMT	428.91
DENTAL SELECT	09/20/2023	127216	SEP 2023 EMP ADJUSTMENTS	01-120-500130	HEALTH INSURANCE - HR	-0.01
DENTAL SELECT	09/20/2023	127216	SEP 2023 EMP ADJUSTMENTS	01-130-500130	HEALTH INSURANCE - CUST S...	-0.01
DENTAL SELECT	09/20/2023	127216	TERM EMPLOYEE DENTAL - #...	01-130-500130	HEALTH INSURANCE - CUST S...	-99.28
DENTAL SELECT	09/20/2023	127216	SEP 2023 EMP ADJUSTMENTS	01-140-500130	HEALTH INSURANCE - METERS	-0.01
DENTAL SELECT	09/20/2023	127216	NEW EMPLOYEE DENTAL - #...	01-140-500130	HEALTH INSURANCE - METERS	99.28
DENTAL SELECT	09/20/2023	127216	SEP 2023 EMP ADJUSTMENTS	01-220-500130	HEALTH INSURANCE - WTR ...	-0.03
DENTAL SELECT	09/20/2023	127216	SEP 2023 EMP ADJUSTMENTS	01-240-500130	HEALTH INSURANCE - WW ...	-0.01
DENTAL SELECT	09/20/2023	127216	NEW EMPLOYEE DENTAL - #...	01-240-500130	HEALTH INSURANCE - WW ...	148.92
DENTAL SELECT	09/20/2023	127216	SEP 2023 EMP ADJUSTMENTS	01-260-500130	HEALTH INSURANCE - BLD/FL...	-0.01
DENTAL SELECT	09/20/2023	127216	SEP 2023 EMP ADJUSTMENTS	01-320-500130	HEALTH INSURANCE - SURV/...	-0.01
DENTAL SELECT	09/20/2023	127216	SEP 2023 EMP ADJUSTMENTS	01-340-500130	HEALTH INSURANCE - ENG	-0.01
DENTAL SELECT	09/20/2023	127216	SEP 2023 EMP ADJUSTMENTS	01-350-500130	HEALTH INSURANCE - OPERA...	-0.01
Vendor 1930 - DENTAL SELECT Total:						6,866.47
Vendor: 5195 - ECOBRITE FRANCHISING						
ECOBRITE FRANCHISING	09/06/2023	127169	Janitorial Cleaning for 2023	01-130-510220	BUILDINGS & GROUNDS - CU...	2,340.90
Vendor 5195 - ECOBRITE FRANCHISING Total:						2,340.90
Vendor: 2102 - ENTERPRISE FM TRUST						
ENTERPRISE FM TRUST	09/13/2023	127180	UNIT 47 LEASE CHARGES	01-260-510235	VEHICLE LEASE	682.78
ENTERPRISE FM TRUST	09/13/2023	127180	UNIT 53 LEASE CHARGES	01-260-510235	VEHICLE LEASE	623.32
ENTERPRISE FM TRUST	09/13/2023	127180	UNIT 60 LEASE CHARGES	01-260-510235	VEHICLE LEASE	616.91
ENTERPRISE FM TRUST	09/13/2023	127180	UNIT 1 LEASE CHARGES	01-260-510235	VEHICLE LEASE	698.33
ENTERPRISE FM TRUST	09/13/2023	127180	UNIT 12 LEASE CHARGES	01-260-510235	VEHICLE LEASE	541.91
ENTERPRISE FM TRUST	09/13/2023	127180	UNIT 55 LEASE CHARGES	01-260-510235	VEHICLE LEASE	533.84
ENTERPRISE FM TRUST	09/13/2023	127180	UNIT 52 LEASE CHARGES	01-260-510235	VEHICLE LEASE	533.84
ENTERPRISE FM TRUST	09/13/2023	127180	UNIT 54 LEASE CHARGES	01-260-510235	VEHICLE LEASE	684.80
ENTERPRISE FM TRUST	09/13/2023	127180	UNIT 28 LEASE CHARGES	01-260-510235	VEHICLE LEASE	289.09
ENTERPRISE FM TRUST	09/13/2023	127180	UNIT 21 LEASE SETTLEMENT	01-260-510235	VEHICLE LEASE	-2,015.65
ENTERPRISE FM TRUST	09/13/2023	127180	UNIT 27 LEASE CHARGES	01-260-510235	VEHICLE LEASE	533.84
Vendor 2102 - ENTERPRISE FM TRUST Total:						3,723.01
Vendor: 2103 - ENVIRONMENTAL PRODUCTS & ACCESSORIES						
ENVIRONMENTAL PRODUCTS..	09/13/2023	127181	Clyde Grabbers	01-240-520240	TOOLS & SUPPLIES - WW MA...	999.00
ENVIRONMENTAL PRODUCTS..	09/13/2023	127181	Clyde Grabbers	01-240-520240	TOOLS & SUPPLIES - WW MA...	191.81

Paid Check Report

Payment Dates: 9/1/2023 - 9/30/2023

Vendor Name	Payment Date	Payment Number	Description (Item)	Account Number	Account Name	Amount
ENVIRONMENTAL PRODUCTS..	09/13/2023	127181	EPA Sales Suction Tube	01-220-520240	TOOLS & SUPPLIES - WTR R&R	291.12
Vendor 2103 - ENVIRONMENTAL PRODUCTS & ACCESSORIES Total:						1,481.93
Vendor: 2140 - ERIKS NORTH AMERICA, INC.						
ERIKS NORTH AMERICA, INC.	09/20/2023	127217	SEWER BALL AIR HOSE, ALL P...	01-350-520210	REPAIR SUPPLIES - OPERATOR	75.84
Vendor 2140 - ERIKS NORTH AMERICA, INC. Total:						75.84
Vendor: 2160 - EXPRESS EVALUATIONS, INC.						
EXPRESS EVALUATIONS, INC.	09/20/2023	127218	PERF EVAL SFTWR/ANNUAL ...	01-360-510440	COMPUTER SUPPLIES/EQUI...	2,250.00
Vendor 2160 - EXPRESS EVALUATIONS, INC. Total:						2,250.00
Vendor: 2184.1 - FASTENAL COMPANY						
FASTENAL COMPANY	09/13/2023	127182	PPE VENDING SUPPLIES	01-210-510490	SAFETY EXPENSE	79.25
FASTENAL COMPANY	09/13/2023	127182	PPE VENDING SUPPLIES	01-210-510490	SAFETY EXPENSE	150.05
FASTENAL COMPANY	09/13/2023	127182	PPE VENDING SUPPLIES	01-210-510490	SAFETY EXPENSE	258.48
FASTENAL COMPANY	09/13/2023	127182	PPE VENDING SUPPLIES	01-210-510490	SAFETY EXPENSE	168.46
FASTENAL COMPANY	09/27/2023	127240	PPE VENDING SUPPLIES	01-210-510490	SAFETY EXPENSE	20.00
FASTENAL COMPANY	09/27/2023	127240	PPE VENDING SUPPLIES	01-210-510490	SAFETY EXPENSE	23.44
FASTENAL COMPANY	09/27/2023	127240	PPE VENDING SUPPLIES	01-210-510490	SAFETY EXPENSE	200.49
Vendor 2184.1 - FASTENAL COMPANY Total:						900.17
Vendor: 2188 - FERGUSON ENTERPRISES, INC						
FERGUSON ENTERPRISES, INC	09/13/2023	DFT0000863	Ferguson Water Works Fire h...	01-230-520210	REPAIR SUPPLIES - WTR MAI...	333.55
FERGUSON ENTERPRISES, INC	09/13/2023	DFT0000863	Ferguson Water Works Fire h...	01-230-520210	REPAIR SUPPLIES - WTR MAI...	312.50
FERGUSON ENTERPRISES, INC	09/13/2023	DFT0000863	Ferguson Water Works Fire ...	01-230-520210	REPAIR SUPPLIES - WTR MAI...	2,800.00
FERGUSON ENTERPRISES, INC	09/13/2023	DFT0000863	Repair Parts for Water Syste...	01-220-520210	REPAIR SUPPLIES - WTR R&R	245.00
FERGUSON ENTERPRISES, INC	09/13/2023	DFT0000863	Fire hydrant parts	01-230-520210	REPAIR SUPPLIES - WTR MAI...	310.00
FERGUSON ENTERPRISES, INC	09/13/2023	DFT0000863	Fire hydrant parts	01-230-520210	REPAIR SUPPLIES - WTR MAI...	50.00
FERGUSON ENTERPRISES, INC	09/13/2023	DFT0000863	Fire hydrant parts	01-230-520210	REPAIR SUPPLIES - WTR MAI...	2,160.00
FERGUSON ENTERPRISES, INC	09/13/2023	DFT0000863	Repair Parts for Water Syste...	01-220-520210	REPAIR SUPPLIES - WTR R&R	472.24
FERGUSON ENTERPRISES, INC	09/13/2023	DFT0000863	Repair Parts for Water Syste...	01-220-520210	REPAIR SUPPLIES - WTR R&R	392.64
FERGUSON ENTERPRISES, INC	09/13/2023	DFT0000863	Repair Parts for Water Syste...	01-220-520210	REPAIR SUPPLIES - WTR R&R	390.61
FERGUSON ENTERPRISES, INC	09/13/2023	DFT0000863	Repair Parts for Water Syste...	01-220-520210	REPAIR SUPPLIES - WTR R&R	178.59
FERGUSON ENTERPRISES, INC	09/13/2023	DFT0000863	Repair Parts for Water Syste...	01-220-520210	REPAIR SUPPLIES - WTR R&R	192.07
FERGUSON ENTERPRISES, INC	09/13/2023	DFT0000863	Repair Parts for Water Syste...	01-220-520210	REPAIR SUPPLIES - WTR R&R	128.85
FERGUSON ENTERPRISES, INC	09/13/2023	DFT0000863	Repair Parts for Water Syste...	01-220-520210	REPAIR SUPPLIES - WTR R&R	63.22
FERGUSON ENTERPRISES, INC	09/13/2023	DFT0000863	Repair Parts for Water Syste...	01-220-520210	REPAIR SUPPLIES - WTR R&R	15.47
FERGUSON ENTERPRISES, INC	09/13/2023	DFT0000863	Repair Parts for Water Syste...	01-220-520210	REPAIR SUPPLIES - WTR R&R	150.28
FERGUSON ENTERPRISES, INC	09/13/2023	DFT0000863	Repair Parts for Water Syste...	01-220-520210	REPAIR SUPPLIES - WTR R&R	966.00
FERGUSON ENTERPRISES, INC	09/13/2023	DFT0000863	LARGE METER REPAIR PARTS	01-140-520210	REPAIR SUPPLIES - METER	742.12
FERGUSON ENTERPRISES, INC	09/13/2023	DFT0000863	Fergusons Waterworks Brass	01-220-520210	REPAIR SUPPLIES - WTR R&R	1,626.90
FERGUSON ENTERPRISES, INC	09/13/2023	DFT0000863	Ferguson Water Works Fire ...	01-230-520210	REPAIR SUPPLIES - WTR MAI...	312.00
FERGUSON ENTERPRISES, INC	09/13/2023	DFT0000863	Ferguson Water Works Fire ...	01-230-520210	REPAIR SUPPLIES - WTR MAI...	30.00
FERGUSON ENTERPRISES, INC	09/13/2023	DFT0000863	Ferguson Water Works Fire ...	01-230-520210	REPAIR SUPPLIES - WTR MAI...	46.00
FERGUSON ENTERPRISES, INC	09/13/2023	DFT0000863	Ferguson Water Works Fire ...	01-230-520210	REPAIR SUPPLIES - WTR MAI...	530.00
FERGUSON ENTERPRISES, INC	09/13/2023	DFT0000863	Ferguson Water Works Fire ...	01-230-520210	REPAIR SUPPLIES - WTR MAI...	3,140.00

Paid Check Report

Payment Dates: 9/1/2023 - 9/30/2023

Vendor Name	Payment Date	Payment Number	Description (Item)	Account Number	Account Name	Amount
FERGUSON ENTERPRISES, INC	09/13/2023	DFT0000863	Repair Parts for Water Syste...	01-220-520210	REPAIR SUPPLIES - WTR R&R	689.91
Vendor 2188 - FERGUSON ENTERPRISES, INC Total:						16,277.95
Vendor: 5115 - FIRST DIGITAL COMMUNICATIONS, LLC						
FIRST DIGITAL COMMUNICAT...	09/13/2023	127198	Phone Service Provider	01-360-510470	TELEPHONE	2,299.14
Vendor 5115 - FIRST DIGITAL COMMUNICATIONS, LLC Total:						2,299.14
Vendor: 2241 - FLEET PRIDE						
FLEET PRIDE	09/27/2023	127241	UNIT #58/TRANSMISSION OIL	01-260-520210	REPAIR SUPPLIES - BLD/FLT ...	198.55
Vendor 2241 - FLEET PRIDE Total:						198.55
Vendor: 5158 - FRONT LINE SALES, INC.						
FRONT LINE SALES, INC.	09/27/2023	127256	First aid supplies	01-210-510490	SAFETY EXPENSE	74.90
Vendor 5158 - FRONT LINE SALES, INC. Total:						74.90
Vendor: 2340 - GENEVA ROCK PRODUCTS						
GENEVA ROCK PRODUCTS	09/20/2023	DFT0000866	Fill Dirt For August Water Sys...	01-220-520210	REPAIR SUPPLIES - WTR R&R	1,562.69
GENEVA ROCK PRODUCTS	09/20/2023	DFT0000866	Fill Dirt For August Water Sys...	01-220-520210	REPAIR SUPPLIES - WTR R&R	571.64
Vendor 2340 - GENEVA ROCK PRODUCTS Total:						2,134.33
Vendor: 2370 - GOLDSTREET DESIGN AGENCY, INC						
GOLDSTREET DESIGN AGENC...	09/13/2023	127183	Unit 35 Wipes Awareness	01-240-520210	REPAIR SUPPLIES - WW MAI...	1,843.57
Vendor 2370 - GOLDSTREET DESIGN AGENCY, INC Total:						1,843.57
Vendor: 2380 - GRAINGER INC						
GRAINGER INC	09/06/2023	127150	Grainger Supply Nut Splitter ...	01-220-520240	TOOLS & SUPPLIES - WTR R&R	549.94
GRAINGER INC	09/06/2023	127150	water cooler bracket, oil fun...	01-350-520210	REPAIR SUPPLIES - OPERATOR	135.82
GRAINGER INC	09/13/2023	127184	Sign tape stencils	01-210-510490	SAFETY EXPENSE	201.70
GRAINGER INC	09/13/2023	127184	Sign tape stencils	01-210-510490	SAFETY EXPENSE	71.06
GRAINGER INC	09/13/2023	127184	MUFFIN MONSTER OIL LIDS	01-350-520210	REPAIR SUPPLIES - OPERATOR	16.86
GRAINGER INC	09/13/2023	127184	MUFFIN MONSTER OIL CON...	01-350-520210	REPAIR SUPPLIES - OPERATOR	56.91
GRAINGER INC	09/27/2023	127242	UNIT #35/Battery Backup	01-240-520240	TOOLS & SUPPLIES - WW MA...	303.36
GRAINGER INC	09/27/2023	127242	COOLER	01-350-520210	REPAIR SUPPLIES - OPERATOR	87.19
GRAINGER INC	09/27/2023	127242	PRV SITES/WELLS/BOOSTERS...	01-350-520210	REPAIR SUPPLIES - OPERATOR	259.50
Vendor 2380 - GRAINGER INC Total:						1,682.34
Vendor: 2440 - GREAT WESTERN SUPPLY						
GREAT WESTERN SUPPLY	09/27/2023	127243	WELL #12/REPAIR	01-350-520210	REPAIR SUPPLIES - OPERATOR	84.41
Vendor 2440 - GREAT WESTERN SUPPLY Total:						84.41
Vendor: 2480 - HACH COMPANY						
HACH COMPANY	09/06/2023	DFT0000841	DR300 POCKET COLORIMETER	01-330-520240	TOOLS & SUPPLIES - BLUE ST...	604.44
Vendor 2480 - HACH COMPANY Total:						604.44
Vendor: 2490 - HANSEN, ALLEN & LUCE, INC.						
HANSEN, ALLEN & LUCE, INC.	09/20/2023	127219	23L: WELL NO. 18 DRILLING &..	01-340-520920	INFRASTRUCTURE PURCHAS...	2,257.50
Vendor 2490 - HANSEN, ALLEN & LUCE, INC. Total:						2,257.50
Vendor: 2532 - HEALTHEQUITY INC						
HEALTHEQUITY INC	09/14/2023	DFT0000853	HEALTH SAVINGS ACCOUNT	01-000-220900	CAFETERIA PLAN PAYABLE	11,335.19

Paid Check Report

Payment Dates: 9/1/2023 - 9/30/2023

Vendor Name	Payment Date	Payment Number	Description (Item)	Account Number	Account Name	Amount
HEALTHEQUITY INC	09/28/2023	DFT0000877	HEALTH SAVINGS ACCOUNT	01-000-220900	CAFETERIA PLAN PAYABLE	11,219.04
Vendor 2532 - HEALTHEQUITY INC Total:						22,554.23
Vendor: 2538 - HELM, JASON						
HELM, JASON	09/21/2023	10185	LODGING/CHMBRWEST LEA...	01-110-510480	TRAINING & EDUCATION - M...	123.97
Vendor 2538 - HELM, JASON Total:						123.97
Vendor: 2590 - HOME DEPOT CREDIT SERVICES						
HOME DEPOT CREDIT SERVIC...	09/20/2023	127220	GRINDER BLADES	01-140-520210	REPAIR SUPPLIES - METER	25.97
HOME DEPOT CREDIT SERVIC...	09/20/2023	127220	CONCRETE SUPPLIES	01-220-520210	REPAIR SUPPLIES - WTR R&R	166.82
HOME DEPOT CREDIT SERVIC...	09/20/2023	127220	CONCRETE SUPPLIES	01-220-520210	REPAIR SUPPLIES - WTR R&R	121.04
HOME DEPOT CREDIT SERVIC...	09/20/2023	127220	CONCRETE CAP BLOCK	01-220-520210	REPAIR SUPPLIES - WTR R&R	10.68
HOME DEPOT CREDIT SERVIC...	09/20/2023	127220	HORNET SPRAY	01-220-520210	REPAIR SUPPLIES - WTR R&R	8.94
HOME DEPOT CREDIT SERVIC...	09/20/2023	127220	TORCH KIT	01-220-520240	TOOLS & SUPPLIES - WTR R&R	58.98
HOME DEPOT CREDIT SERVIC...	09/20/2023	127220	TOOLS	01-220-520240	TOOLS & SUPPLIES - WTR R&R	57.97
HOME DEPOT CREDIT SERVIC...	09/20/2023	127220	LARGE METER SUPPLIES	01-220-520240	TOOLS & SUPPLIES - WTR R&R	625.62
HOME DEPOT CREDIT SERVIC...	09/20/2023	127220	UNIT #39/TUBE CUTTER	01-220-520240	TOOLS & SUPPLIES - WTR R&R	67.51
HOME DEPOT CREDIT SERVIC...	09/20/2023	127220	GAS CYLINDERS	01-230-520240	TOOLS & SUPPLIES - WTR MA...	89.82
HOME DEPOT CREDIT SERVIC...	09/20/2023	127220	BACKFLOW TESTING TOOLS	01-231-520240	TOOLS & SUPPLIES - WTR QL...	150.53
HOME DEPOT CREDIT SERVIC...	09/20/2023	127220	SHOP SUPPLIES	01-260-520210	REPAIR SUPPLIES - BLD/FLT ...	101.94
HOME DEPOT CREDIT SERVIC...	09/20/2023	127220	SHOP/TRAILER PLUGS	01-260-520210	REPAIR SUPPLIES - BLD/FLT ...	29.52
HOME DEPOT CREDIT SERVIC...	09/20/2023	127220	UNIT #41/BRASS COUPLINGS	01-260-520210	REPAIR SUPPLIES - BLD/FLT ...	22.28
HOME DEPOT CREDIT SERVIC...	09/20/2023	127220	UNIT #35/17 GAL TOTE	01-260-520210	REPAIR SUPPLIES - BLD/FLT ...	10.48
HOME DEPOT CREDIT SERVIC...	09/20/2023	127220	SHOP TOOLS	01-260-520240	TOOLS & SUPPLIES - BLD/FLT...	494.85
HOME DEPOT CREDIT SERVIC...	09/20/2023	127220	ARMSTRONG/SPRINKLER PA...	01-350-520210	REPAIR SUPPLIES - OPERATOR	23.85
HOME DEPOT CREDIT SERVIC...	09/20/2023	127220	TOOLS/ZIP TIES, HOSE CLAM...	01-350-520210	REPAIR SUPPLIES - OPERATOR	119.97
HOME DEPOT CREDIT SERVIC...	09/20/2023	127220	CHESTERFIELD/AC INSULATI...	01-350-520210	REPAIR SUPPLIES - OPERATOR	17.94
HOME DEPOT CREDIT SERVIC...	09/20/2023	127220	VOLTAGE TESTER,WASP KILL...	01-350-520210	REPAIR SUPPLIES - OPERATOR	121.61
HOME DEPOT CREDIT SERVIC...	09/20/2023	127220	PUMP OIL BUCKET, LID	01-350-520210	REPAIR SUPPLIES - OPERATOR	16.26
HOME DEPOT CREDIT SERVIC...	09/20/2023	127220	DRILL BITS	01-350-520210	REPAIR SUPPLIES - OPERATOR	26.94
HOME DEPOT CREDIT SERVIC...	09/20/2023	127220	BUG SPRAY	01-350-520210	REPAIR SUPPLIES - OPERATOR	8.97
Vendor 2590 - HOME DEPOT CREDIT SERVICES Total:						2,378.49
Vendor: 2592 - HORROCKS ENGINEERS INC						
HORROCKS ENGINEERS INC	09/06/2023	127152	22D:4100 S & 4700 S Public I...	01-340-520920	INFRASTRUCTURE PURCHAS...	3,724.50
Vendor 2592 - HORROCKS ENGINEERS INC Total:						3,724.50
Vendor: 2595 - HOUSE OF PUMPS						
HOUSE OF PUMPS	09/27/2023	127245	OFFICE/COUPLING FITTINGS	01-350-520210	REPAIR SUPPLIES - OPERATOR	76.80
Vendor 2595 - HOUSE OF PUMPS Total:						76.80
Vendor: 2637 - INDUSTRIAL SAFETY EQUIPMENT, LLC.						
INDUSTRIAL SAFETY EQUIPM...	09/13/2023	127185	POWER ADAPTERS FOR CRO...	01-210-510490	SAFETY EXPENSE	310.00
Vendor 2637 - INDUSTRIAL SAFETY EQUIPMENT, LLC. Total:						310.00

Paid Check Report

Payment Dates: 9/1/2023 - 9/30/2023

Vendor Name	Payment Date	Payment Number	Description (Item)	Account Number	Account Name	Amount
Vendor: 5273 - INLINE COMMERCIAL CONSTRUCTION						
INLINE COMMERCIAL CONST...	09/06/2023	127171	INLINE COMMERCIAL CONST...	01-000-410300	ENGINEERING FEES	1,250.00
Vendor 5273 - INLINE COMMERCIAL CONSTRUCTION Total:						1,250.00
Vendor: 2708 - INTERMOUNTAIN WORKMED SL						
INTERMOUNTAIN WORKMED..	09/27/2023	127246	POST INCIDENT DRUG SCREEN	01-110-510520	PROFESSIONAL CONSULTING ..	54.00
Vendor 2708 - INTERMOUNTAIN WORKMED SL Total:						54.00
Vendor: 5276 - J REILLY ENTERPRISES						
J REILLY ENTERPRISES	09/13/2023	127204	J REILLY ENTERPRISES/FIRE H...	01-000-430990	MISC INCOME	1,116.80
Vendor 5276 - J REILLY ENTERPRISES Total:						1,116.80
Vendor: 2772 - JOHNSON, KRISTY						
JOHNSON, KRISTY	09/07/2023	10180	GM LUNCHEON	01-110-510430	GENERAL ADMINISTRATIVE	84.37
Vendor 2772 - JOHNSON, KRISTY Total:						84.37
Vendor: 2734 - J-U-B ENGINEERS, INC.						
J-U-B ENGINEERS, INC.	09/06/2023	127153	21J:GHID HDQTRS LANDSCA...	01-340-520920	INFRASTRUCTURE PURCHAS...	492.20
J-U-B ENGINEERS, INC.	09/06/2023	127153	20B:RUSHTON WTR TRTMT P...	01-340-520920	INFRASTRUCTURE PURCHAS...	34,296.16
J-U-B ENGINEERS, INC.	09/20/2023	127221	22F:RIDGELAND PUMP STAT...	01-340-520920	INFRASTRUCTURE PURCHAS...	6,696.97
J-U-B ENGINEERS, INC.	09/20/2023	127221	22F:RIDGELAND PUMP STAT...	01-340-520920	INFRASTRUCTURE PURCHAS...	2,621.15
J-U-B ENGINEERS, INC.	09/27/2023	127247	21J:GHID HDQTRS LANDSCA...	01-340-520920	INFRASTRUCTURE PURCHAS...	1,422.90
J-U-B ENGINEERS, INC.	09/27/2023	127247	20B:RUSHTON WTR TRTMT P...	01-340-520920	INFRASTRUCTURE PURCHAS...	41,021.46
Vendor 2734 - J-U-B ENGINEERS, INC. Total:						86,550.84
Vendor: 2881 - KEN GARFF WEST VALLEY FORD						
KEN GARFF WEST VALLEY FO...	09/06/2023	127154	Unit #32-SENDER AND PUMP...	01-260-520210	REPAIR SUPPLIES - BLD/FLT ...	380.73
KEN GARFF WEST VALLEY FO...	09/06/2023	127154	UNIT #30,#32-PCV VALVES, ...	01-260-520210	REPAIR SUPPLIES - BLD/FLT ...	149.32
KEN GARFF WEST VALLEY FO...	09/06/2023	127154	UNIT #30-BLOWER MOTOR ...	01-260-520210	REPAIR SUPPLIES - BLD/FLT ...	299.57
KEN GARFF WEST VALLEY FO...	09/06/2023	127154	Unit #7 - Transmission filter ...	01-260-520210	REPAIR SUPPLIES - BLD/FLT ...	200.66
KEN GARFF WEST VALLEY FO...	09/27/2023	127248	UNIT #32/ENGINE REBUILD P...	01-260-520210	REPAIR SUPPLIES - BLD/FLT ...	1,000.69
Vendor 2881 - KEN GARFF WEST VALLEY FORD Total:						2,030.97
Vendor: 2900 - KILGORE COMPANIES, LLC						
KILGORE COMPANIES, LLC	09/13/2023	127186	Asphalt for August Repairs	01-220-520210	REPAIR SUPPLIES - WTR R&R	1,100.00
KILGORE COMPANIES, LLC	09/13/2023	127186	Asphalt for August Repairs	01-220-520210	REPAIR SUPPLIES - WTR R&R	279.04
KILGORE COMPANIES, LLC	09/13/2023	127186	Asphalt for August Repairs	01-220-520210	REPAIR SUPPLIES - WTR R&R	102.50
KILGORE COMPANIES, LLC	09/13/2023	127186	Asphalt for August Repairs	01-220-520210	REPAIR SUPPLIES - WTR R&R	775.99
Vendor 2900 - KILGORE COMPANIES, LLC Total:						2,257.53
Vendor: 2908.1 - KUKER-RANKEN INC						
KUKER-RANKEN INC	09/13/2023	127187	Blue stakes paint	01-330-520240	TOOLS & SUPPLIES - BLUE ST...	672.00
Vendor 2908.1 - KUKER-RANKEN INC Total:						672.00
Vendor: 5126 - LOWTHER WATERS, LINDA						
LOWTHER WATERS, LINDA	09/07/2023	10181	SAFETY LUNCH	01-110-510430	GENERAL ADMINISTRATIVE	127.45
Vendor 5126 - LOWTHER WATERS, LINDA Total:						127.45
Vendor: 3040 - MAGNA WATER CO						
MAGNA WATER CO	09/06/2023	DFT0000842	7200 WEST SEWER	01-110-510591	PAYMENTS TO OTHER GOV ...	194.22

Paid Check Report

Payment Dates: 9/1/2023 - 9/30/2023

Vendor Name	Payment Date	Payment Number	Description (Item)	Account Number	Account Name	Amount
MAGNA WATER CO	09/06/2023	DFT0000842	ORCHARDVIEW SUBDIV	01-110-510591	PAYMENTS TO OTHER GOV ...	1,003.47
MAGNA WATER CO	09/06/2023	DFT0000842	HUNTER VILLAGE PH 16	01-110-510591	PAYMENTS TO OTHER GOV ...	647.40
MAGNA WATER CO	09/06/2023	DFT0000842	MAJESTIC VILLAS PASS-THRU	01-110-510591	PAYMENTS TO OTHER GOV ...	2,654.34
MAGNA WATER CO	09/06/2023	DFT0000842	HUNTER VILLAGE PH 17	01-110-510591	PAYMENTS TO OTHER GOV ...	2,427.75
Vendor 3040 - MAGNA WATER CO Total:						6,927.18
Vendor: 3117 - MCMICHAEL, DERRICK R						
MCMICHAEL, DERRICK R	09/21/2023	10186	TUITION REIMB/REL 121	01-140-510480	TRAINING & EDUCATION - M...	158.00
Vendor 3117 - MCMICHAEL, DERRICK R Total:						158.00
Vendor: 3119.5 - MERCEDES-BENZ VAN CENTER - WARNER						
MERCEDES-BENZ VAN CENTE...	09/13/2023	127188	UNIT #35/DRIVER SIDE SEAT ...	01-260-520210	REPAIR SUPPLIES - BLD/FLT ...	113.90
Vendor 3119.5 - MERCEDES-BENZ VAN CENTER - WARNER Total:						113.90
Vendor: 5281 - MORGAN PAVEMENT						
MORGAN PAVEMENT	09/20/2023	127231	MORGAN PAVEMENT/FIRE H...	01-000-430990	MISC INCOME	1,127.93
Vendor 5281 - MORGAN PAVEMENT Total:						1,127.93
Vendor: 3215 - MOUNTAIN VALLEY MECHANICAL						
MOUNTAIN VALLEY MECHAN...	09/06/2023	127156	2023 2ND QTR HVAC MTN	01-360-510220	BUILDINGS & GROUNDS - SYS...	840.25
MOUNTAIN VALLEY MECHAN...	09/06/2023	127156	WELL #17/HVAC REPAIR	01-350-520210	REPAIR SUPPLIES - OPERATOR	1,999.60
MOUNTAIN VALLEY MECHAN...	09/20/2023	127223	ADMIN BLDG/HVAC MAINTE...	01-360-510220	BUILDINGS & GROUNDS - SYS...	840.25
Vendor 3215 - MOUNTAIN VALLEY MECHANICAL Total:						3,680.10
Vendor: 3225 - MOUNTAIN WEST TRUCK CENTER						
MOUNTAIN WEST TRUCK CE...	09/06/2023	127157	UNIT #26-FUEL PRESSURE SE...	01-260-520210	REPAIR SUPPLIES - BLD/FLT ...	178.64
MOUNTAIN WEST TRUCK CE...	09/13/2023	127190	UNIT #26/DRIVER SIDE DOOR...	01-260-520210	REPAIR SUPPLIES - BLD/FLT ...	94.08
MOUNTAIN WEST TRUCK CE...	09/27/2023	127251	UNIT #26/COOLANT DRAIN P...	01-260-520210	REPAIR SUPPLIES - BLD/FLT ...	62.85
Vendor 3225 - MOUNTAIN WEST TRUCK CENTER Total:						335.57
Vendor: 3210 - MOUNTAINLAND SUPPLY COMPANY						
MOUNTAINLAND SUPPLY C...	09/06/2023	127155	Iperls 1"	01-140-520210	REPAIR SUPPLIES - METER	4,357.16
MOUNTAINLAND SUPPLY C...	09/13/2023	127189	Gaskets for small meters	01-140-520210	REPAIR SUPPLIES - METER	185.23
MOUNTAINLAND SUPPLY C...	09/20/2023	127222	Gaskets for small meters	01-140-520210	REPAIR SUPPLIES - METER	3.47
MOUNTAINLAND SUPPLY C...	09/20/2023	127222	SENSUS 8"-10" CHAMBER C...	01-140-520210	REPAIR SUPPLIES - METER	17.26
MOUNTAINLAND SUPPLY C...	09/27/2023	127250	Gaskets for small meters	01-140-520210	REPAIR SUPPLIES - METER	0.87
MOUNTAINLAND SUPPLY C...	09/27/2023	127250	O-rind and Dock station	01-140-520210	REPAIR SUPPLIES - METER	363.07
Vendor 3210 - MOUNTAINLAND SUPPLY COMPANY Total:						4,927.06
Vendor: 3242 - NARTEH, VICTOR N						
NARTEH, VICTOR N	09/28/2023	10188	MEALS,MILEAGE/CHMBR WE...	01-340-510480	TRAINING & EDUCATION - E...	111.32
Vendor 3242 - NARTEH, VICTOR N Total:						111.32
Vendor: 3272 - NELSON BROS CONSTRUCTION CO						
NELSON BROS CONSTRUCTI...	09/20/2023	127224	RETENTION/20B - PMT NO 18	01-000-210110	RETAINAGE	-23,806.85
NELSON BROS CONSTRUCTI...	09/20/2023	127224	RETENTION/20B - PMT NO 18	01-340-520920	INFRASTRUCTURE PURCHAS...	23,806.85
NELSON BROS CONSTRUCTI...	09/20/2023	127224	PMT 18/20B:RUSHTON WTR ...	01-340-520920	INFRASTRUCTURE PURCHAS...	452,330.11
NELSON BROS CONSTRUCTI...	09/20/2023	127224	RETENTION/20B - PMT NO 19	01-000-210110	RETAINAGE	-18,855.46
NELSON BROS CONSTRUCTI...	09/20/2023	127224	PMT 19/20B:RUSHTON WTR ...	01-340-520920	INFRASTRUCTURE PURCHAS...	358,253.73

Paid Check Report

Payment Dates: 9/1/2023 - 9/30/2023

Vendor Name	Payment Date	Payment Number	Description (Item)	Account Number	Account Name	Amount
NELSON BROS CONSTRUCTI...	09/20/2023	127224	RETENTION/20B - PMT NO 19	01-340-520920	INFRASTRUCTURE PURCHAS...	18,855.46
Vendor 3272 - NELSON BROS CONSTRUCTION CO Total:						810,583.84
Vendor: 3254 - NTS MIKEDON, LLC						
NTS MIKEDON, LLC	09/13/2023	127191	HYDRAULIC STRUT PINS	01-220-520240	TOOLS & SUPPLIES - WTR R&R	36.00
NTS MIKEDON, LLC	09/13/2023	127191	72" AXLE BOX WHEEL KIT	01-220-520240	TOOLS & SUPPLIES - WTR R&R	850.00
NTS MIKEDON, LLC	09/13/2023	127191	4 X 5 ALUMINUM SHIELD PA...	01-220-520240	TOOLS & SUPPLIES - WTR R&R	4,225.00
NTS MIKEDON, LLC	09/13/2023	127191	4 X 10 ALUMINUM SHIELD P...	01-220-520240	TOOLS & SUPPLIES - WTR R&R	1,775.00
Vendor 3254 - NTS MIKEDON, LLC Total:						6,886.00
Vendor: 3389.5 - OPTICARE VISION SERVICES						
OPTICARE VISION SERVICES	09/27/2023	127252	SEP 2023 OPTICARE ADJ-EMP...	01-000-220500	HEALTH INSURANCE PAYABLE	10.83
OPTICARE VISION SERVICES	09/27/2023	127252	SEP 2023 OPTICARE ADJ - RO...	01-110-500130	HEALTH INSURANCE - MGMT	0.28
OPTICARE VISION SERVICES	09/27/2023	127252	OPTICARE VISION INS	01-000-220500	HEALTH INSURANCE PAYABLE	412.38
OPTICARE VISION SERVICES	09/27/2023	127252	OPTICARE VISION INS	01-000-220500	HEALTH INSURANCE PAYABLE	423.23
Vendor 3389.5 - OPTICARE VISION SERVICES Total:						846.72
Vendor: 5221 - PEAK ALARM COMPANY, INC.						
PEAK ALARM COMPANY, INC.	09/06/2023	127170	2023 3RD QTR SECURITY M...	01-360-510220	BUILDINGS & GROUNDS - SYS...	867.00
PEAK ALARM COMPANY, INC.	09/27/2023	127258	DOOR CONTROL BUTTONS	01-360-510220	BUILDINGS & GROUNDS - SYS...	150.00
PEAK ALARM COMPANY, INC.	09/27/2023	127258	FALSE ALARM OVERAGES	01-360-510220	BUILDINGS & GROUNDS - SYS...	7.00
Vendor 5221 - PEAK ALARM COMPANY, INC. Total:						1,024.00
Vendor: 3454.1 - Peak Asphalt, LLC						
Peak Asphalt, LLC	09/06/2023	127158	WS 4-11-23 Peak Asphalt	01-220-520210	REPAIR SUPPLIES - WTR R&R	90.00
Vendor 3454.1 - Peak Asphalt, LLC Total:						90.00
Vendor: 3480 - PITNEY BOWES						
PITNEY BOWES	09/13/2023	127192	2023 3RD QTR LEASING	01-130-510420	POSTAGE & MAILING	410.19
Vendor 3480 - PITNEY BOWES Total:						410.19
Vendor: 5263 - POWERTECH CONTROLS CO INC						
POWERTECH CONTROLS CO ...	09/13/2023	127201	New Pioneer WWPS Roxtec ...	01-340-520920	INFRASTRUCTURE PURCHAS...	886.61
Vendor 5263 - POWERTECH CONTROLS CO INC Total:						886.61
Vendor: 3657 - READY MADE CONCRETE						
READY MADE CONCRETE	09/13/2023	DFT0000864	Cement for August Water Sys...	01-220-520210	REPAIR SUPPLIES - WTR R&R	548.50
READY MADE CONCRETE	09/13/2023	DFT0000864	Cement for August Water Sys...	01-220-520210	REPAIR SUPPLIES - WTR R&R	410.00
READY MADE CONCRETE	09/13/2023	DFT0000864	Cement for August Water Sys...	01-220-520210	REPAIR SUPPLIES - WTR R&R	410.00
Vendor 3657 - READY MADE CONCRETE Total:						1,368.50
Vendor: 5261 - RICHARD VILLANUEVA						
RICHARD VILLANUEVA	09/13/2023	127200	#10, #32-CHIPPED WINDSHIE...	01-260-520210	REPAIR SUPPLIES - BLD/FLT ...	75.00
Vendor 5261 - RICHARD VILLANUEVA Total:						75.00
Vendor: 5137 - RIMROCK CONSTRUCTION						
RIMROCK CONSTRUCTION	09/13/2023	127199	RIMROCK CONSTRUCTION/FI...	01-000-430990	MISC INCOME	204.30
Vendor 5137 - RIMROCK CONSTRUCTION Total:						204.30

Paid Check Report

Payment Dates: 9/1/2023 - 9/30/2023

Vendor Name	Payment Date	Payment Number	Description (Item)	Account Number	Account Name	Amount
Vendor: 3792 - ROYCE INDUSTRIES LC						
ROYCE INDUSTRIES LC	09/06/2023	127159	CAR WASH, PRESSURE WASH...01-360-510220		BUILDINGS & GROUNDS - SYS...	164.00
ROYCE INDUSTRIES LC	09/06/2023	127159	CAR WASH, PRESSURE WASH...01-360-510220		BUILDINGS & GROUNDS - SYS...	300.00
Vendor 3792 - ROYCE INDUSTRIES LC Total:						464.00
Vendor: 3796 - RSP SUPPLY, LLC						
RSP SUPPLY, LLC	09/06/2023	127160	CHESTERFIELD/LEVEL PRESS... 01-360-510440		COMPUTER SUPPLIES/EQUI...	1,236.18
Vendor 3796 - RSP SUPPLY, LLC Total:						1,236.18
Vendor: 3804 - RUSHTON, COREY L						
RUSHTON, COREY L	09/14/2023	10184	AIRFARE/WEFTEC 2023	01-105-510480	TRAINING & EDUCATION - B...	481.80
RUSHTON, COREY L	09/28/2023	10189	MEALS/2023 WEFTEC CONF	01-105-510480	TRAINING & EDUCATION - B...	298.00
Vendor 3804 - RUSHTON, COREY L Total:						779.80
Vendor: 5269 - SAFETY-KLEEN SYSTEMS, INC						
SAFETY-KLEEN SYSTEMS, INC	09/27/2023	127259	USED OIL, FUEL, FLUIDS. HA... 01-260-520210		REPAIR SUPPLIES - BLD/FLT ...	1,102.50
Vendor 5269 - SAFETY-KLEEN SYSTEMS, INC Total:						1,102.50
Vendor: 3850 - SALT LAKE CEMENT CUTTING						
SALT LAKE CEMENT CUTTING	09/20/2023	DFT0000867	Cement Cutting for August R... 01-220-520210		REPAIR SUPPLIES - WTR R&R	180.00
SALT LAKE CEMENT CUTTING	09/20/2023	DFT0000867	Cement Cutting for August R... 01-220-520210		REPAIR SUPPLIES - WTR R&R	180.00
SALT LAKE CEMENT CUTTING	09/20/2023	DFT0000867	Cement Cutting for August R... 01-220-520210		REPAIR SUPPLIES - WTR R&R	180.00
SALT LAKE CEMENT CUTTING	09/20/2023	DFT0000867	Cement Cutting for August R... 01-220-520210		REPAIR SUPPLIES - WTR R&R	180.00
SALT LAKE CEMENT CUTTING	09/20/2023	DFT0000867	Cement Cutting for August R... 01-220-520210		REPAIR SUPPLIES - WTR R&R	180.00
SALT LAKE CEMENT CUTTING	09/20/2023	DFT0000867	Cement Cutting for August R... 01-220-520210		REPAIR SUPPLIES - WTR R&R	180.00
Vendor 3850 - SALT LAKE CEMENT CUTTING Total:						1,080.00
Vendor: 2444 - SALT LAKE VALLEY CHEVROLET						
SALT LAKE VALLEY CHEVROL...	09/06/2023	127151	Unit #14 - Transmission Filter,..01-260-520210		REPAIR SUPPLIES - BLD/FLT ...	93.00
SALT LAKE VALLEY CHEVROL...	09/06/2023	127151	UNIT #47-BATTERY,FUEL INJ... 01-260-520210		REPAIR SUPPLIES - BLD/FLT ...	320.00
SALT LAKE VALLEY CHEVROL...	09/06/2023	127151	UNIT #47-BATTERY,FUEL INJ... 01-260-520210		REPAIR SUPPLIES - BLD/FLT ...	69.77
SALT LAKE VALLEY CHEVROL...	09/27/2023	127244	UNIT #2/Pitman and idler ar... 01-260-520210		REPAIR SUPPLIES - BLD/FLT ...	240.39
Vendor 2444 - SALT LAKE VALLEY CHEVROLET Total:						723.16
Vendor: 3890 - SALT LAKE VALLEY LANDFILL						
SALT LAKE VALLEY LANDFILL	09/13/2023	127193	CLEAN FILL/LANDFILL	01-220-520210	REPAIR SUPPLIES - WTR R&R	1,734.80
Vendor 3890 - SALT LAKE VALLEY LANDFILL Total:						1,734.80
Vendor: 3950 - SELECTHEALTH						
SELECTHEALTH	09/06/2023	127161	RETIREE HEALTH INS	01-110-500130	HEALTH INSURANCE - MGMT	8,927.00
SELECTHEALTH	09/06/2023	127161	NEW EMPLOYEE HEALTH INS...	01-130-500130	HEALTH INSURANCE - CUST S...	1,751.30
SELECTHEALTH	09/06/2023	127161	TERM EMPLOYEE HEALTH INS...	01-140-500130	HEALTH INSURANCE - METERS	-599.80
SELECTHEALTH	09/06/2023	127161	NEW EMPLOYEE HEALTH INS...	01-240-500130	HEALTH INSURANCE - WW ...	-875.65
SELECTHEALTH	09/06/2023	127161	HEALTH INS FAM. SELECT M...	01-000-220500	HEALTH INSURANCE PAYABLE	49,912.05
SELECTHEALTH	09/06/2023	127161	SINGLE SELECT MED	01-000-220500	HEALTH INSURANCE PAYABLE	4,198.60
SELECTHEALTH	09/06/2023	127161	HEALTH INS FAM. SELECT M...	01-000-220500	HEALTH INSURANCE PAYABLE	50,787.70
SELECTHEALTH	09/06/2023	127161	SINGLE SELECT MED	01-000-220500	HEALTH INSURANCE PAYABLE	4,198.60
Vendor 3950 - SELECTHEALTH Total:						118,299.80

Paid Check Report

Payment Dates: 9/1/2023 - 9/30/2023

Vendor Name	Payment Date	Payment Number	Description (Item)	Account Number	Account Name	Amount
Vendor: 3952 - SEMI SERVICE INC						
SEMI SERVICE INC	09/27/2023	127253	UNIT #26/Tarp Bar Assembly	01-260-520210	REPAIR SUPPLIES - BLD/FLT ...	1,462.62
Vendor 3952 - SEMI SERVICE INC Total:						1,462.62
Vendor: 4000 - SILVER SPUR CONSTRUCTION						
SILVER SPUR CONSTRUCTION	09/20/2023	127225	Redwood Road Water Constr...	01-340-520920	INFRASTRUCTURE PURCHAS...	737,972.75
SILVER SPUR CONSTRUCTION	09/20/2023	127225	RETENTION/20A&20I - PMT ...	01-000-210110	RETAINAGE	-36,898.64
Vendor 4000 - SILVER SPUR CONSTRUCTION Total:						701,074.11
Vendor: 5277 - SKY VIEW CON. LLC						
SKY VIEW CON. LLC	09/13/2023	127205	SKY VIEW CON/FIRE HYDRAN...	01-000-430990	MISC INCOME	658.57
Vendor 5277 - SKY VIEW CON. LLC Total:						658.57
Vendor: 4060 - SKYLINE ELECTRIC COMPANY						
SKYLINE ELECTRIC COMPANY	09/06/2023	127162	WWPS_Pleasant Valley Pump...	01-350-520210	REPAIR SUPPLIES - OPERATOR	10,627.56
Vendor 4060 - SKYLINE ELECTRIC COMPANY Total:						10,627.56
Vendor: 4248 - STREAMLINE						
STREAMLINE	09/06/2023	127163	SEP 2023 WEBSITE HOSTING	01-360-510440	COMPUTER SUPPLIES/EQUI...	1,080.00
Vendor 4248 - STREAMLINE Total:						1,080.00
Vendor: 5279 - SUMMIT FIRE & SECURITY						
SUMMIT FIRE & SECURITY	09/20/2023	127230	ANNUAL FIRE ALARM MONI...	01-360-510220	BUILDINGS & GROUNDS - SYS...	720.00
Vendor 5279 - SUMMIT FIRE & SECURITY Total:						720.00
Vendor: 4281 - SUNRISE ENGINEERING, INC.						
SUNRISE ENGINEERING, INC.	09/20/2023	127226	23C Well no. 1 Chlorinator - ...	01-340-520920	INFRASTRUCTURE PURCHAS...	797.50
Vendor 4281 - SUNRISE ENGINEERING, INC. Total:						797.50
Vendor: 4350 - THE DATA CENTER						
THE DATA CENTER	09/13/2023	127194	AUG 2023 FULL SRVC PRINTI...	01-130-510420	POSTAGE & MAILING	2,843.45
THE DATA CENTER	09/13/2023	127194	AUG 2023 POSTAGE & HAND...	01-130-510420	POSTAGE & MAILING	9,864.52
Vendor 4350 - THE DATA CENTER Total:						12,707.97
Vendor: 4405 - THOMAS PETROLEUM						
THOMAS PETROLEUM	09/13/2023	127195	THE PLANT-800 GALLONS DI...	01-260-510230	VEHICLE FUEL - BLD/FLT MAI...	37.52
THOMAS PETROLEUM	09/13/2023	127195	FUEL SURCHARGE/EXCISE TAX	01-260-510230	VEHICLE FUEL - BLD/FLT MAI...	315.84
THOMAS PETROLEUM	09/13/2023	127195	THE PLANT-800 GALLONS DI...	01-260-510230	VEHICLE FUEL - BLD/FLT MAI...	3,360.00
THOMAS PETROLEUM	09/13/2023	127195	800 GALLONS OF FUEL FOR ...	01-260-510230	VEHICLE FUEL - BLD/FLT MAI...	3,010.67
THOMAS PETROLEUM	09/13/2023	127195	FUEL SURCHARGE/EXCISE TAX	01-260-510230	VEHICLE FUEL - BLD/FLT MAI...	282.14
Vendor 4405 - THOMAS PETROLEUM Total:						7,006.17
Vendor: 4454 - TRAFFIC SAFETY RENTALS						
TRAFFIC SAFETY RENTALS	09/06/2023	127164	Traffic Sign Rentals For Repai...	01-220-520210	REPAIR SUPPLIES - WTR R&R	462.82
TRAFFIC SAFETY RENTALS	09/06/2023	127164	Traffic Sign Rentals For Repai...	01-220-520210	REPAIR SUPPLIES - WTR R&R	275.64
TRAFFIC SAFETY RENTALS	09/06/2023	127164	Traffic Sign Rentals For Repai...	01-220-520210	REPAIR SUPPLIES - WTR R&R	613.76
TRAFFIC SAFETY RENTALS	09/27/2023	127254	Signs for WVC requirements	01-210-510490	SAFETY EXPENSE	868.30
Vendor 4454 - TRAFFIC SAFETY RENTALS Total:						2,220.52

Paid Check Report

Payment Dates: 9/1/2023 - 9/30/2023

Vendor Name	Payment Date	Payment Number	Description (Item)	Account Number	Account Name	Amount
Vendor: 4455 - TRAILBLAZER CONTROLS CORP						
TRAILBLAZER CONTROLS CO...	09/13/2023	127196	WELL #12,17/REPLACEMENT...	01-360-510440	COMPUTER SUPPLIES/EQUI...	1,372.00
Vendor 4455 - TRAILBLAZER CONTROLS CORP Total:						1,372.00
Vendor: 5213 - TRUCKPRO HOLDING COMPANY						
TRUCKPRO HOLDING COMP...	09/27/2023	127257	UNIT #58/PTO, WATER PUMP	01-260-520210	REPAIR SUPPLIES - BLD/FLT ...	724.23
TRUCKPRO HOLDING COMP...	09/27/2023	127257	UNIT #58/PTO, WATER PUMP	01-260-520210	REPAIR SUPPLIES - BLD/FLT ...	1,102.80
TRUCKPRO HOLDING COMP...	09/27/2023	127257	UNIT #58/PTO, WATER PUMP	01-260-520210	REPAIR SUPPLIES - BLD/FLT ...	598.29
TRUCKPRO HOLDING COMP...	09/27/2023	127257	UNIT #58/PTO, WATER PUMP	01-260-520210	REPAIR SUPPLIES - BLD/FLT ...	-839.99
Vendor 5213 - TRUCKPRO HOLDING COMPANY Total:						1,585.33
Vendor: 4510 - UNITED PARCEL SERVICE						
UNITED PARCEL SERVICE	09/27/2023	DFT0000888	SHIPPING/METERS	01-140-520210	REPAIR SUPPLIES - METER	12.05
Vendor 4510 - UNITED PARCEL SERVICE Total:						12.05
Vendor: 0001 - US TREASURY						
US TREASURY	09/14/2023	DFT0000861	MEDICARE WITHHOLDING	01-000-230100	FEDERAL W/H & MEDICARE ...	6,522.76
US TREASURY	09/14/2023	DFT0000862	FEDERAL WITHHOLDING	01-000-230100	FEDERAL W/H & MEDICARE ...	19,569.24
US TREASURY	09/28/2023	DFT0000885	MEDICARE WITHHOLDING	01-000-230100	FEDERAL W/H & MEDICARE ...	6,214.02
US TREASURY	09/28/2023	DFT0000886	FEDERAL WITHHOLDING	01-000-230100	FEDERAL W/H & MEDICARE ...	18,403.98
Vendor 0001 - US TREASURY Total:						50,710.00
Vendor: 4596 - UTAH DEPT WORKFORCE SERVICES						
UTAH DEPT WORKFORCE SE...	09/20/2023	127227	R 6-910392-0/AUG 2023	01-110-500180	STATE UNEMPLOYMENT - M...	3,115.92
Vendor 4596 - UTAH DEPT WORKFORCE SERVICES Total:						3,115.92
Vendor: 4620 - UTAH LOCAL GOVERNMENTS TRUST						
UTAH LOCAL GOVERNMENTS...	09/20/2023	127228	20120-PROPERTY/BUILDING ...	01-110-510450	GENERAL INSURANCE	11,522.62
Vendor 4620 - UTAH LOCAL GOVERNMENTS TRUST Total:						11,522.62
Vendor: 4640 - UTAH RETIREMENT SYSTEMS						
UTAH RETIREMENT SYSTEMS	09/14/2023	DFT0000843	TIER 2 DEFINED CONTRIBUTI...	01-000-220400	RETIREMENT CONTRIB PAYA...	1,606.58
UTAH RETIREMENT SYSTEMS	09/14/2023	DFT0000844	TIER 2 HYBRID CONTRIBUTI...	01-000-220400	RETIREMENT CONTRIB PAYA...	14,269.66
UTAH RETIREMENT SYSTEMS	09/14/2023	DFT0000845	457 CONTRIBUTION %	01-000-220400	RETIREMENT CONTRIB PAYA...	234.77
UTAH RETIREMENT SYSTEMS	09/14/2023	DFT0000846	457 CONTRIBUTION AMOUNT	01-000-220400	RETIREMENT CONTRIB PAYA...	75.00
UTAH RETIREMENT SYSTEMS	09/14/2023	DFT0000847	457 CONTRIB - BOARD	01-000-220400	RETIREMENT CONTRIB PAYA...	103.34
UTAH RETIREMENT SYSTEMS	09/14/2023	DFT0000848	457 CONTRIB - TIER 2	01-000-220400	RETIREMENT CONTRIB PAYA...	51.67
UTAH RETIREMENT SYSTEMS	09/14/2023	DFT0000851	401(K) \$ TIER 2 EMP CONTRIB	01-000-220400	RETIREMENT CONTRIB PAYA...	40.00
UTAH RETIREMENT SYSTEMS	09/14/2023	DFT0000852	TIER 2 DC 401K	01-000-220400	RETIREMENT CONTRIB PAYA...	2,595.44
UTAH RETIREMENT SYSTEMS	09/14/2023	DFT0000854	TIER 2 HYBRID 401K	01-000-220400	RETIREMENT CONTRIB PAYA...	160.43
UTAH RETIREMENT SYSTEMS	09/14/2023	DFT0000857	TIER 2 ROTH IRA CONTRIB A...	01-000-220400	RETIREMENT CONTRIB PAYA...	590.00
UTAH RETIREMENT SYSTEMS	09/14/2023	DFT0000858	ROTH IRA CONTRIBUTION A...	01-000-220400	RETIREMENT CONTRIB PAYA...	430.00
UTAH RETIREMENT SYSTEMS	09/14/2023	DFT0000859	TIER 2 - 457 CONTRIB	01-000-220400	RETIREMENT CONTRIB PAYA...	5.00
UTAH RETIREMENT SYSTEMS	09/14/2023	DFT0000860	UT STATE RET CONTRIBUTION	01-000-220400	RETIREMENT CONTRIB PAYA...	19,610.90
UTAH RETIREMENT SYSTEMS	09/28/2023	DFT0000869	TIER 2 DEFINED CONTRIBUTI...	01-000-220400	RETIREMENT CONTRIB PAYA...	1,696.95
UTAH RETIREMENT SYSTEMS	09/28/2023	DFT0000870	TIER 2 HYBRID CONTRIBUTI...	01-000-220400	RETIREMENT CONTRIB PAYA...	13,247.61
UTAH RETIREMENT SYSTEMS	09/28/2023	DFT0000871	457 CONTRIBUTION %	01-000-220400	RETIREMENT CONTRIB PAYA...	233.64
UTAH RETIREMENT SYSTEMS	09/28/2023	DFT0000872	457 CONTRIBUTION AMOUNT	01-000-220400	RETIREMENT CONTRIB PAYA...	75.00

Paid Check Report

Payment Dates: 9/1/2023 - 9/30/2023

Vendor Name	Payment Date	Payment Number	Description (Item)	Account Number	Account Name	Amount
UTAH RETIREMENT SYSTEMS	09/28/2023	DFT0000875	401(K) \$ TIER 2 EMP CONTRIB	01-000-220400	RETIREMENT CONTRIB PAYA...	40.00
UTAH RETIREMENT SYSTEMS	09/28/2023	DFT0000876	TIER 2 DC 401K	01-000-220400	RETIREMENT CONTRIB PAYA...	2,784.08
UTAH RETIREMENT SYSTEMS	09/28/2023	DFT0000878	TIER 2 HYBRID 401K	01-000-220400	RETIREMENT CONTRIB PAYA...	148.96
UTAH RETIREMENT SYSTEMS	09/28/2023	DFT0000881	TIER 2 ROTH IRA CONTRIB A...	01-000-220400	RETIREMENT CONTRIB PAYA...	440.00
UTAH RETIREMENT SYSTEMS	09/28/2023	DFT0000882	ROTH IRA CONTRIBUTION A...	01-000-220400	RETIREMENT CONTRIB PAYA...	430.00
UTAH RETIREMENT SYSTEMS	09/28/2023	DFT0000883	TIER 2 - 457 CONTRIB	01-000-220400	RETIREMENT CONTRIB PAYA...	5.00
UTAH RETIREMENT SYSTEMS	09/28/2023	DFT0000884	UT STATE RET CONTRIBUTION	01-000-220400	RETIREMENT CONTRIB PAYA...	19,354.91
Vendor 4640 - UTAH RETIREMENT SYSTEMS Total:						78,228.94
Vendor: 4650 - UTAH STATE TAX COMMISSION						
UTAH STATE TAX COMMISSI...	09/12/2023	127172	STATE WITHHOLDING	01-000-230200	STATE W/H PAYABLE	10,755.95
UTAH STATE TAX COMMISSI...	09/12/2023	127172	STATE WITHHOLDING	01-000-230200	STATE W/H PAYABLE	10,109.40
UTAH STATE TAX COMMISSI...	09/12/2023	127172	STATE WITHHOLDING	01-000-230200	STATE W/H PAYABLE	10,184.88
Vendor 4650 - UTAH STATE TAX COMMISSION Total:						31,050.23
Vendor: 4693 - UTOPIA						
UTOPIA	09/13/2023	127197	SEP 2023 FIBER OPTICS	01-360-510470	TELEPHONE	1,200.00
Vendor 4693 - UTOPIA Total:						1,200.00
Vendor: 5136 - VANCON INC						
VANCON INC	09/06/2023	127167	PMT #6/20D:KENT BOOSTER ...	01-340-520920	INFRASTRUCTURE PURCHAS...	651,058.70
VANCON INC	09/06/2023	127167	RETENTION/20D - PMT NO 6	01-000-210110	RETAINAGE	-32,552.94
Vendor 5136 - VANCON INC Total:						618,505.76
Vendor: 4704 - VERIZON WIRELESS						
VERIZON WIRELESS	09/20/2023	DFT0000868	Verizon Wireless Services	01-360-510470	TELEPHONE	1,437.72
Vendor 4704 - VERIZON WIRELESS Total:						1,437.72
Vendor: 5178 - VOYA RETIREMENT INSURANCE AND ANNUITY COMPANY						
VOYA RETIREMENT INSURAN...	09/14/2023	DFT0000849	401(K) CONTRIBUTIONS	01-000-220400	RETIREMENT CONTRIB PAYA...	22.00
VOYA RETIREMENT INSURAN...	09/14/2023	DFT0000850	401(K) CONTRIBUTIONS	01-000-220400	RETIREMENT CONTRIB PAYA...	26,652.98
VOYA RETIREMENT INSURAN...	09/14/2023	DFT0000855	401(K) LOAN PAYMENT	01-000-220400	RETIREMENT CONTRIB PAYA...	1,531.51
VOYA RETIREMENT INSURAN...	09/14/2023	DFT0000856	401(K) LOAN PAYMENT	01-000-220400	RETIREMENT CONTRIB PAYA...	646.93
VOYA RETIREMENT INSURAN...	09/28/2023	DFT0000873	401(K) CONTRIBUTIONS	01-000-220400	RETIREMENT CONTRIB PAYA...	22.00
VOYA RETIREMENT INSURAN...	09/28/2023	DFT0000874	401(K) CONTRIBUTIONS	01-000-220400	RETIREMENT CONTRIB PAYA...	25,566.55
VOYA RETIREMENT INSURAN...	09/28/2023	DFT0000879	401(K) LOAN PAYMENT	01-000-220400	RETIREMENT CONTRIB PAYA...	1,531.51
VOYA RETIREMENT INSURAN...	09/28/2023	DFT0000880	401(K) LOAN PAYMENT	01-000-220400	RETIREMENT CONTRIB PAYA...	646.93
Vendor 5178 - VOYA RETIREMENT INSURANCE AND ANNUITY COMPANY Total:						56,620.41
Vendor: 5271 - WATER SYSTEMS ENGINEERING, INC.						
WATER SYSTEMS ENGINEERI...	09/13/2023	127202	WELL REHABILITATION REC...	01-340-510520	PROFESSIONAL CONSULTING ..	7,700.00
Vendor 5271 - WATER SYSTEMS ENGINEERING, INC. Total:						7,700.00
Vendor: 4800 - WATERFORD SERVICES, LLC.						
WATERFORD SERVICES, LLC.	09/06/2023	127165	CHLORINE PUMPS SPARE PA...	01-350-520210	REPAIR SUPPLIES - OPERATOR	115.02
Vendor 4800 - WATERFORD SERVICES, LLC. Total:						115.02
Vendor: 4880 - WEST VALLEY CITY						
WEST VALLEY CITY	09/13/2023	DFT0000865	AUG 2023 STRMWTR/ST LIG...	01-110-510460	UTILITIES - MGMT	783.00

Well Rehab Recommendations for Wells #1, 8, 15, 16, 17

Paid Check Report

Payment Dates: 9/1/2023 - 9/30/2023

Vendor Name	Payment Date	Payment Number	Description (Item)	Account Number	Account Name	Amount
WEST VALLEY CITY	09/13/2023	DFT0000865	AUG 2023 STRMWTR/ST LIG...	01-230-510460	UTILITIES - WTR	465.00
WEST VALLEY CITY	09/13/2023	DFT0000865	AUG 2023 STRMWTR/ST LIG...	01-240-510460	UTILITIES - WW	200.10
Vendor 4880 - WEST VALLEY CITY Total:						1,448.10
Vendor: 4885 - WESTECH FUEL EQUIPMENT						
WESTECH FUEL EQUIPMENT	09/27/2023	127255	The Plant - Fuel hose - 3/4", ...	01-260-510230	VEHICLE FUEL - BLD/FLT MAI...	107.38
Vendor 4885 - WESTECH FUEL EQUIPMENT Total:						107.38
Grand Total:						4,180,322.71

Report Summary

Fund Summary

Fund	Payment Amount
01 - GENERAL FUND	4,180,322.71
Grand Total:	4,180,322.71

Account Summary

Account Number	Account Name	Payment Amount
01-000-210110	RETAINAGE	-134,604.58
01-000-210150	AMEX/MC PAYABLE	23,415.25
01-000-220400	RETIREMENT CONTRIB P...	134,849.35
01-000-220500	HEALTH INSURANCE PA...	116,232.15
01-000-220900	CAFETERIA PLAN PAYAB...	22,554.23
01-000-230100	FEDERAL W/H & MEDIC...	50,710.00
01-000-230200	STATE W/H PAYABLE	31,050.23
01-000-410300	ENGINEERING FEES	1,250.00
01-000-430990	MISC INCOME	3,931.93
01-105-510480	TRAINING & EDUCATION...	779.80
01-110-500130	HEALTH INSURANCE - M...	9,356.18
01-110-500180	STATE UNEMPLOYMENT ...	3,115.92
01-110-510430	GENERAL ADMINISTRAT...	1,782.72
01-110-510450	GENERAL INSURANCE	11,522.62
01-110-510460	UTILITIES - MGMT	783.00
01-110-510480	TRAINING & EDUCATION...	123.97
01-110-510500	LEGAL EXPENSE	5,228.00
01-110-510520	PROFESSIONAL CONSULT..	107.90
01-110-510540	BANKING & BONDING E...	718.34
01-110-510591	PAYMENTS TO OTHER G...	6,927.18
01-120-500130	HEALTH INSURANCE - HR	-0.01
01-120-510480	TRAINING & EDUCATION...	549.00
01-130-500130	HEALTH INSURANCE - C...	1,652.01
01-130-510220	BUILDINGS & GROUNDS -..	2,940.74
01-130-510410	OFFICE SUPPLIES/PRINT...	1,947.61
01-130-510420	POSTAGE & MAILING	13,118.16
01-140-500130	HEALTH INSURANCE - M...	-500.53
01-140-510480	TRAINING & EDUCATION...	158.00
01-140-520210	REPAIR SUPPLIES - METER	5,707.20
01-210-510490	SAFETY EXPENSE	2,876.13
01-220-500130	HEALTH INSURANCE - W...	-0.03
01-220-510480	TRAINING & EDUCATION...	600.00
01-220-520210	REPAIR SUPPLIES - WTR ...	19,123.34
01-220-520240	TOOLS & SUPPLIES - WTR..	8,766.00
01-230-510460	UTILITIES - WTR	510.05

Payroll Taxes and Employee Benefits \$368,292.72

Account Summary

Account Number	Account Name	Payment Amount	
01-230-510480	TRAINING & EDUCATION...	400.00	
01-230-520210	REPAIR SUPPLIES - WTR...	10,024.05	
01-230-520240	TOOLS & SUPPLIES - WTR..	89.82	
01-231-520240	TOOLS & SUPPLIES - WTR..	150.53	
01-231-530270	WATER TESTING FEES	580.75	
01-240-500130	HEALTH INSURANCE - ...	-726.74	
01-240-510460	UTILITIES - WW	200.10	
01-240-510480	TRAINING & EDUCATION...	1,250.00	
01-240-520210	REPAIR SUPPLIES - WW ...	1,843.57	
01-240-520240	TOOLS & SUPPLIES - WW...	4,861.23	
01-260-500130	HEALTH INSURANCE - B...	-0.01	
01-260-510230	VEHICLE FUEL - BLD/FLT...	7,113.55	
01-260-510235	VEHICLE LEASE	3,723.01	
01-260-510910	MACHINERY & EQUIPM...	22,631.43	
01-260-520210	REPAIR SUPPLIES - BLD/F...	10,637.43	
01-260-520240	TOOLS & SUPPLIES - BLD...	572.46	
01-320-500130	HEALTH INSURANCE - S...	-0.01	
01-320-510480	TRAINING & EDUCATION...	175.00	
01-330-520240	TOOLS & SUPPLIES - BLU...	1,276.44	
01-340-500130	HEALTH INSURANCE - E...	-0.01	
01-340-510480	TRAINING & EDUCATION...	1,361.32	
01-340-510520	PROFESSIONAL CONSULT..	8,721.00	
01-340-520920	INFRASTRUCTURE PURC...	2,794,380.72	Infrastructure \$2,659,776.14
01-350-500130	HEALTH INSURANCE - O...	-0.01	
01-350-520210	REPAIR SUPPLIES - OPER...	14,771.57	
01-350-520240	TOOLS & SUPPLIES - OPE...	93.26	
01-360-510220	BUILDINGS & GROUNDS -..	4,951.08	
01-360-510440	COMPUTER SUPPLIES/E...	7,311.10	
01-360-510470	TELEPHONE	5,552.74	
01-400-580310	FACILITY OPERATION - C...	512,033.93	
01-400-580320	PROJECT BETTERMENTS-...	21,385.08	
01-400-580340	PRETREATMENT FIELD - ...	33,700.03	Central Valley Water \$931,095.50
01-400-580350	LABORATORY - C.V.	30,508.80	
01-400-580380	CVW DEBT SERVICE	333,467.63	
	Grand Total:	4,180,322.71	

Project Account Summary

Project Account Key	Payment Amount
None	1,385,941.99
20BCONSTMGMT	75,317.62
20BCONSTRUCTION	853,246.15

Project Account Summary

Project Account Key	Payment Amount	
20DCONSTRUCTION	651,058.70	
20ECONSTRUCTION	29,067.53	
20ICONSTMGMT	1,820.50	
20ICONSTRUCTION	737,972.75	
21FCONTRACT	2,790.00	
21JCONSTMGMTAMDMTS	1,422.90	
21JCONSTRUCTION	492.20	
22DCHANGEORDERS	108,385.00	
22DCONSTRUCTION	313,248.00	
22DPI	3,724.50	
22FDESIGN	9,318.12	
23CCONSTMGMT	797.50	
23G Design	3,461.75	
23LDESIGN	2,257.50	
Grand Total:	4,180,322.71	% of Total
Infrastructure	\$ 2,659,776.14	64%
Central Valley Water	\$ 931,095.50	22%
Payroll Taxes and Employee Benefits	\$ 368,292.72	9%
Other	\$ 221,158.40	5%



Granger-Hunter Improvement District, UT

Bank Transaction Report Transaction Detail

Issued Date Range: 09/01/2023 - 09/30/2023

Cleared Date Range: -

Issued Date	Cleared Date	Number	Description	Module	Status	Type	Amount
Bank Account: 01-000-110100 - CASH - GENERAL CHECKING							
09/14/2023	09/30/2023	2024	2024	Payroll	Cleared	Check	-129.72
09/14/2023	09/30/2023	EFT0000044	Payroll EFT	Payroll	Cleared	EFT	-187,026.19
09/28/2023	09/30/2023	EFT0000045	Payroll EFT	Payroll	Cleared	EFT	-176,998.64
Bank Account 01-000-110100 Total: (3)							-364,154.55
Report Total: (3)							-364,154.55

Summary

Bank Account	Count	Amount
01-000-110100 CASH - GENERAL CHECKING	3	-364,154.55
Report Total:	3	-364,154.55

Cash Account	Count	Amount
01 01-000-110100 CASH - GENERAL CHECKING	3	-364,154.55
Report Total:	3	-364,154.55

Transaction Type	Count	Amount
Check	1	-129.72
EFT	2	-364,024.83
Report Total:	3	-364,154.55



Granger-Hunter Improvement District, UT

Bank Transaction Report Transaction Detail

Issued Date Range: 09/01/2023 - 09/30/2023

Cleared Date Range: -

Issued Date	Number	Description	Module	Type	Amount
Bank Account: 01-000-110100 - CASH - GENERAL CHECKING					
09/07/2023	33691	Marilyn Zimmerman	Utility Billing	Check	-130.92
09/07/2023	33692	Sara Hall	Utility Billing	Check	-61.01
09/07/2023	33693	David Sokol	Utility Billing	Check	-20.20
09/07/2023	33694	Robert L Sagendorf	Utility Billing	Check	-86.72
09/07/2023	33695	Viking Shield LLC	Utility Billing	Check	-85.53
09/07/2023	33696	Nathan Turner	Utility Billing	Check	-33.80
09/07/2023	33697	Megan Bramble	Utility Billing	Check	-267.38
09/07/2023	33698	Markinvest Enterprises LLC	Utility Billing	Check	-59.69
09/07/2023	33699	Edward W Naylor Jr.	Utility Billing	Check	-106.67
09/14/2023	33700	Tru Real Estate Investments	Utility Billing	Check	-6.65
09/14/2023	33701	Shauna Trimm	Utility Billing	Check	-290.21
09/14/2023	33702	Vicki Evans	Utility Billing	Check	-100.00
09/20/2023	33703	Thanh Huong Wang	Utility Billing	Check	-70.44
09/20/2023	33704	Richard Black	Utility Billing	Check	-69.22
09/20/2023	33705	Joseph Brady	Utility Billing	Check	-33.80
09/20/2023	33706	American Homes 4 Rent	Utility Billing	Check	-36.11
09/20/2023	33707	Shellie Green	Utility Billing	Check	-77.43
09/20/2023	33708	Stephanie Anderson	Utility Billing	Check	-93.25
09/20/2023	33709	Chaitanya Sankranthi	Utility Billing	Check	-276.43
09/20/2023	33710	Kevin Prieto	Utility Billing	Check	-169.57
09/20/2023	33711	Jaclyn Bradford	Utility Billing	Check	-79.03
09/20/2023	33712	Amaar Ashraf	Utility Billing	Check	-332.45
09/20/2023	33713	Gina Pizana	Utility Billing	Check	-39.68
09/20/2023	33714	Tan Chau	Utility Billing	Check	-196.20
09/20/2023	33715	Ruby L Stokes	Utility Billing	Check	-81.26
09/20/2023	33716	Mayra G Amaro-Rodriguez	Utility Billing	Check	-190.65
09/20/2023	33717	Rebecca C Bacon	Utility Billing	Check	-68.22
09/20/2023	33718	Timothy Graham	Utility Billing	Check	-100.00
09/20/2023	33719	Karla Rivera	Utility Billing	Check	-78.76
09/20/2023	33720	Trisha Jones	Utility Billing	Check	-19.28
09/20/2023	33721	Marathon Property Management	Utility Billing	Check	-77.35
09/20/2023	33722	Edith C Winder	Utility Billing	Check	-217.23
09/20/2023	33723	Jacek Wojtalewicz	Utility Billing	Check	-41.03
09/20/2023	33724	Elizabeth Carroll	Utility Billing	Check	-114.19
09/20/2023	33725	Ramon Luna	Utility Billing	Check	-100.00
09/20/2023	33726	Glenn W Thomson	Utility Billing	Check	-143.91

Bank Transaction Report

Issued Date Range: -

Issued

Date	Number	Description	Module	Type	Amount
09/20/2023	33727	Raymond Wolters	Utility Billing	Check	-100.00
09/20/2023	33728	Veronica Flores	Utility Billing	Check	-161.05
09/20/2023	33729	Alex Glaittli	Utility Billing	Check	-106.36
09/20/2023	33730	Willie J Garcia	Utility Billing	Check	-21.83
09/20/2023	33731	Dustin Ricks	Utility Billing	Check	-60.06
09/20/2023	33732	Gemma Fajardo	Utility Billing	Check	-52.35
09/20/2023	33733	Scott Watson	Utility Billing	Check	-57.39
09/20/2023	33734	Peggy Ann Wright	Utility Billing	Check	-59.56
09/20/2023	33735	Jerald M Larson	Utility Billing	Check	-262.49
09/20/2023	33736	Blanche Loyola	Utility Billing	Check	-58.63
09/20/2023	33737	Kathy Wagner	Utility Billing	Check	-167.02
09/20/2023	33738	Van Pham	Utility Billing	Check	-48.35
09/20/2023	33739	Lu Ann Halford	Utility Billing	Check	-63.01
09/20/2023	33740	Pamala Ferguson	Utility Billing	Check	-29.54
09/20/2023	33741	Kenneth E Bennett	Utility Billing	Check	-180.00
09/20/2023	33742	Katherine Bowman	Utility Billing	Check	-15.73
09/20/2023	33743	Lorraine Holman	Utility Billing	Check	-19.07
09/20/2023	33744	Beverly George	Utility Billing	Check	-48.06
09/20/2023	33745	Caleb L Scott	Utility Billing	Check	-95.01
09/20/2023	33746	Wilheim Schroeder	Utility Billing	Check	-199.82
09/20/2023	33747	Erika Lapiers	Utility Billing	Check	-37.92
09/20/2023	33748	Karen Norr Cook	Utility Billing	Check	-107.22
09/20/2023	33749	Realtor Betty Jo	Utility Billing	Check	-16.10
09/20/2023	33750	UDOT	Utility Billing	Check	-75.44
09/20/2023	33751	HI Utah Properties LLC	Utility Billing	Check	-53.21
09/20/2023	33752	Kyle M Harris	Utility Billing	Check	-100.00
09/20/2023	33753	Emigration Consulting	Utility Billing	Check	-64.79
09/20/2023	33754	Phillip Wiley	Utility Billing	Check	-175.24
09/20/2023	33755	Christian Kenworthy	Utility Billing	Check	-41.95
09/20/2023	33756	Melvin J Teasdale	Utility Billing	Check	-56.95
09/20/2023	33757	Opendoor Labs Inc	Utility Billing	Check	-143.57
09/20/2023	33758	NESI VENTURES LLC	Utility Billing	Check	-180.71
09/20/2023	33759	The Boss at Deer Hollow LLC	Utility Billing	Check	-205.51
09/20/2023	33760	Bruce Ronald Johnson Sr.	Utility Billing	Check	-242.67
09/20/2023	33761	Terica Savas Caldwell	Utility Billing	Check	-61.60
09/20/2023	33762	Shift Investments LLC	Utility Billing	Check	-68.10
09/20/2023	33763	Paulino M Batalla	Utility Billing	Check	-140.00
09/20/2023	33764	Son K Duong	Utility Billing	Check	-12.24
09/20/2023	33765	Holly I Coy	Utility Billing	Check	-62.02
09/20/2023	33766	Perla Lizeth Duenas-Ruiz	Utility Billing	Check	-94.42
09/20/2023	33767	Donna Thayer	Utility Billing	Check	-142.10
09/20/2023	33768	Jamie Hunsaker	Utility Billing	Check	-488.26
09/20/2023	33769	Utah Home Sweet Home LLC	Utility Billing	Check	-86.05

Bank Transaction Report

Issued Date Range: -

Issued

Date	Number	Description	Module	Type	Amount
09/20/2023	33770	Mario Aquino	Utility Billing	Check	-229.58
09/20/2023	33771	Maria Delores Perez	Utility Billing	Check	-7.84
09/20/2023	33772	Ildefonso Acosta Sanchez	Utility Billing	Check	-44.72
09/28/2023	33773	Calvin Dabandons	Utility Billing	Check	-100.00
09/28/2023	33774	Lisa Briggs	Utility Billing	Check	-54.49
09/28/2023	33775	Saad Malik	Utility Billing	Check	-47.10
09/28/2023	33776	Jose F Zelaya	Utility Billing	Check	-386.00
09/28/2023	33777	Jacob H Vanderwekken	Utility Billing	Check	-35.34
09/28/2023	33778	Comcast Of Utah Ii Inc.	Utility Billing	Check	-1,317.03
09/28/2023	33779	Steve Rice	Utility Billing	Check	-93.87
09/28/2023	33780	Marcia Millen	Utility Billing	Check	-46.66
09/28/2023	33781	Zachary Heart	Utility Billing	Check	-134.03
09/28/2023	33782	Seakhong Heang	Utility Billing	Check	-148.64
09/28/2023	33783	Mario Garcia	Utility Billing	Check	-214.28
09/28/2023	33784	Marilyn H Howard Revocable Trust	Utility Billing	Check	-72.15
09/28/2023	33785	Mt Olympus Academy LLC	Utility Billing	Check	-32.08
09/28/2023	33786	Patricia Holland	Utility Billing	Check	-100.00
09/28/2023	33787	Donald L Bird	Utility Billing	Check	-200.00
09/28/2023	33788	Kim Yen Thi Nguyen	Utility Billing	Check	-109.52
09/28/2023	33789	Heath Allread	Utility Billing	Check	-630.00
09/28/2023	33790	S W Souvall Co.	Utility Billing	Check	-1,022.77
Bank Account 01-000-110100 Total: (100)					-13,441.77
Report Total: (100)					-13,441.77

Summary

Bank Account	Count	Amount
01-000-110100 CASH - GENERAL CHECKING	100	-13,441.77
Report Total:	100	-13,441.77

Cash Account	Count	Amount
01 01-000-110100 CASH - GENERAL CHECKING	100	-13,441.77
Report Total:	100	-13,441.77

Transaction Type	Count	Amount
Check	100	-13,441.77
Report Total:	100	-13,441.77



GRANGER-HUNTER
IMPROVEMENT DISTRICT

INFORMATION TECHNOLOGY APPROVAL

October 2023 Board Meeting

2024 Tyler Technologies (Incode V.X)

Budget: \$70,120
2024 Contract: \$64,873.82

Description: Granger-Hunter's annual support and maintenance contract for Incode V.X. Incode V.X was first approved in February, 2021.

Update: Incode V.X is the District's Enterprise Resource Planning (ERP) software. It is used for financial management, HR, revenue management, utility billing, property tax management, reporting & analytics, and capital projects budget tracking.

Approval Requested: Consider approval of a renewal of the Tyler Technologies Incode V.X Contract in the amount of \$64,873.82

Purchase Orders			
Blanket PO Only	<input type="checkbox"/>		
Issued Date	▼		
Total Amount	▼		
Requested By	▼		
Status	▲		
<input type="checkbox"/> Completed			
<input checked="" type="checkbox"/> Outstanding	91		
<input checked="" type="checkbox"/> Partially Received	41		
<input type="checkbox"/> Received			
<input type="checkbox"/> Voided			
<input type="button" value="Clear"/> <input type="button" value="Apply"/>			
Department	▼		
Vendor Set	▼		
<p>14220 • CRUS OIL, INC. • \$1,100.00 Attachments(1) Outstanding: \$1,100.00</p> <p>Issued Date: 10/9/2023 Requested By: Michael Wear Description: SHOP-HYDRAULIC FLUID AND DEF Department: BUILDING/FLEET MAINTENANCE</p> <p>14232 • FLEET PRIDE • \$70.00 Attachments(1) Outstanding: \$70.00</p> <p>Issued Date: 10/9/2023 Requested By: Kyle Dean Description: Tilt Deck Trailer- marker lights and pigtails Department: BUILDING/FLEET MAINTENANCE</p> <p>14230 • MOUNTAIN WEST TRUCK CENTER • \$120.00 Attachments(1) Outstanding: \$120.00</p> <p>Issued Date: 10/5/2023 Requested By: Kyle Dean Description: Unit 20 PTO solenoid Department: BUILDING/FLEET MAINTENANCE</p> <p>14231 • ARIES INDUSTRIES, INC. • \$950.00 Attachments(1) Outstanding: \$950.00</p> <p>Issued Date: 10/5/2023 Requested By: Kyle Dean Description: Unit 31- CCTV Tractor Repair Department: WASTEWATER MAINT</p> <p>14228 • SALT LAKE VALLEY CHEVROLET • \$190.00 Attachments(1) Outstanding: \$190.00</p> <p>Issued Date: 10/4/2023 Requested By: Ricky Neacise Description: Unit #34 - Transmission filter, gasket, and fluid Department: BUILDING/FLEET MAINTENANCE</p>			

47 records found

Number	Name	Type	Type Descrip	Status	Status Descri	Group	Group Descri	Priority	Priority Descri	Category	Category Des	Project Descri	Start Date	Completion D	Manager	Vendor	Actual Budget	Activity Reve	Encumbranc	Res
21F	SCADA MASTER PLAN	FACILITIES	FACILITIES	A	Active	CAPITAL	CAP EX	2	MEDIUM	IT PROJ.EC	VARIOUS I	SCADA SY	1/1/2022	5/31/2024	JUSTIN GA	APOO INC	0.00	0.00	0.00	
20B	RUSHTON WATER TREATMENT PL	WATER	WATER	A	Active	CAPITAL	CAP EX	2	MEDIUM	VERTICAL	WELLS, PU	RUSHTON	1/1/2020	6/30/2024	JEREMY G	J-U-B ENGI	0.00	0.00	0.00	
21D	ERP REPLACEMENT	FACILITIES	FACILITIES	I	Inactive	CAPITAL	CAP EX	2	MEDIUM	IT PROJ.EC	VARIOUS I	ENTERPRI	1/1/2021	12/31/2022	JUSTIN GA	TYLER TE	0.00	0.00	0.00	
20D	KENT PUMP STATION REPLACEME	WATER	WATER	A	Active	CAPITAL	CAP EX	2	MEDIUM	VERTICAL	WELLS, PU	KENT PUM	3/1/2020	12/31/2024	VICTOR NA	VANCON I	0.00	0.00	0.00	
20E	PIONEER WWPS REPLACEMENT	WASTEWATER	WASTEWATER	A	Active	CAPITAL	CAP EX	2	MEDIUM	VERTICAL	WELLS, PU	PIONEER	2/1/2020	12/31/2023	VICTOR NA	BOWEN C	0.00	0.00	0.00	
22C	LAKE PARK & MERRY LANE SUBDI	WATER	WATER	A	Active	CAPITAL	CAP EX	2	MEDIUM	HORIZONTAL	PIPELINES	LAKE PAR	12/1/2021	12/31/2023	VICTOR NA	CRS ENGI	0.00	0.00	0.00	
22D	4100 SOUTH & 4700 SOUTH WATE	WATER	WATER	A	Active	CAPITAL	CAP EX	2	MEDIUM	HORIZONTAL	PIPELINES	4100 SOUT	1/1/2022	9/30/2024	JEREMY G	JONES & D	0.00	0.00	0.00	
21J	HEADQUARTERS LANDSCAPING P	FACILITIES	FACILITIES	A	Active	CAPITAL	CAP EX	2	MEDIUM	FACILITIES	GENERAL	OFFICE CO	8/1/2021	12/31/2023	JEREMY G	J-U-B ENGI	0.00	0.00	0.00	
20A	REDWOOD ROAD SEWERLINE PR	WASTEWATER	WASTEWATER	A	Active	CAPITAL	CAP EX	2	MEDIUM	HORIZONTAL	PIPELINES	REDWOOD	5/1/2021	12/31/2024	VICTOR NA	BOWEN C	0.00	0.00	0.00	
22E	WATER IN-HOUSE PROJECTS	WATER	WATER	S	Suspended	CAPITAL	CAP EX	2	MEDIUM	HORIZONTAL	PIPELINES	WATER SY	1/1/2022	8/31/2023	DUSTIN M	GRANGER	0.00	0.00	0.00	
20I	REDWOOD ROAD WATERLINE PR	WATER	WATER	A	Active	CAPITAL	CAP EX	2	MEDIUM	HORIZONTAL	PIPELINES	REDWOOD	5/1/2021	12/31/2025	VICTOR NA	BOWEN C	0.00	0.00	0.00	
20C	SEWER REHABILITATION PROJEC	WASTEWATER	WASTEWATER	I	Inactive	CAPITAL	CAP EX	2	MEDIUM	HORIZONTAL	PIPELINES	CIPP SEW	11/1/2019	5/31/2022	VICTOR NA	GRANITE I	0.00	0.00	0.00	
20G	BUILDING B ADDITION & REMODEL	FACILITIES	FACILITIES	A	Active	CAPITAL	CAP EX	2	MEDIUM	FACILITIES	GENERAL	BUILDING	7/1/2020	9/30/2023	VICTOR NA	EDA ARCHI	0.00	0.00	0.00	
19C	2200 WEST WATERLINE PROJECT	WATER	WATER	I	Inactive	CAPITAL	CAP EX	2	MEDIUM	HORIZONTAL	PIPELINES	2200 WEST	2/1/2019	12/31/2022	VICTOR NA	FRANSON	0.00	0.00	0.00	
21H	WELL NO. 15 & 16 CHLORINATORS	WATER	WATER	I	Inactive	CAPITAL	CAP EX	2	MEDIUM	VERTICAL	WELLS, PU	WELL NO.	9/1/2021	11/30/2023	JEREMY G	SUNRISE E	0.00	0.00	0.00	
21A	LARGE METER REPLACEMENT PR	WATER	WATER	I	Inactive	CAPITAL	CAP EX	2	MEDIUM	HORIZONTAL	PIPELINES	LARGE ME	4/1/2021	2/28/2023	DAMIEN BL	BECK CON	0.00	0.00	0.00	
21G	MANHOLE COLLAR RECONSTRUC	WASTEWATER	WASTEWATER	I	Inactive	CAPITAL	CAP EX	2	MEDIUM	HORIZONTAL	PIPELINES	MANHOLE	10/1/2021	6/30/2023	JEREMY G		0.00	0.00	0.00	
99A	ACCOUNTING LEDGER RECLASSE	N/A	N/A	A	Active	N/A	N/A	N/A	N/A	N/A	ACCOUNTI	MANHOLE	1/1/2022	12/31/2099	CONTROLL		0.00	0.00	0.00	
22F	RIDGELAND PUMP STATION REPL	WATER	WATER	A	Active	CAPITAL	CAP EX	2	MEDIUM	VERTICAL	WELLS, PU	Reconstruct	4/1/2022	12/31/2024		J-U-B ENGI	0.00	0.00	0.00	



GRANGER-HUNTER
IMPROVEMENT DISTRICT

CAPITAL PROJECTS APPROVALS

October 2023 Board Meeting

CAPITAL PROJECTS APPROVAL

21F: SCADA Upgrades

Capital Project: SCADA Modifications/Upgrades
 Project Budget (2023): \$255,000
 Current Contract: \$194,163.86 (2023)
 Consultant: APCO, Inc.

Project Description:

Upgrades to Pressure Regulating Vaults (PRV's) located at 7200 W 3400 S and 6800 W 3500 S. These upgrades include installing two new control panels at each site. These sites regulate the system pressure between our pressure zones. The project first began in March 2021.

Phase I: Master Plan

Phase II: Hardware & Software Upgrades (Office)

Phase III: Radio Survey

Phase IV: RTU Panel Upgrades

Approval Requested: Consider approval of a Contract Amendment to APCO, Inc. for the 21F: SCADA Upgrades project in the amount of \$82,103.00.



Project Description

SUMMARY & SCOPE

APCO is pleased to provide a proposal for the PRVs at 7200 W 3400 S and 6800 W 3500 S. These upgrades will include fabrication, programming, and commissioning of two new control panels, and radio configuration at each site. The labor and hardware for this project reflect that these sites are similar. APCO's scope is detailed below.

LABOR

- Control panel design
- Control panel fabrication
- Control panel testing
- PLC programming
- OIT programming
- HMI integration
- Onsite installation into existing enclosures
- Commissioning and loop checks
- Radio survey
- Radio configuration

HARDWARE

The hardware below details the hardware for one control panel. APCO will provide two panels containing the following hardware:

- Backplane
- Schneider Electric Momentum PLC (Modicon M340 PLC could be substituted at no added cost which will provide better modularity, a more powerful CPU, and more I/O capability which allows for future expansion)
- Power supply
- UPS
- Radio and antenna
- Other hardware necessary for a complete and functional control panel

