



GRANGER-HUNTER
IMPROVEMENT DISTRICT

**Board Meeting of the
Board of Trustees
June 16, 2026**

January 20, 2026
February 17, 2026
March 24, 2026
April 21, 2026
May 19, 2026
June 16, 2026

July 21, 2026
August 18, 2026
September 15, 2026
October 20, 2026
November 17, 2026
December 15, 2026 (if needed)

GRANGER-HUNTER IMPROVEMENT DISTRICT
ACRONYMS AND ABBREVIATIONS

ACRONYM OR ABBREVIATION	DEFINITION
ACH	Automated Clearing House
AF	Acre-feet or Acre-foot
AMI	Advanced Metering Infrastructure
AMZN	Amazon
A/R	Accounts Receivable
A/P	Accounts Payable
APWA	American Public Works Association
ASR	Aquifer Storage and Recovery
AWWA	American Water Works Association
AWWAIMS	American Water Works Association Intermountain Section
BOD	Biological Oxygen Demand
BRIC	Building Resilient Infrastructure and Communities
CC	Credit Card
CCTV	Closed Circuit Television
CDA	Community Development Area
CFS	Cubic Feet per Second
CFO	Chief Financial Officer
CIP	Construction-in-Process/Capital Improvement Project
COS	Cost-of-Service
CRA	Community Reinvestment Area
CRWUA	Colorado River Water Users Association
CUP	Central Utah Project
CUPCA	Central Utah Project Completion Act
CUWCD	Central Utah Water Conservancy District
CVWRF	Central Valley Water Reclamation Facility
CWP	Central Utah Water Development Project
CWS	Community Water Systems
CWSRF	Clean Water State Revolving Fund
DBP	Disinfection By-product
DDW	Utah Division of Drinking Water
DEQ	Utah Department of Environmental Quality
DNR	Utah Department of Natural Resources
DOI	Department of Interior
DWQ	Utah Division of Water Quality
DWRe	Utah Division of Water Resources
DWRi	Utah Division of Water Rights
EA	Environmental Assessment
EIS	Environmental Impact Statement

EOC	Emergency Operations Center
EMOD	Experience Modification Factor
EMP	Employee
EPA	United States Environmental Protection Agency
ERP	Emergency Response Plan/Enterprise Resource Planning
ERU/ERC	Equivalent Residential Unit/Equivalent Residential Connection
FA	Fixed Assets
FEMA	Federal Emergency Management Agency
FOG's	Fats, Oil, & Grease
FRA	Fraud Risk Assessment
GFOA	Government Finance Officer's Association
GHID	Granger-Hunter Improvement District
GIS	Geographic Information System
gpcd	Gallons per Capita per Day
gpm	Gallons per Minute
GWR	Groundwater Rule
HMI	Human-Machine Interface
HUD	U.S. Department of Housing and Urban Development
HVAC	Heating, Ventilation and Air Conditioning
IAP	Incident Action Plan
IC	Incident Commander
ICS	Incident Command System
IFA	Impact Fee Act
JRC	Jordan River Commission
JIC	Joint Information Center
JVWCD	Jordan Valley Water Conservancy District
KID	Kearns Improvement District
kW	Kilowatt
LOS	Level of Service
MGD	Million Gallons per Day
MG	Million Gallons
mg/L	Milligrams per Liter
MH	Manhole
M&I	Municipal and Industrial
MOU	Memorandum of Understanding
MVC	Mountain View Corridor
MWD	Magna Water District
MWDSLS	Metropolitan Water District of Salt Lake & Sandy
NEPA	National Environmental Policy Act
O&M	Operation and Maintenance
OSHA	Occupational Safety and Health Administration
PIO	Public Information Officer

PM	Preventative Maintenance
POC	Point of Contact
ppm	Parts per Million
Incode/Pro10	Financial ERP Software
OPEB	Post Retirement Benefits
PTIF	Public Treasurers Investment Fund
PVC	Polyvinyl Chloride
R&R	Repair and Replacement
RCP	Reinforced Concrete Pipe
RDA	Redevelopment Agency (Property Taxes)
RFP	Request for Proposal
RFSQ	Request for Statements of Qualifications
RMP	Rocky Mountain Power
RNI	Regional Network Interface (Meters)
RTU	Remote Telemetry Unit
RWAU	Rural Water Association of Utah
SCADA	Supervisory Control and Data Acquisition System
SDWA	Safe Drinking Water Act
SLVHD	Salt Lake Valley Health Department
SO	Safety Officer
SOP	Standard Operating Procedure
SOQ	Statement of Qualification
SRF	State Revolving Fund
SSO	Sanitary Sewer Overflow
SVSD	South Valley Sewer District
TBID	Taylorville Bennion Improvement District
TCR	Total Coliform Rule
TDS	Total Dissolved Solids
TNT	Truth-in-Taxation
TSS	Total Suspended Solids
UASD	Utah Association of Special Districts
UDOT	Utah Department of Transportation
UGFOA	Utah Government Finance Officers Association
USBR	United States Bureau of Reclamation
UTA	Utah Transit Authority
UWCF	Utah Water Conservation Forum
UWUA	Utah Water Users Association
WaterSMART	Sustain and Manage America's Resources for Tomorrow
WBWCD	Weber Basin Water Conservancy District
WVC	West Valley City

THE BOARD OF TRUSTEES OF THE GRANGER-HUNTER IMPROVEMENT DISTRICT

PUBLIC NOTICE is hereby given by the Board of Trustees that Granger-Hunter Improvement District will hold a Board Meeting at 3:00 p.m. on Tuesday, June 16, 2026, at its main office located at 2888 South 3600 West, West Valley City, Utah. Trustees and members of the public are able to attend this meeting in person or electronically through www.ghid.gov.

Agenda

A. GENERAL

1. Call to order – Welcome – Report those present for the record
2. Public Comments
3. Consider approval of the May 19, 2026, Board Meeting Minutes
4. Discuss potential conflicts of interest

B. OUR COMMUNITY

1. Jordan Valley Water Conservancy District Update
2. Central Valley Water Reclamation Facility Update

C. OUR TEAM

D. OUR OPERATIONS

1. Consider approval of Resolution 6-16-26 ADOPTING CERTIFIED PROPERTY TAX RATE FOR TAX YEAR 2026.
2. Review & discuss Financial Report for May 2026
3. Review & discuss Paid Invoice Report for May 2026
4. Consider approval of the District's Property & Casualty and Worker's Compensation Insurance coverage through the Utah Local Governments Trust in the amount of \$385,218.00.
5. Administrative Services Update
6. Water Maintenance Update
7. Wastewater Maintenance Update
8. Operations Update
 - a. Water Supply
9. Capital Projects Update
 - a. Consider approval of construction contract for the construction of the 25A: Pleasant Valley WWPS Project to COP Construction LLC, in the amount of \$6,370,573.00.
 - b. Consider approval of a contract amendment for construction management services with Sunrise Engineers for the 25A: Pleasant Valley WWPS Project in the amount of \$384,800.00.
10. Engineering Department Update

E. CLOSED SESSION

1. Strategy session to discuss pending or reasonably imminent litigation.

F. OUR TEAM

1. Ratification of District Settlement Agreement dated June 11, 2026.

G. BOARD MEMBERS INPUT, REPORTS, FOLLOW-UP ITEMS OR QUESTIONS

H. CALENDAR

1. The next board meeting will be July 21, 2026

MINUTES OF THE GRANGER-HUNTER IMPROVEMENT DISTRICT BOARD MEETING

The Meeting of the Board of Trustees of the Granger-Hunter Improvement District (GHID) was held Tuesday, May 19, 2026, at 3:00 P.M. at the District office located at 2888 S. 3600 W., West Valley City, Utah.

This meeting was conducted electronically in accordance with the Utah Open and Public Meetings Act (Utah Code Ann. (1953) §§ 52-4-1 et seq.) and Chapter 7.12 of the Administrative Policy and Procedures Manual (“Electronic Meetings”).

Trustees Present:

Wayne Watts	Chair
Debra Armstrong	Trustee
Roger Nordgren	Trustee

Staff Members Present:

Jason Helm	General Manager/Treasurer
Todd Marti	Assistant General Manager/District Engineer
Troy Stout	Assistant General Manager/Chief Operating Officer
Ricky Necaie	Director of Wastewater
Victor Narteh	Director of Engineering
Drew Ovard	Director of Water Systems
Michelle Ketchum	Director of Administration
Justin Gallegos	Director of Information Technology
Dakota Cambruzzi	Human Resource Manager
Austin Ballard	Controller/Clerk
Kristy Johnson	Executive Assistant
Dustin Soter	Meters Division Supervisor – <i>Left after presentation</i>
Shawn Ellis	Water Systems Division Manager – <i>Left after presentation</i>
Adam Spackman	System Admin – <i>Electronically</i>
Darcy Brantly	Accountant – <i>Electronically</i>
Michael Wear	Fleet Division Supervisor – <i>Electronically</i>
Teresa Higgs	Customer Service - <i>Electronically</i>

Also Present:

Steve Rowley	K & C, LLC – <i>Left after presentation</i>
Jill Flygare	Utah Water Ways – <i>Left after presentation</i>
Mark Stiefel	WVC Resident – <i>Left meeting at 5:02 pm.</i>

A copy of the exhibits referred to in these minutes is attached and incorporated by this reference. The exhibits are also included in the official minute books maintained by Granger-Hunter Improvement District.

CALL TO ORDER

At 3:00 P.M. Wayne Watts called the meeting to order and recognized all those present.

Public Comments

There were none.

**Approval of the
April 21, 2026,
Board Meeting Minutes**

A motion to approve the April 21, 2026, Board Meeting Minutes was made by Debra Armstrong. Following a second from Roger Nordgren, the motion passed as follows:

Watts – aye

Armstrong – aye

Nordgren – aye

Conflicts of interest

There were none.

**OUR OPERATIONS
Consider the Acceptance
of 2025 Audit &
Supplementary Reports**

Steve Rowley of K & C, LLC, presented the 2025 audit report to the Board. Mr. Rowley highlighted the findings which included the following: the financial statements present fairly, in all material respects, the financial position of Granger-Hunter Improvement District as of December 31, 2025 and the respective change in financial position, and cash flows for the year that ended in accordance with accounting principles generally accepted in the United State of America. Mr. Rowley commended Austin Ballard and the staff for their hard work and assistance with the 2025 audit. – See 2025 Audit and Supplementary Reports attached to these minutes for details. Roger Nordgren made a motion to accept the 2025 audit as noted. Following a second from Debra Armstrong, the motion passed as follows:

Watts – aye

Armstrong – aye

Nordgren – aye

**OUR COMMUNITY
Utah Water Ways –
Slow the Flow
Partnerships &
Introductions**

Troy Stout introduced Jill Flygare from Utah Water Ways who presented some information about the mission of Utah Water Ways and Slow the Flow programs. Ms. Flygare presented the current billboards and yard signs that are being used throughout the state. – See Utah Water Ways – Slow the Flow Partnerships and Introductions attached to these minutes for details.

**Jordan Valley Water
Conservancy District
Update**

Jason Helm presented the Jordan Valley Water Conservancy District (JVWCD) update. - See Jordan Valley Water Conservancy District Update attached to these minutes for details.

**Central Valley Water
Reclamation Facility
Update**

Mr. Helm presented the Central Valley Water Reclamation Facility update. – See Central Valley Water Reclamation Facility Update attached to these minutes for details.

**Great ShakeOut 2026
Review**

Troy Stout presented the Great ShakeOut 2026 Review. A discussion took place regarding the key takeaways from this exercise. – See Great ShakeOut 2026 Review attached to these minutes for details.

OUR TEAM

**Review & Consider
Approval of Revised
Administrative Policy &
Procedures Manual**

Mr. Helm asked the Board to review and consider approval of the revised Administrative Policy and Procedures Manual. Debra Armstrong made a motion to approve the manual as noted. Following a second from Roger Nordgren, the motion passed as follows:

Watts – aye

Armstrong – aye

Nordgren – aye

**Consider Approval of
Resolution No. 5-19-26 –
Adopting Consolidated
Rules, Regulations &
Requirements for
Municipal Water &
Sanitary Sewer Service**

Todd Marti asked the Board to consider approval of Resolution No. 5-19-26 – Adopting Consolidated Rules, Regulations and Requirements for Municipal Water and Sanitary Sewer Service. Debra Armstrong made a motion to approve the resolution as noted. Following a second from Roger Nordgren, the motion passed as follows:

Watts – aye

Armstrong – aye

Nordgren – aye

**Time Management,
Innovation &
Collaboration Highlight
– Meter Setter Repair
Device**

Troy Stout presented the Time Management, Innovation and Collaboration Highlight – Meter Setter Repair Device. Shawn Ellis and Dustin Soter presented the meter setter repair device that has assisted the meter department with meter repairs that will save the District time and money. – See Time Management, Innovation and Collaboration Highlight – Meter Setter Repair Device attached to these minutes for details.

**OUR OPERATIONS
Consider Approval of
Transfer & Reallocation
of District Reserve
Funds**

Austin Ballard asked the Board to consider approval of the transfer and reallocation of District Reserve Funds. Roger Nordgren made a motion to approve the transfer and reallocation as noted. Following a second from Debra Armstrong, the motion passed as follows:

Watts – aye

Armstrong – aye

Nordgren – aye

**Review & Discuss
Financial Report for
Year-End 2025 &
April 2026**

Mr. Ballard summarized the year-end 2025 and April 2026 Financial Reports. – See Year-End 2025 and April 2026 Financial Report attached to these minutes for details.

**Review & Discuss Paid
Invoice Report for
April 2026**

Mr. Ballard discussed the April 2026 check report. The March check report totaled \$3,366,843.74 coming from five categories: Central Valley Water (40%), payroll taxes and employee benefits (21%), infrastructure (15%), Jordan Valley Water (10%), and other (14%). – See April 2026 Paid Invoice Report attached to these minutes for details.

**Administrative Services
Update**

Michelle Ketchum presented the Administrative Services Update. – See Administrative Services Update attached to these minutes for details.

BOARD MEMBERS
INPUT, REPORTS,
FOLLOW-UP ITEMS
OR QUESTIONS

ADJOURNED

Inasmuch as all agenda items have been satisfied, Roger Nordgren made a motion to adjourn the meeting. Following a second from Debra Armstrong, the motion passed as follows and the meeting adjourned at 5:30 P.M.

Watts – aye

Armstrong – aye

Nordgren – aye

Wayne D. Watts, Chair

Austin Ballard, Clerk



GRANGER-HUNTER
IMPROVEMENT DISTRICT

OUR COMMUNITY

- Jordan Valley Conservancy District Update
- Central Valley Water Reclamation Facility Update



Monthly Summary of Water Deliveries in Acre Feet

May 2026

Municipal and Industrial (M&I) Water Deliveries

Wholesale System	This Month	Previous Year	% Change	YTD	YTD Prev Year	YTD % Change	Fiscal YTD	Fiscal YTD Prev Year	Fiscal YTD % Change
Bluffdale City	389.49	426.64	-9%	1,093.60	1,060.44	3%	3,344.09	3,326.43	1%
Copperton Improvement District	0.00	15.69	-100%	0.78	43.12	-98%	16.95	43.12	-61%
Draper City	464.15	510.95	-9%	1,149.63	1,185.54	-3%	4,116.23	4,115.63	0%
Granger-Hunter Improvement District	1,204.59	1,836.69	-34%	3,749.83	5,174.15	-28%	15,258.42	17,316.63	-12%
Herriman City ³	891.31	915.57	-3%	2,668.93	2,486.83	7%	8,087.86	7,726.07	5%
Hexcel Corporation	30.67	88.75	-65%	371.96	410.55	-9%	736.33	745.71	-1%
Kearns Improvement District	892.72	885.06	1%	2,380.79	2,433.32	-2%	7,170.00	7,652.41	-6%
Magna Water District	73.42	68.39	7%	337.08	332.20	1%	745.75	736.37	1%
Midvale City	319.97	322.50	-1%	961.88	899.20	7%	2,889.11	2,949.42	-2%
Riverton City	548.21	614.43	-11%	2,312.72	2,269.34	2%	5,477.88	5,761.01	-5%
South Jordan City ³	1,920.39	2,001.43	-4%	4,671.53	4,653.12	0%	15,803.03	16,026.82	-1%
City of South Salt Lake	44.87	80.57	-44%	628.70	571.86	10%	1,118.62	1,056.91	6%
Taylorsville-Bennion Improvement District	417.18	361.27	15%	1,985.36	2,326.73	-15%	3,963.29	4,262.23	-7%
Utah Div. of Fac. Const. and Mgmt.	5.67	6.31	-10%	20.20	11.25	80%	52.65	12.56	319%
WaterPro, Inc.	99.57	104.96	-5%	249.17	104.96	137%	1,433.16	1,376.06	4%
City of West Jordan ³	2,240.55	2,372.15	-6%	6,224.75	6,174.11	1%	18,721.31	19,265.30	-3%
White City Water Improvement District	0.00	0.00		0.00	0.00		0.00	0.00	
Willow Creek Country Club ⁶	37.09	36.79	1%	55.58	49.59	12%	252.37	264.70	-5%
Wholesale System Subtotal	9,579.86	10,648.16	-10%	28,862.48	30,186.31	-4%	89,187.05	92,637.38	-4%
Retail System ²	763.46	787.94	-3%	2,120.40	2,185.63	-3%	6,911.15	7,095.26	-3%
Total Wholesale & Retail	10,343.32	11,436.10	-10%	30,982.88	32,371.95	-4%	96,098.20	99,732.64	-4%

Other M&I Deliveries

MWDSLS (Treated and Transported) ⁴	1,097.09	1,547.71	-29%	2,624.35	4,166.06	-37%	11,605.70	12,965.52	-10%
District Use (Non-revenue) ⁵	62.06	68.62	-10%	185.90	194.23	-4%	576.59	598.40	-4%
Other M&I Subtotal	1,159.15	1,616.32	-28%	2,810.24	4,360.29	-36%	12,182.29	13,563.91	-10%
Total M&I Deliveries	11,502.47	13,052.43	-12%	33,793.12	36,732.24	-8%	108,280.49	113,296.55	-4%

Irrigation and Raw Water Deliveries

Welby Jacob Water Users	4,463.51	4,595.10	-3%	5,068.32	5,985.73	-15%	22,010.21	21,986.15	0%
Total Irrigation and Raw Water	4,463.51	4,595.10	-3%	5,068.32	5,985.73	-15%	22,010.21	21,986.15	0%
Total Deliveries	15,965.98	17,647.53	-10%	38,861.44	42,717.97	-9%	130,290.69	135,282.70	-4%

¹ The City of South Salt Lake contract is based on a fiscal year. All other contracts are based on a calendar year.

² Retail deliveries are finalized after billing. Preliminary estimates using AMI data are made for the month previous to today.

³ Contract amount is minimum purchase plus remediated water.

⁴ Water treated and transported for MWDSLS by JVVCD is delivered to Salt Lake City at 2100 South.














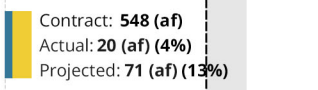




⁵ District Use (Non-revenue) includes water consumed in breaks, reservoir washing, fires, irrigation and facility potable water.

⁶ Willow Creek Country Club average annual usage is estimated at 350 acre-feet.

Wholesale Contract Progress (af)

May 2026

Actual % of Contract
Projected³ % of Contract

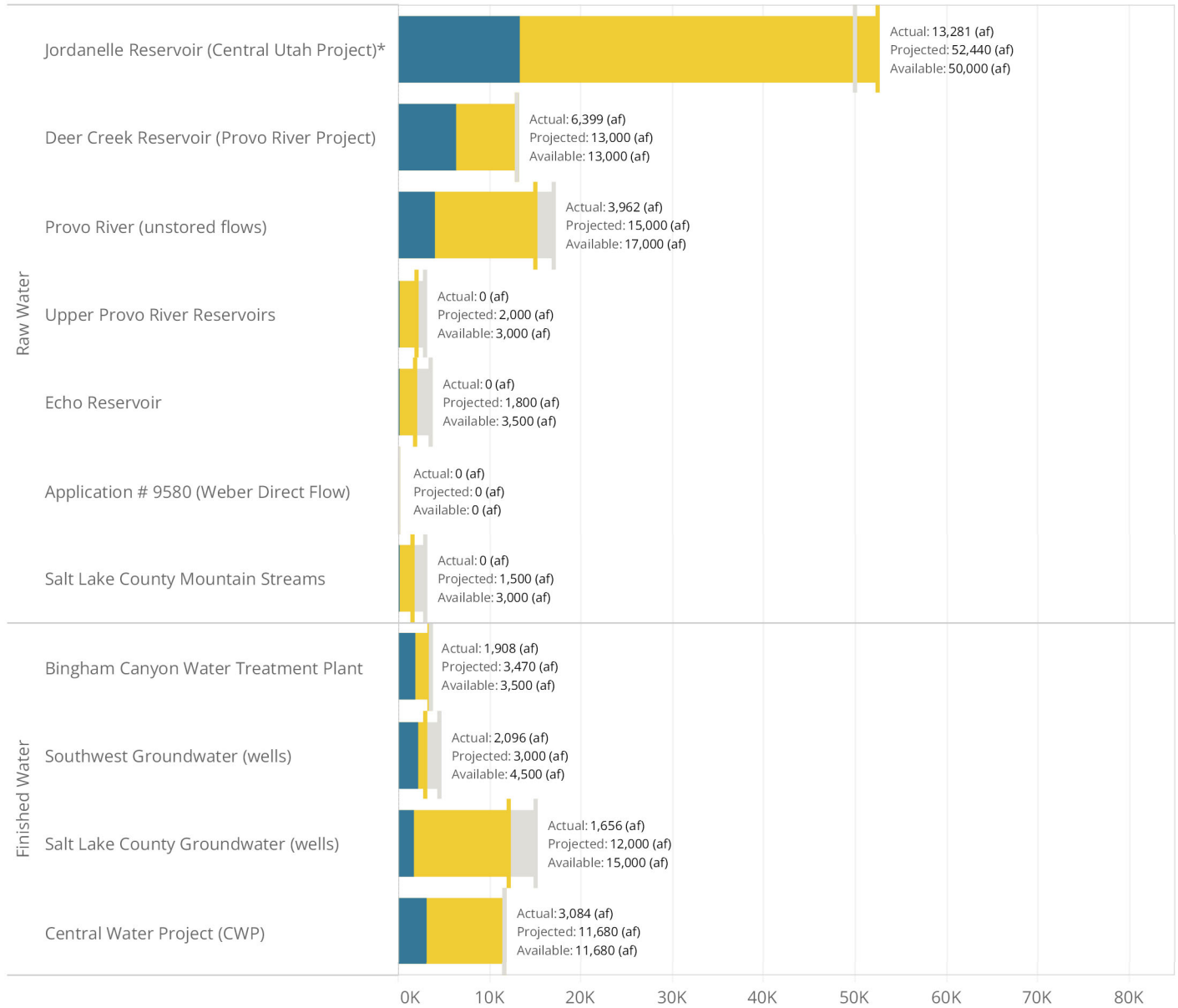
Agency Name	Contract Type		Agency Name	Contract Type	
Bluffdale City	Conventional	 <p>Contract: 3,600 (af) Actual: 1,094 (af) (30%) Projected: 3,798 (af) (106%)</p>	Midvale City	Conventional	 <p>Contract: 3,085 (af) Actual: 962 (af) (31%) Projected: 3,340 (af) (108%)</p>
Draper City	Conventional	 <p>Contract: 4,500 (af) Actual: 1,150 (af) (26%) Projected: 4,696 (af) (104%)</p>	Riverton City	Conventional	 <p>Contract: 5,200 (af) Actual: 2,313 (af) (44%) Projected: 6,193 (af) (119%)</p>
Granger-Hunter Improvement District	Conventional	 <p>Contract: 17,000 (af) Actual: 3,750 (af) (22%) Projected: 16,418 (af) (97%)</p>	South Jordan City	Conventional	 <p>Contract: 16,667 (af) Actual: 4,085 (af) (25%) Projected: 16,884 (af) (101%)</p>
Herriman City	Conventional	 <p>Contract: 7,500 (af) Actual: 2,375 (af) (32%) Projected: 8,018 (af) (107%)</p>		Remediated ¹	 <p>Actual: 587 (af) Projected: 1,421 (af)</p>
	Remediated ¹	 <p>Actual: 294 (af) Projected: 711 (af)</p>	City of South Salt Lake	Conventional	 <p>Contract: 1,020 (af) Actual: 629 (af) (62%) Projected: 1,184 (af) (116%)</p>
Hexcel Corporation	Conventional	 <p>Contract: 720 (af) Actual: 372 (af) (52%) Projected: 824 (af) (114%)</p>	Taylorsville-Bennion Improvement District	Conventional	 <p>Contract: 4,700 (af) Actual: 1,985 (af) (42%) Projected: 4,449 (af) (95%)</p>
Kearns Improvement District	Conventional	 <p>Contract: 7,750 (af) Actual: 2,381 (af) (31%) Projected: 8,321 (af) (107%)</p>	Utah Division of Facilities Construction and Management	Conventional	 <p>Contract: 548 (af) Actual: 20 (af) (4%) Projected: 71 (af) (13%)</p>
Magna Water District	Conventional	 <p>Contract: 800 (af) Actual: 337 (af) (42%) Projected: 809 (af) (101%)</p>	WaterPro, Inc.	Conventional	 <p>Contract: 950 (af) Actual: 249 (af) (26%) Projected: 1,669 (af) (176%)</p>
			City of West Jordan	Conventional	 <p>Contract: 18,500 (af) Actual: 5,565 (af) (30%) Projected: 20,370 (af) (110%)</p>
				Remediated ¹	 <p>Actual: 660 (af) Projected: 1,599 (af)</p>

¹Remediated water is credited first as it becomes available each month, this water is not included in the minimum purchase amount portion of the water purchase agreement and is therefore not included when determining deferred water (Sec 1.8) or rate surcharges (Sec 2.3) as outlined in the Rules and Regulations for Wholesale Water Service.
²Projected deliveries are calculated as an average monthly delivery over the previous three years for months left in the contract year.
³Non-delivered portion of minimum purchase contract that may be deferred to future years as outlined in Section 1.8 of the Rules and Regulations for Wholesale Water Service.

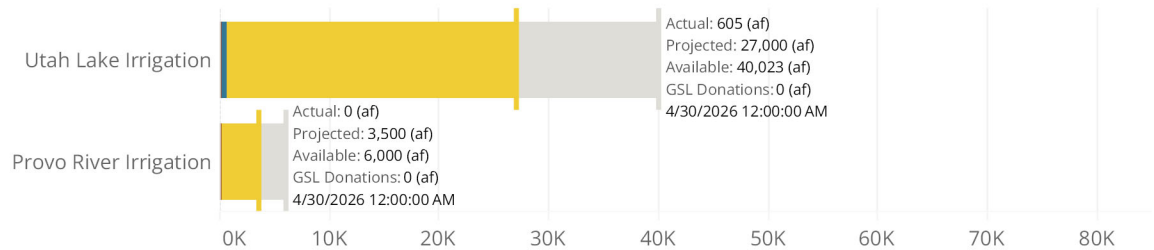
Water Sources Update

■ GSL Donations from Utah Lake
 ■ Actual
 ■ Projected
 ■ Available

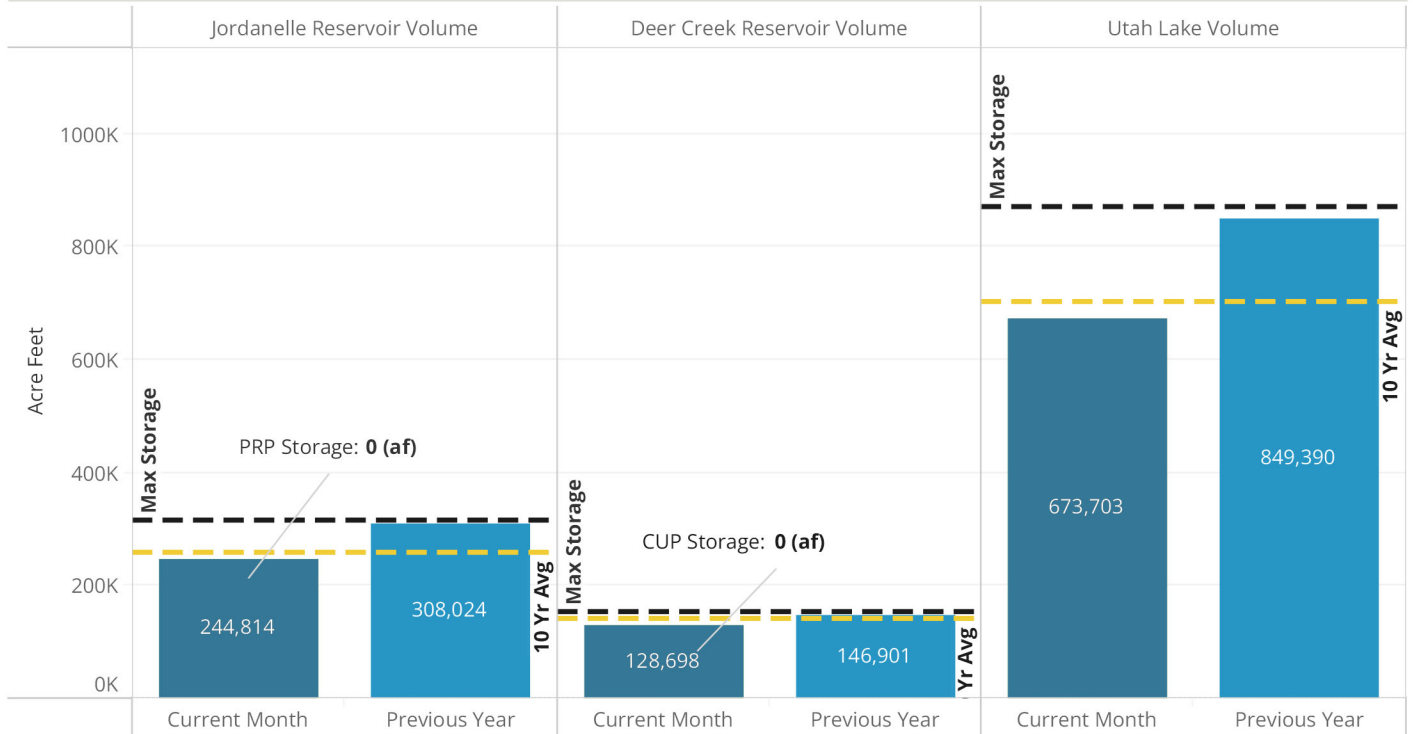
M&I Water Sources (April 30, 2026)
Water Year 2026 (November 1, 2025 - October 31, 2026)



Irrigation Water Sources (April 30, 2026)
Irrigation Season 2026 (April 15, 2026 - October 15, 2026)



*Central Utah Project may include holdover water from the previous year.



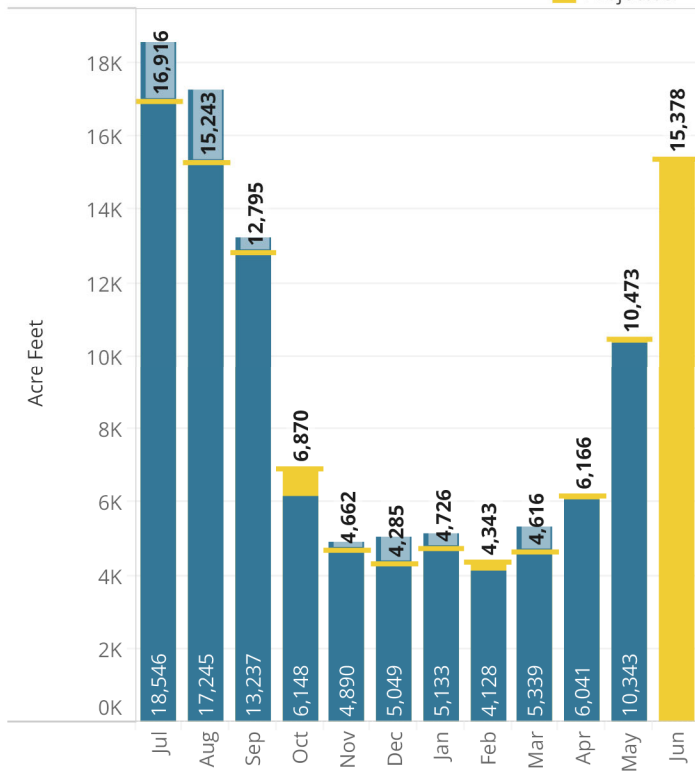
10 Yr Avg for Jordanelle Reservoir may not include all ten years. The available data for Jordanelle Reservoir begins with April, 2014.

■ Current Month ■ Other Storage ■ Previous Year

Wholesale + Retail Actual & Projected Deliveries

FY 2026
Through May 2026

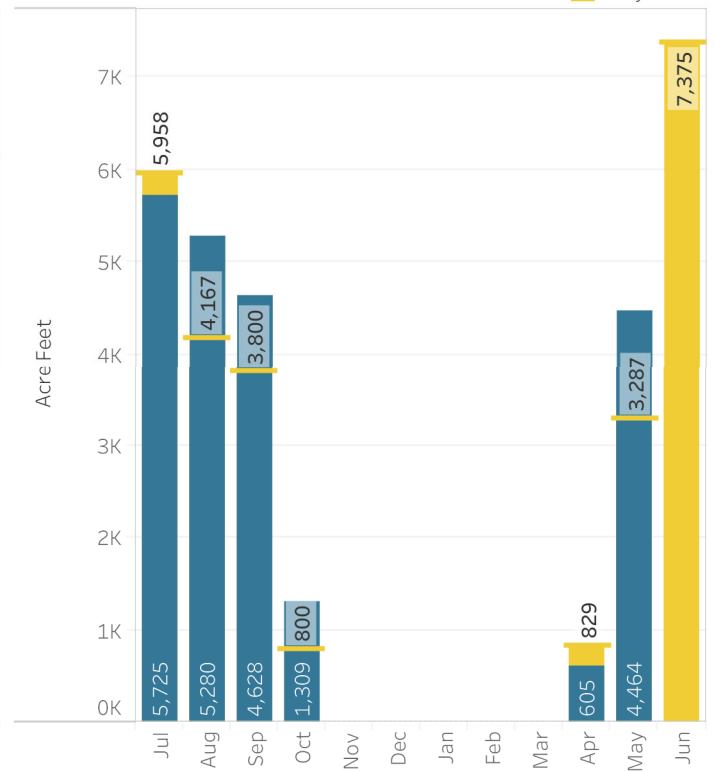
■ Actual
■ Projected



Irrigation Actual & Projected Deliveries

FY 2026
Through May 2026

■ Actual
■ Projected



CONSERVATION GARDEN PARK
2026 GARDEN QUARTERLY VISITATION REPORT

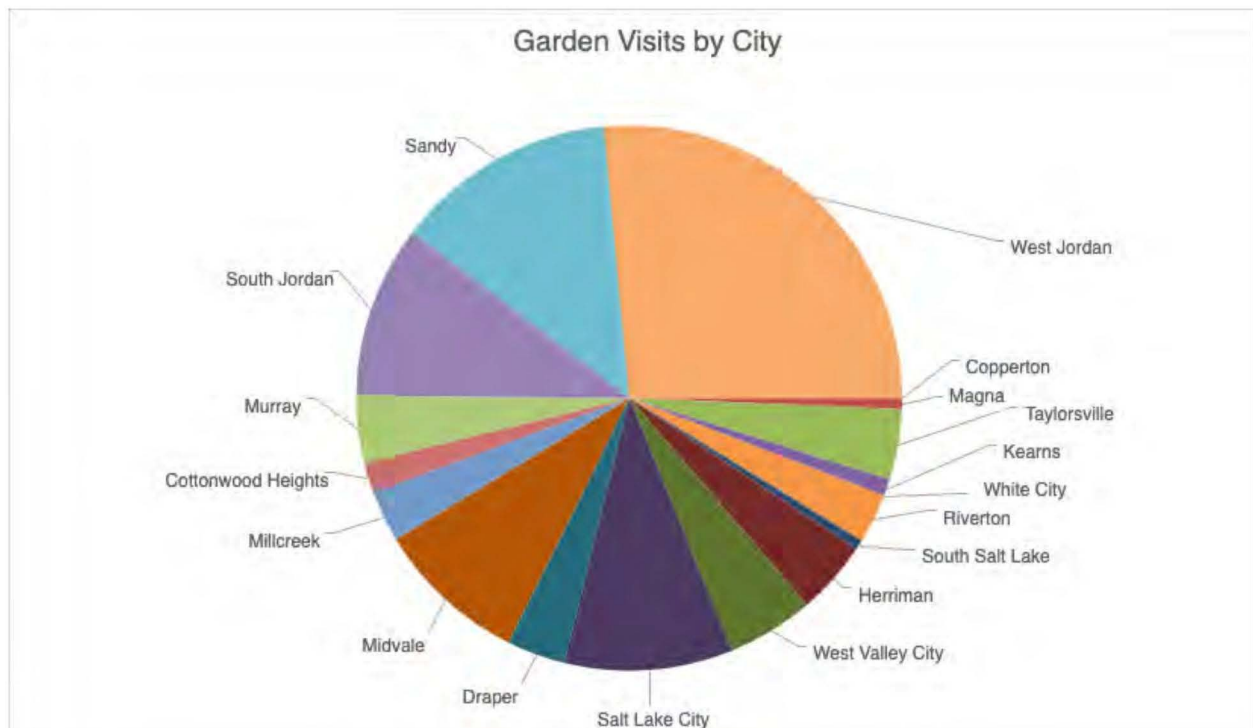
6/10/2026

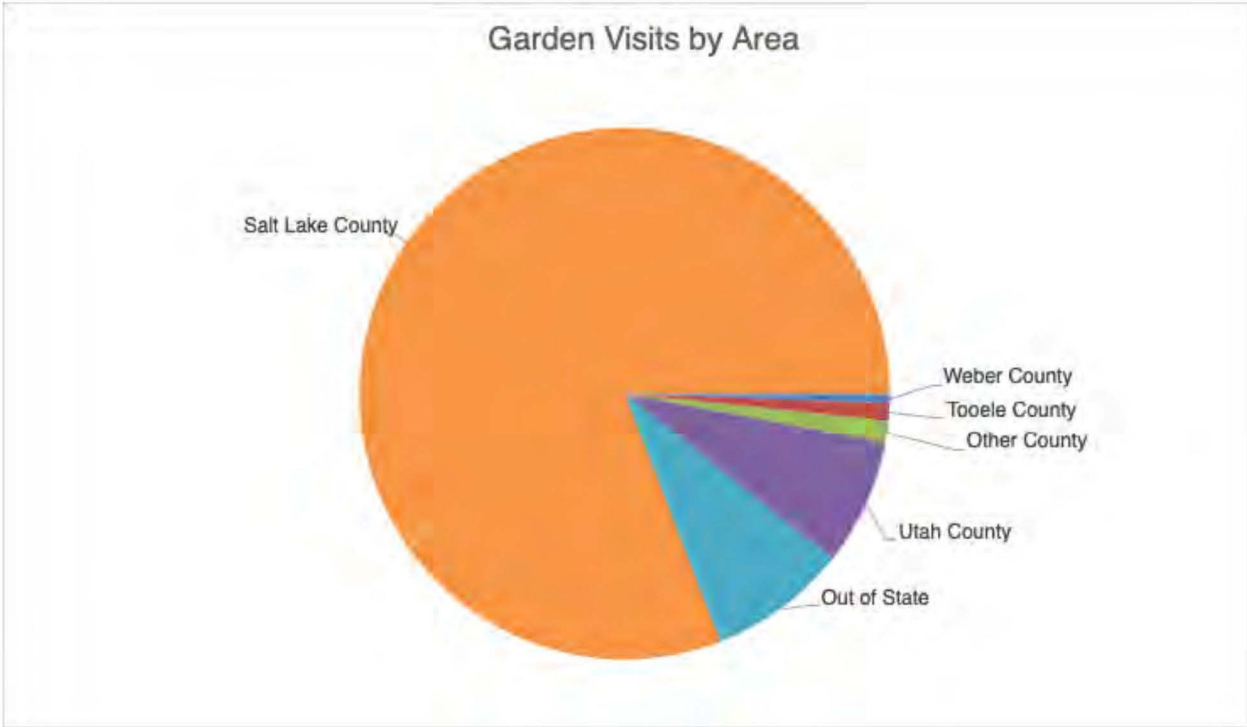
Visitation Total (updated 6/1/2026)



General Visitation by Location

These charts represent general garden visitation based on a sampling of 3165 visitors from March-May (Spring) 2026. General visitation is defined as people visiting the garden who are not visiting because of a tour, class, or event.

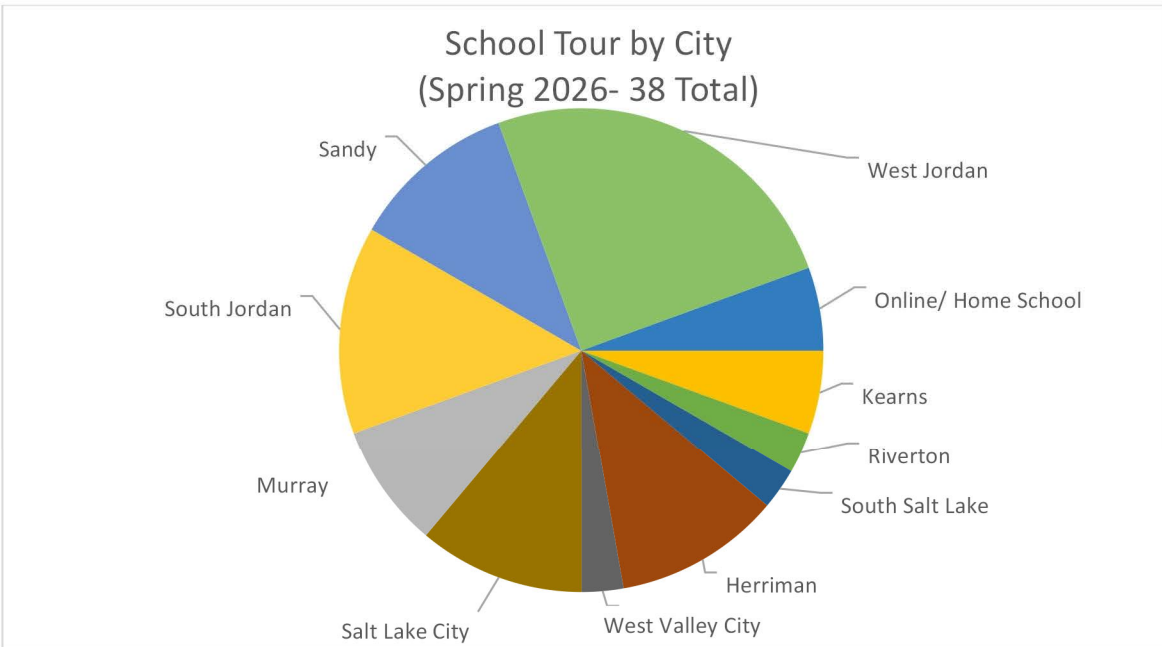




School Tours and Day Camps

2025 School Tour Total: 57

2026 School Tour Goal: 70



**JORDAN VALLEY WATER CONSERVANCY DISTRICT
2026 CONSERVATION PROGRAMS UPDATE**

(Updated May 28, 2026)

	Bluffdale	Draper	GHID	Herriman	JVWCD (Retail)	KID	Magna Water	Midvale	Riverton	South Jordan	South Salt Lake	TBID	WaterPro	West Jordan	White City Water	Grand Total
Landscape Incentive																
Active Participants	18	28	69	71	35	31	9	24	41	81	16	55	43	108	15	644
Completed Projects	1		2	2			1	1	1	2	1	2		4	1	18
Rebate Amount (\$)	\$30,982		\$13,278	\$9,975			\$1,946	\$3,097	\$15,090	\$37,375	\$10,580	\$26,645		\$20,329	\$5,009	\$174,306

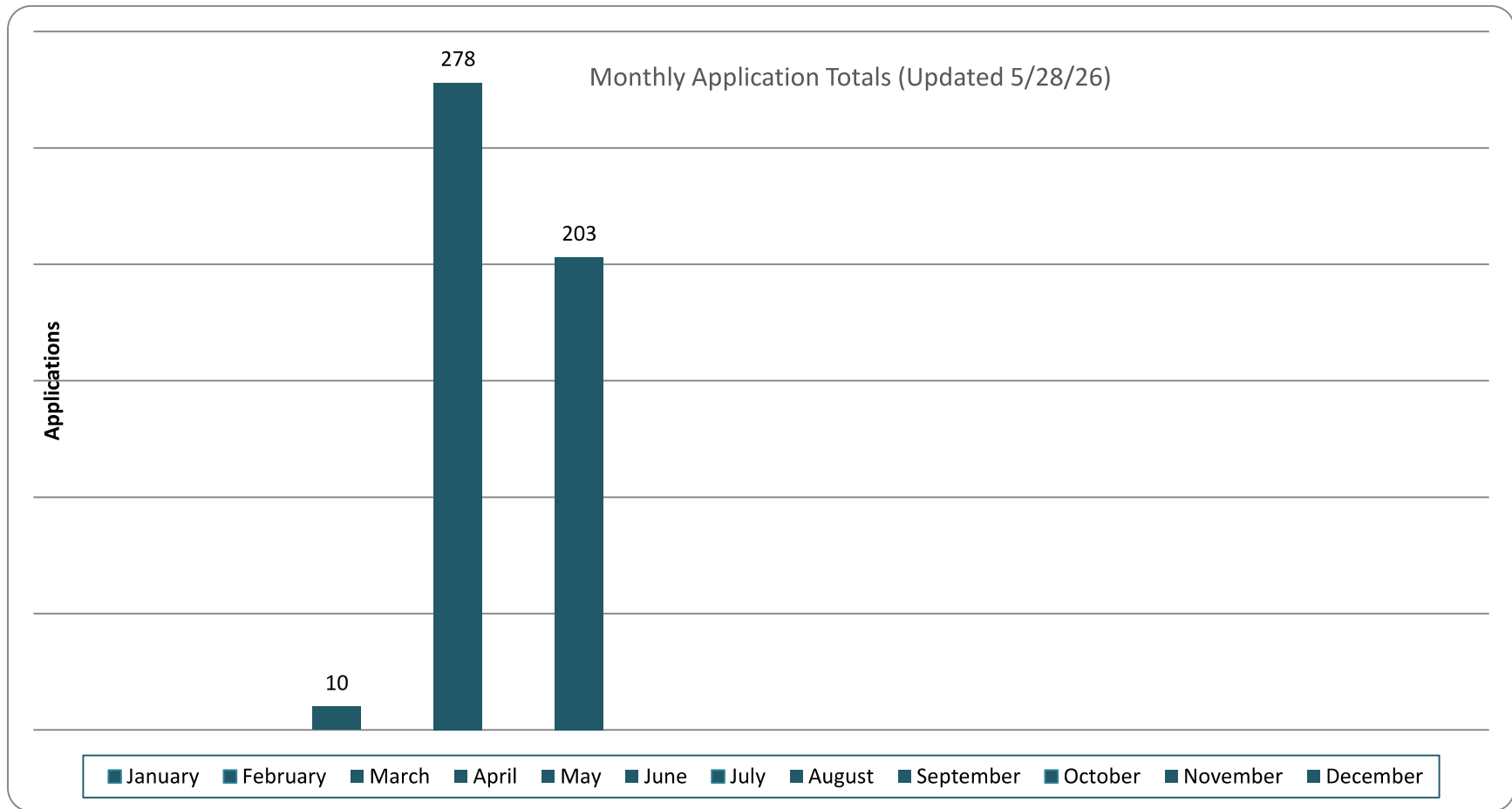
Smart Controller Program

Total Rebates	9	11	16	23	14	11	6	8	21	37	3	14	17	36	11	237
Rebate Amount (\$)	\$900	\$1,070	\$1,588	\$2,278	\$1,348	\$1,099	\$600	\$768	\$2,026	\$3,574	\$264	\$1,400	\$1,660	\$3,509	\$1,078	\$23,162

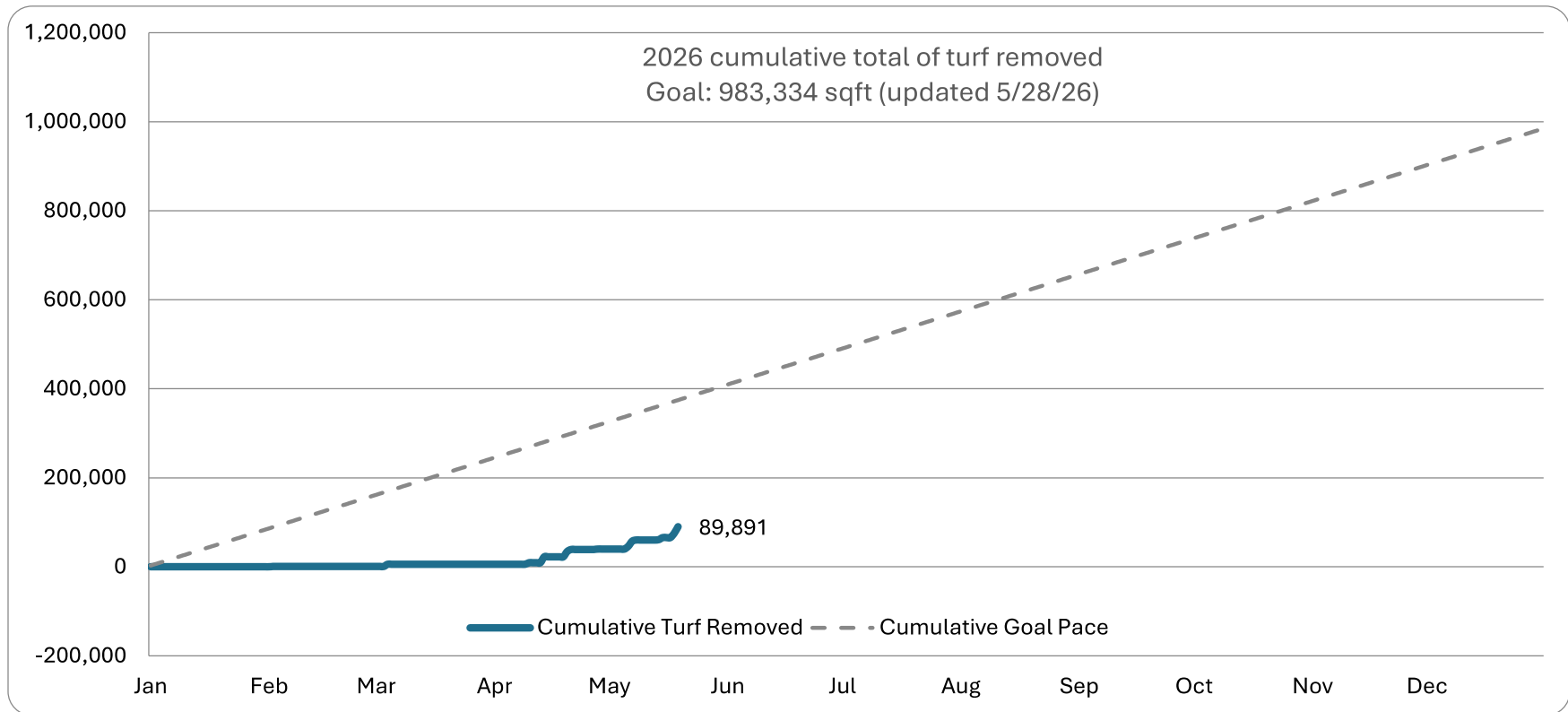
Toilet Rebate Program

Total Rebates			5		4	2	2	3	1	1	3	10	2	7	1	41
Rebate Amount (\$)			\$1,050		\$1,049	\$249	\$300	\$450	\$150	\$300	\$450	\$1,752	\$298	\$1,250	\$150	\$7,448

Landscape Rebate Applications by Month





Turf Removed by Day of Year



**JORDAN VALLEY WATER CONSERVANCY DISTRICT
MEMBER AGENCY GRANT PROGRAM UPDATE**

June 10, 2026



Member Agency:	Draper City		
Project Schedule:	July 2025 - June 2026		
Project Cost:	\$53,800		
Program 1:	Water Efficiency Standards Implementation	Grant Funding Amount:	\$53,800
Description:	Funding for a Landscape Inspector position to assist in compliance with the Water Efficiency Standards. The duties include: review of new development landscape plans, ensuring landscape installation follows WES codes, performing field inspections, interpreting city policies, providing technical assistance, and providing guidance pertaining to landscapes.	Invoiced Amount:	\$0
		Percent Reimbursed:	0%
Schedule:	July 2025 – Grant period begins July 2025 to June 2026 – WES enforcement June 30, 2026 – End of grant period	Total Reimbursed Amount:	\$0

Member Agency:	Granger-Hunter Improvement District	 GRANGER-HUNTER IMPROVEMENT DISTRICT	
Project Schedule:	July 2025 – June 2026		
Project Cost:	\$143,000 (\$84,000 JVVCD, \$59,000 GHID)		
Program 1:	Leak Detection, Pinpointing, and Repair	Grant Funding Amount:	\$64,000
Description:	GHID would like to use a leak detection company to find new leaks in a portion of the system. Documentation for this project will include leak locations, repair dates, and estimated gallons saved. Customers will be educated on how to use the Customer Portal so they can track their daily water use and set alarms to receive notifications if new leaks occur.	Invoiced Amount:	\$0
Funding Match:	JVVCD 80%, GHID 20%	Percent Reimbursed:	0%
Schedule:	January 2026 – May 2026	Total Reimbursed Amount:	\$0

Program 2:	Customer Water Usage Portal	Grant Funding Amount:	\$7,200
Description:	GHID is preparing to replace its current customer portal, which will be discontinued by the meter manufacturer after August 2026. While the meter manufacturer will continue to provide hourly water usage data, customers will lose access to the portal unless a new solution is implemented. The proposed Customer Water Usage Portal will restore and enhance this access, integrating with GHID's existing billing software to provide a seamless, user-friendly experience. This initiative is critical for enabling real-time leak detection, customizable alerts, and proactive water conservation.	Invoiced Amount:	\$0
Funding Match:	JVWCD 80%, GHID 20%	Percent Reimbursed:	0%
Schedule:	July 2025 – Begin vendor evaluation April 2026 – Begin phased rollout May 2026 – Launch campaign	Total Reimbursed:	\$0


Program 3:	Continuous Flow Program	Grant Funding Amount:	\$9,600
Description:	The Continuous Flow Program is a proactive water audit initiative designed to help residential, commercial, industrial, and institutional customers detect and address potential leaks. By leveraging Advanced Metering Infrastructure (AMI) data, GHID will identify accounts with continuous or unusually high water flow, often a sign of undetected leaks, and notify customers through their preferred communication method.	Invoiced Amount:	\$9,600
Funding Match:	JVWCD 80%, GHID 20%	Percent Reimbursed:	100%
Schedule:	July 2025 – May 2026: Acquire staff, purchase, and distribute materials.	Total Reimbursed:	\$9,600

Program 4:	Conservation Calendars and Information Packets	Grant Funding Amount:	\$1,600
Description:	GHID would like to produce and provide a 2025 Conservation Calendar and Customer Information Packet in English and Spanish with waterwise tips for customers and information on how to enroll in the Customer Portal, where daily water usage can be monitored.	Invoiced Amount:	\$1,600
Funding Match:	JVWCD 40%, GHID 60%	Percent Reimbursed:	100%
Schedule:	August 2025 - Design conservation calendar September 2025 – Obtain printing quotes October 2025 - Begin distribution	Total Reimbursed:	\$1,600





GHID Conservation Calendars


Program 5:	Conservation Promotional Materials	Grant Funding Amount:	\$1,600
Description:	To better build conservation awareness, GHID would like to enhance education efforts at community events and directly to customers. Promotional materials will include better conservation signage, literature, swag items, and water-saving tools to be handed out.	Invoiced Amount:	\$1600
Funding Match:	JVWCD 40%, GHID 60%	Percent Reimbursed:	100%
Schedule:	January 2026 to May 2026 – Purchase and distribute promotional materials	Total Reimbursed:	\$1,600




Granger-Hunter Promotional Materials


Member Agency:	Herriman City		
Project Schedule:	July 2025 - June 2026		
Project Cost:	\$78,200		
Program 1:	Water Efficiency Standards Implementation	Grant Funding Amount:	\$63,000
Description:	This grant provides funding for the Water Conservation Coordinator position to assist in compliance with the Water Efficiency Standards. The duties include developing new landscape plan reviews and inspections, designing team members for all City landscape projects, public education, and performing customer water audits.	Invoiced Amount:	\$19,704
		Percent Reimbursed:	31%
Schedule:	July 2025 – Grant period begins June 2026 – End of grant period	Total Reimbursed:	\$19,704

Member Agency:	Kearns Improvement District		
Project Schedule:	July 2025 – June 2026		
Project Cost:	\$72,595		
Program 1:	Water Efficiency Standards Implementation	Grant Funding Amount:	\$65,500
Description:	This funding will support KID's efforts to enhance compliance with WES through staffing, policy updates, technology integration, and customer service improvements. The funding will enable KID to: Strengthen compliance with WES requirements in new developments; Improve internal processes for plan review, inspection, and enforcement; Enhance customer engagement and transparency in the development approval process; and modernize tools and standards to align with JWCD water efficiency criteria. This funding will significantly enhance KID's capacity to implement and enforce water efficiency standards, contributing to sustainable water use and responsible development practices in the service area.	Invoiced Amount:	\$54,955
		Percent Reimbursed:	84%
Schedule:	July 1, 2025 – Grant period begins June 30, 2026 – End of grant period	Total Reimbursed:	\$54,955

Member Agency:	Magna Water District		
Project Schedule:	October 2025 - January 2026		
Project Cost:	\$27,678 (\$11,071 JVWCD, \$16,607 Magna)		
Program 1:	Conservation Garden Enhancement	Grant Funding Amount:	\$11,071
Description:	This project is for consulting services to create an enhancement plan for the conservation demonstration garden at the Magna Water District's administration building. The project will focus on enhancing visibility from the parking lot, upgrading path lighting, expanding plant diversity with additional water-conserving species, improving plant signage, creating a central information/kiosk center, and incorporating shaded seating areas for the public and visitor use.	Invoiced Amount:	\$0
Funding Match:	JVWCD 40%, Magna 60%	Percent Reimbursed:	0%
Schedule:	October 2025 – Project kickoff November 2025 – Concept design December 2025 – Design development January 2026 – Final plan	Total Reimbursed:	\$0

Member Agency:	Riverton City		
Project Schedule:	July 2025 - June 2026		
Project Cost:	\$56,320		
Program 1:	Water Efficiency Standards Implementation	Grant Funding Amount:	\$56,320
Description:	Funding for a Water Quality and Conservation Specialist to assist in compliance with the Water Efficiency Standards. The intent of this position is to manage Riverton's water conservation program. The duties include: public awareness, conservation services, recommending that all new landscaping comply with city waterwise standards, reviewing CII and residential landscapes, and enforcing landscape requirements through on-site visits.	Invoiced Amount:	\$0
		Percent Reimbursed:	0%
Schedule:	July 2025 – Grant period begins June 2026 – End of grant period	Total Reimbursed:	\$0




Member Agency:	City of South Jordan	
Project Schedule:	July 2025 - June 2026	
Project Cost:	\$86,000 WES + \$86,000 Rebate Programs	


Program 1:	Water Efficiency Standards Implementation	Grant Funding Amount:	\$86,000
Description:	The City of South Jordan proposes to use a staff position in the planning department for duties associated with the Water Efficiency Standards. It is anticipated that all the duties will be directly associated with the Water Efficiency Standards. The specific duties for the position will include reviewing landscaping plans, working with builders for residential landscapes, inspecting complete landscapes, verifying code compliance with Water Efficiency Standards, documenting compliance, and coordinating commercial landscape projects.	Invoiced Amount:	\$7,067
		Percent Reimbursed:	8%
Schedule:	July 2025 – Grant period begins June 2026 – End of grant period	Total Reimbursed:	\$7,067

Program 2:	Toilet Rebate Program	Grant Funding Amount:	\$4,000
Description:	South Jordan will provide a rebate of up to \$100 to residents who replace their pre-1992 toilets with a new high-efficiency toilet (HET) that uses 1.28 gallons or less per flush.	Invoiced Amount:	\$880
Funding Match:	JVWCD 80%, SJC 20%	Percent Reimbursed:	22%
Schedule:	July 1, 2025, to June 30, 2026 – Ongoing rebates throughout the year.	Total Reimbursed:	\$880

Program 3:	Indoor Water Fixtures Rebate Program	Grant Funding Amount:	\$2,400
Description:	South Jordan will provide a rebate of up to \$100 to residents for purchasing and installing faucets and showerheads with the WaterSense logo.	Invoiced Amount:	\$80
Funding Match:	JVWCD 80%, SJC 20%	Percent Reimbursed:	3%
Schedule:	July 1, 2025, to June 30, 2026 – Ongoing rebates throughout the year.	Total Reimbursed:	\$80



Program 4:	Turf Conversion Rebate Program	Grant Funding Amount:	\$79,600
Description:	South Jordan will provide various landscape rebates, including rock mulch, drip irrigation, plants, curbing, and hardscape. To help accomplish this, JVVCD will provide the City with a rebate of \$1.00 per square foot of turf removed and replaced with waterwise landscaping.	Invoiced Amount:	\$35,383
Funding Match:	JVVCD 80%, SJC 20%	Percent Reimbursed:	44%
Schedule:	July 1, 2025, to June 30, 2026 – Ongoing rebates throughout the year.	Total Reimbursed:	\$35,383
			
Turf Conversion Projects in South Jordan			

Member Agency:	City of South Salt Lake		
Project Schedule:	July 2025 - June 2026		
Project Cost:	\$26,482 (\$21,186 JVVCD, \$5,296 SSL)		
Program 1:	Leak Messaging and Water Billing Transparency	Grant Funding Amount:	\$21,186
Description:	The City of South Salt Lake proposes implementing a customer leak monitoring and notification software system to enhance conservation efforts by enabling automated alerts to customers when abnormal water usage is detected. Key staff across communications, finance, and public works will oversee the program. Success will be measured through engagement metrics, water usage data, and customer feedback.	Invoiced Amount:	\$0
Funding Match:	JVVCD 80%, SSL 20%	Percent Reimbursed:	0%
Schedule:	July 2025 – Initial setup August 2025 – Training and pilot testing October 2025 – Public launch, onboarding June 2026 – Program review/reporting	Total Reimbursed:	\$0



GRANGER-HUNTER
IMPROVEMENT DISTRICT

CENTRAL VALLEY WATER RECLAMATION FACILITY UPDATE



Central Valley Water Reclamation Facility
Monthly Cost Summary
May 31, 2026

Description	Monthly Costs	O & M Monthly			
		Member Entity	Capital %	Average %	Pretreatment %
Facility Operation	1,763,236	Cottonwood	15.1102%	14.7555%	5.6600%
Pretreatment Field	71,670	Mt Olympus	25.6933%	25.6773%	15.9400%
Entity Lab Work	10,950	Granger-Hunter	26.1446%	26.9225%	44.4600%
Net Lab Costs	101,929	Kearns	11.7081%	11.9112%	9.1300%
Bond Trust Payment	2,144,915	Murray	7.4520%	7.2164%	4.5000%
Bond/Cash Capital	2,612,095	South Salt Lake	4.3561%	4.2941%	20.0500%
Pay-as-you-go CIP	419,279	Taylorville-Ben	9.5357%	9.2230%	0.2600%
	7,124,074		100.0000%	100.0000%	100.0000%

Calculation	Description	Mount					South Salt Lake	Taylorville-Bennion	Total
		Cottonwood	Olympus	Granger-Hunter	Kearns	Murray			
Monthly flows % (Table 3)	Facility Operation	260,174.29	452,751.40	474,707.21	210,022.57	127,242.16	75,715.12	162,623.26	1,763,236.01
Directly reimbursable costs	Pretreatment Field	4,056.52	11,424.20	31,864.48	6,543.47	3,225.15	14,369.84	186.34	71,670.00
Directly reimbursable costs	Entity Lab Work	-	1,125.00	5,389.00	90.00	900.00	681.00	2,765.00	10,950.00
Monthly flows % (Table 3)	Net Lab Costs	15,040.13	26,172.62	27,441.84	12,140.97	7,355.60	4,376.93	9,400.90	101,928.99
	Total O & M	279,270.94	491,473.22	539,402.53	228,797.01	138,722.91	95,142.89	174,975.50	1,947,785.00
	2021C Bond Entity Draws (Do not pay)	104,535.78	177,750.86	180,872.68	80,998.44	51,554.27	-	65,969.67	661,681.70
	2024A Bond Entity Draws (Do not pay)	290,157.00	493,382.54	502,049.11	-	143,099.05	113,785.47	183,111.87	1,725,585.04
	Cash Entity Capital	-	-	-	224,828.25	-	-	-	224,828.25
	Monthly CIP (pay-as-you-go)	63,353.90	107,726.61	109,618.82	49,089.60	31,244.67	18,264.21	39,981.20	419,279.01
	2017A Bond Trust Payments	52,867.97	-	91,475.55	-	26,073.25	15,241.22	-	185,657.99
	2019A Bond Trust Payments	57,111.93	-	98,818.92	44,253.09	28,166.06	-	-	228,350.00
	2020A Loan DS Payments	49,922.15	84,886.78	86,377.63	38,681.65	24,620.28	-	31,504.50	315,992.99
	2021A Bank of Utah	19,038.55	32,373.04	32,941.67	14,751.97	9,389.37	5,488.60	12,014.79	125,997.99
	2021B Bond Trust Payments	20,659.42	35,129.16	35,746.20	16,007.90	10,188.75	5,955.88	13,037.69	136,725.00
	2021C Bond Trust Payments	108,154.48	183,904.03	187,133.91	83,802.35	53,338.91	-	68,253.32	684,587.00
	2024A Bond Trust Payments	80,025.28	136,074.63	138,465.03	-	39,466.71	23,070.18	50,502.20	467,604.03
	Total Entity Bill for Month	730,404.62	1,071,567.47	1,319,980.26	700,211.82	361,210.91	163,162.98	390,269.20	4,736,807.26

Member Entity	2017A Bond %	2019A Bond %	2020A Loan %	2021A Bond %	2021B Bond %	2021C Bond %	2024A Bond %
Cottonwood	28.4760%	25.0107%	15.7985%	15.1102%	15.1102%	15.7985%	17.1139%
Mt Olympus	0.00%	0.0000%	26.8635%	25.6933%	25.6933%	26.8635%	29.1004%
Granger-Hunter	49.2710%	43.2752%	27.3353%	26.1446%	26.1446%	27.3353%	29.6116%
Kearns	0.00%	19.3795%	12.2413%	11.7081%	11.7081%	12.2413%	0.0000%
Murray	14.0437%	12.3346%	7.7914%	7.4520%	7.4520%	7.7914%	8.4402%
South Salt Lake	8.2093%	0.0000%	0.0000%	4.3561%	4.3561%	0.0000%	4.9337%
Taylorville-Ben	0.00%	0.0000%	9.9700%	9.5357%	9.5357%	9.9700%	10.8002%
	100.0000%	100.0000%	100.0000%	100.0000%	100.0000%	100.0000%	100.0000%

Table 3
May 2025 thru Apr 2026
Summary of Loadings to Central Valley Plant
Based on Data from Previous 12 Months

ENTITY	FLOW MGD	BOD mg/L	BOD Lbs/day	TSS mg/L	TSS Lbs/day
COTTONWOOD	6.08	265.45	13456.07	255.26	12939.91
MOUNT OLYMPUS	13.07	227.52	24804.85	176.77	19272.07
GRANGER-HUNTER	12.58	265.91	27905.04	191.84	20132.33
KEARNS	3.46	454.75	13139.63	361.54	10446.31
MURRAY	3.35	252.98	7063.99	203.17	5673.17
SOUTH SALT LAKE	2.13	274.05	4863.44	160.23	2843.62
TAYLORSVILLE-BENNION	3.99	282.69	9414.35	218.93	7290.79
TOTALS	44.67	270.18	100647.36	210.99	78598.21

Table 5
May 2025 thru Apr 2026
Entities Share of O&M Cost


ENTITY	% Based on Flow %	% Based on BOD %	% Based on TSS %	Total % of O&M Cost %
COTTONWOOD	3.20	4.48	7.08	14.7555
MOUNT OLYMPUS	6.88	8.26	10.54	25.6773
GRANGER-HUNTER	6.62	9.29	11.01	26.9225
KEARNS	1.82	4.37	5.71	11.9112
MURRAY	1.76	2.35	3.10	7.2164
SOUTH SALT LAKE	1.12	1.62	1.56	4.2941
TAYLORSVILLE-BENNION	2.10	3.13	3.99	9.2230
TOTALS	23.50	33.51	42.99	100.00



GRANGER-HUNTER
IMPROVEMENT DISTRICT

OUR OPERATIONS

- Resolution 6-16-26 ADOPTING CERTIFIED PROPERTY TAX RATE FOR TAX YEAR 2026
- May 2026 Financial Report
- May 2026 Paid Invoice Report
- District's Property & Casualty and Worker's Compensation Insurance Coverage Approval
- Administrative Services Update
- Water Maintenance Update
- Wastewater Maintenance Update
- Operations Update
- Capital Projects Update
- Engineering Department Update





GRANGER-HUNTER
IMPROVEMENT DISTRICT

2888 South 3600 West • P.O. Box 701110 • West Valley City, Utah 84170-1110 • Phone (801) 968-3551 • Fax (801) 968-5467 • www.ghid.org

June 16, 2026

To the Granger-Hunter Improvement District (District) Board of Trustees

Each year the District is required to adopt a “certified property tax rate.” Salt Lake County and the State Tax Commission calculate what the certified tax rate will be based on property values and the authorized revenue amount.

This year’s certified rate, revenue increase, is estimated to be 0.000480 on a total value of \$13,528,316,467, which results in a requested revenue amount of \$6,493,592. This amount is lower than the total Property Tax Revenue line in the District’s 2025 budget of \$7,156,600, primarily due to the Motor Vehicle and Delinquent Tax/Interest line items. In 2025, the rate was 0.000496 on a valuation of \$12,984,576,889 for a total requested revenue of \$6,440,350. The increase in requested revenue from 2025 to 2026 is \$53,242, which consists of new growth during the past year.

The District’s maximum allowed rate, by law, is 0.0008. If the District were to take the maximum amount at this time, the estimated revenue would be approximately \$10,822,653, or \$4,329,061 (67%) more than what is currently being levied.

If the District wishes to increase property tax collections in the future, then it must contact the State and County to increase the requested revenue amount and go through the “Truth-in-Taxation” (TNT) process. Most recently, the District went through the TNT process in 2023 to set 2024 rates. This process must begin prior to adopting next year’s budget in November. If it is determined that that the District needs to raise property tax revenues, the following actions must take place prior to the adopting the 2027 Budget.

1. On or before October 1st, the District must notify the county legislative body of the date, time and place of the public hearing where the budget will be discussed, so the notice can be put on the outgoing county property tax notifications.
2. On or before October 21st, the District in a public meeting, must have a separate agenda item and state (1) intent to increase property taxes, (2) dollar amount of increase, (3) purpose for increase and (4) approximate percentage of increase.
3. On before October 28th, the district must notify every parcel owner (1) Value of the property, (2) current year tax on the property, (3) estimated tax on property with proposed increase, (4) date, time and place of public hearing and (5) statement from 59-2-919.
4. Two weeks before the public hearing, notify public by posting the notice electronically on the public legal notice website. Notice must follow TNT format from the Certified Tax Rate System. The District also must notify the public in accordance with a Class A notification.

5. 2 weeks after the electronic advertisement, the public hearing must be held. The only other hearings allowed on the same day are budget, fee and enterprise fund hearings. Any meetings on the same day must end before the TNT hearing. In the District's case, it has set a preliminary date of November 20th. The TNT hearing could be done on the same date.
6. After the public hearing, the property tax increase may be adopted, Resolution (PT-800C) must be sent to tax commission before rate can be finalized (See appendix).

Property taxes continue to be scrutinized by the State Legislature and some of the District's citizens. There are those who believe the District should not be collecting property taxes because it already charges an availability fee for water and wastewater fees. I would like to briefly review what each of those fees helps pay for and why it is appropriate to collect property taxes.

The availability fee (currently \$18.96 per month for residential water connections) is a fixed portion of the monthly water bill which funds many of the costs associated with having culinary water "available" at a home or business. Even if a customer does not use any water during the month, the District must have the system ready and water available in the event the customer decides to turn on the tap. There are fixed costs for having the system in place, properly maintaining it and having contracts in place so that adequate water supplies are available to meet the potential demand on the system. The availability fee helps pay for such items as storage facilities, waterlines, meters, system maintenance and upgrades, regulatory costs and overhead expenses relating to the water system. Since the District experiences inflationary impacts just like other businesses and individuals, it must occasionally increase the availability fee to continue to provide basic services. (The availability fee was last increased, from \$18.59 per month to \$18.96, in 2026.)

The four water rate tiers cover most of the costs relating to the water itself. This includes water purchases, water generation from wells, utilities, water quality monitoring, maintenance and other variable costs.

The wastewater availability fee (currently \$17.93 per month for residential residents) is a fixed portion of the monthly water bill which funds many of the costs associated with collecting wastewater at a home or business. Even if a customer does not dispose of their wastewater during the month, the District must have the system ready to collect that wastewater responsibly. The monthly wastewater fee covers most of the cost of infrastructure and operations of the wastewater system, including most expenses for the District's proportionate share of Central Valley Water Reclamation Facility (CVWRF). There is an additional \$14.50 per month charge on wastewater bills to help fund the renovation of existing infrastructure and construction of new infrastructure at the CVWRF plant.

In 2022, the District enacted a variable wastewater usage rate based on indoor water use as defined by average indoor water consumption on the December – April bills. The

addition of this fee was to better shift the expense of wastewater treatment to those residents who use the District's wastewater system more frequently.

While the water and wastewater fees cover most of the District operating expenditures, there are some remaining expenses that are not covered by those revenues. The District utilizes property tax revenues to help cover these expenses. The District considers these expenses as "public good" costs that everyone using the system benefit from but are not specifically charged for those services. These services include debt service, fire protection, public health, ground water management and redevelopment agency. Once adopted, the new property tax rate will cover approximately 14% of operating expenditures. Currently the 2026 estimated property tax spread sheet identifies "public good" expenditures at \$7.3m. If the board elects to cover all the "public good" expenditures with property taxes, property taxes would need to be raised by about \$0.8m to cover those expenditures. The property tax rate would increase to an estimated rate of 0.000536, a 0.000056 increase from where the current 2026 rate will be set at.

It is requested that the Board consider and approve Resolution 06-16-26, Adoption of Certified Tax Rate for the Tax Year 2026, adopting a rate that equals the allowed budgeted revenue the District is approved for.

Thank you for your support.

Austin Ballard, CPA
Controller/District Clerk

Appendix

Resolution Adopting Final Tax Rates and Budgets Report 800C - Calendar Year Entities	Form PT-800C <small>pt-800C.xls Rev. 5/2018</small>
---	---

County: _____ Year: _____

It is hereby resolved that the governing body of (entity name): _____

approves the following additional property tax revenue(s) for the year: _____

1 Fund/Budget Type	2 Additional Revenue Above the Certified Rate Revenue
Total	

This resolution is adopted after proper notice and hearing in accordance with UCA 59-2-919 and shall be forwarded to the County Auditor and the Tax Commission in accordance with UCA 59-2-913 and 59-2-920.

Signature of Governing Chair	
Signature: _____	Date: _____
Title: _____	



Resolution of the Board of Trustees

Resolution No. 06-16-26

Adoption of Certified Tax Rate for Tax Year 2026

BE IT RESOLVED by the Granger-Hunter Improvement District's Board of Trustees:

1. The Granger-Hunter Improvement District will adopt, as its certified tax rate for tax year 2026, the rate as calculated by the Salt Lake County Auditor.
2. This budgeted revenue calculated is estimated to be \$6,493,592. The Board of Trustees authorizes the GM and Controller to approve the final calculated rate that equals the final budgeted revenue as set by the Salt Lake County Auditor for 2026.
3. This resolution shall take effect upon approval by the Board.

PASSED, ADOPTED and APPROVED this 16th day of June, 2026.

Wayne D. Watts
Chair of the Board of Trustees

ATTEST:

Austin Ballard
District Clerk












GRANGER-HUNTER
IMPROVEMENT DISTRICT

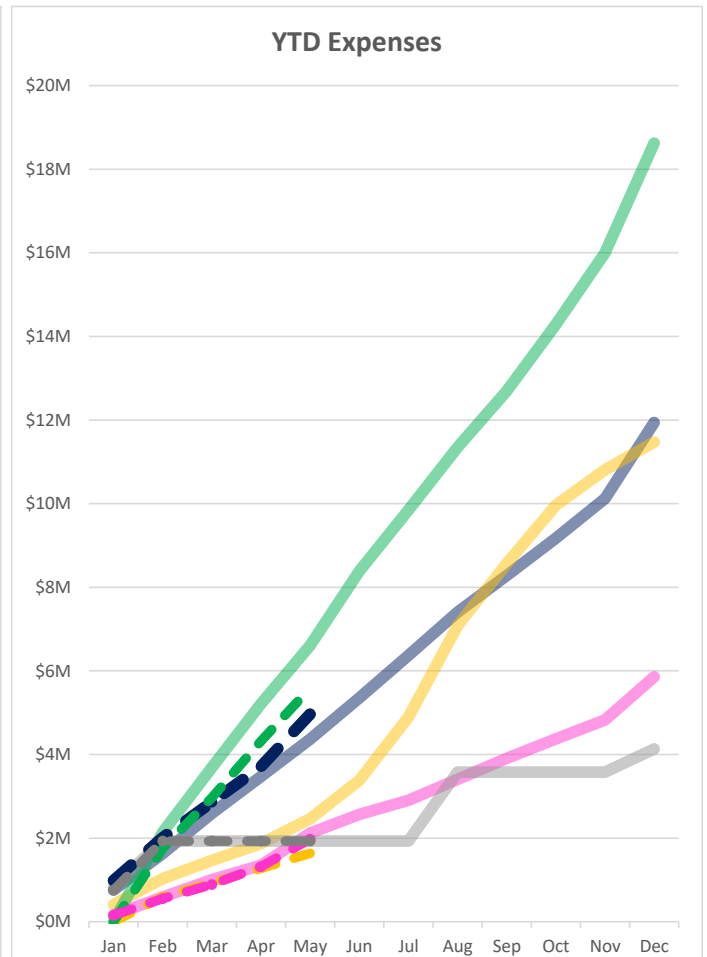
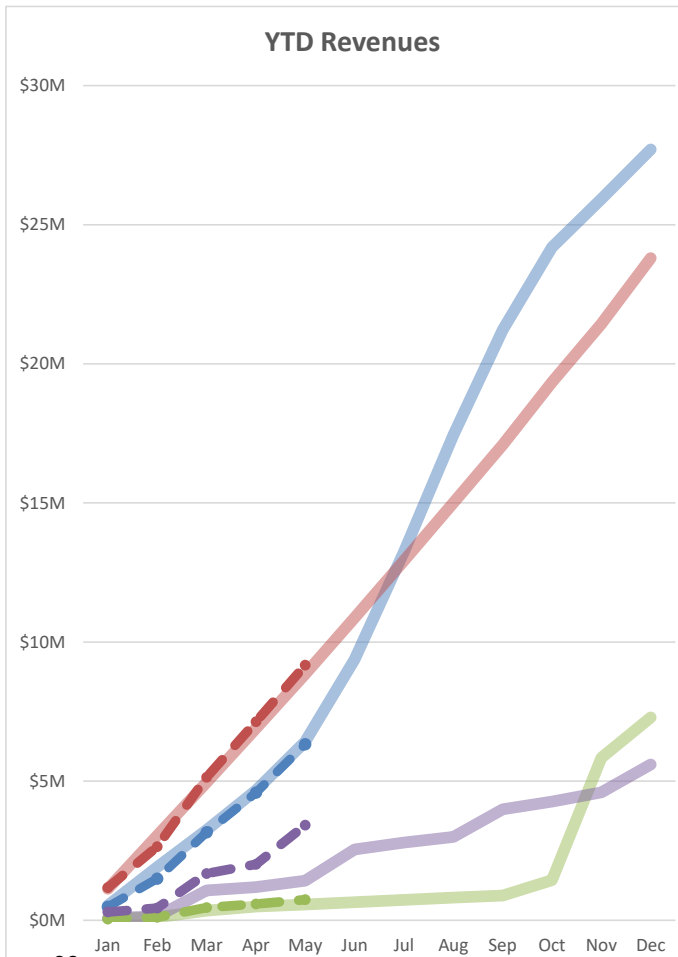
MAY 2026 FINANCIAL REPORT





UNAUDITED STATEMENT

	Key	May 2026	YTD 2026	Amended Budget 2026	% of Budget
REVENUES					
Water Sales		\$ 1,739,275	\$ 6,330,434	\$ 27,705,000	22.8%
Sewer Service Charges		2,034,536	9,169,566	23,800,000	38.5%
Property Taxes		157,900	741,591	7,291,000	10.2%
Other		1,403,565	3,418,710	5,599,180	61.1%
Total Revenue		<u>5,335,276</u>	<u>19,660,301</u>	<u>64,395,180</u>	30.5%
EXPENSES					
Payroll and Benefits		1,255,818	4,965,628	11,940,852	41.6%
Water Purchases		363,384	1,637,994	11,472,825	14.3%
Central Valley		1,268,467	5,586,312	18,624,557	30.0%
O&M & Admin		658,987	1,975,625	5,857,109	33.7%
Debt Service		-	1,927,817	4,132,799	46.6%
Total Expenses		<u>3,546,656</u>	<u>16,093,376</u>	<u>52,028,142</u>	30.9%
CAPITAL					
Infrastructure		1,603,701	5,016,462	20,271,600	24.7%
Vehicles & Equipment		67,120	787,374	1,418,000	55.5%
Total Capital		<u>1,670,821</u>	<u>5,803,836</u>	<u>21,689,600</u>	26.8%
NET REVENUES		<u>\$ 117,799</u>	<u>\$ (2,236,911)</u>	<u>\$ (9,322,562)</u>	24.0%
Add back Infrastructure		1,603,701	5,016,462	20,271,600	24.7%
Add Noncash OPEB Accrual		-	302,605	452,000	66.9%
ADJ NET REVENUES		<u>\$ 1,721,500</u>	<u>\$ 3,082,156</u>	<u>\$ 11,401,038</u>	27.0%





REVENUES - UNAUDITED

	May 2025	YTD 2025	Amended Budget 2025	% of Budget	May 2026	YTD 2026	Amended Budget 2026	% of Budget
REVENUES								
Operating Revenues:								
Water Sales	\$ 1,822,627	\$ 6,276,377	\$ 26,661,000	23.5%	\$ 1,739,275	\$ 6,330,434	\$ 27,705,000	22.8%
Sewer Service Charges	1,325,186	5,693,502	15,162,000	37.6%	1,353,271	5,768,206	15,800,000	36.5%
Central Valley Assessmt	677,743	3,381,947	7,830,000	43.2%	681,265	3,401,360	8,000,000	42.5%
Engineering Fees	5,925	36,268	61,000	59.5%	13,125	40,238	61,000	66.0%
Connection fees	33,075	53,206	40,000	133.0%	16,204	103,635	40,000	259.1%
Inspection	3,276	33,108	100,000	33.1%	17,187	100,583	100,000	100.6%
Delinquent/Turn-on Fees	2,525	10,943	30,000	36.5%	3,316	19,831	30,000	66.1%
Waterwise Customer Revenue	-	2,399	3,500	68.5%	16	1,678	3,500	47.9%
Grant/Loan Forgive Revenue	-	402,887	5,731,000	7.0%	833,015	833,015	3,300,680	25.2%
Conservation Grant	-	780	68,500	1.1%	-	9,600	84,000	11.4%
Total Operating Revenue	3,870,357	15,891,417	55,687,000	28.5%	4,656,674	16,608,580	55,124,180	30.1%
Property Tax Revenue:								
Property Tax	12,700	79,545	6,020,600	1.3%	14,300	70,501	6,080,000	1.2%
Motor Vehicle	24,600	119,715	285,000	42.0%	27,600	116,757	290,000	40.3%
Personal Property	38,200	354,316	431,000	82.2%	103,300	467,862	431,000	108.6%
Delinquent Tax/Interest	6,400	89,401	90,000	99.3%	12,700	86,471	140,000	61.8%
Tax Increment for RDA	-	-	330,000	0.0%	-	-	350,000	0.0%
Total Property Tax Revenue	81,900	642,977	7,156,600	9.0%	157,900	741,591	7,291,000	10.2%
Non-operating Revenue:								
Impact Fees - Water	332,024	443,323	500,000	88.7%	240,504	991,259	750,000	132.2%
Impact Fees - Sewer	5,210	73,408	225,000	32.6%	138,030	583,040	225,000	259.1%
Interest	161,638	811,248	600,000	135.2%	124,828	605,001	600,000	100.8%
Sale of Surplus Equipment	-	46,589	94,000	49.6%	795	62,541	250,000	25.0%
Other	15,015	59,600	155,000	38.5%	16,545	68,289	155,000	44.1%
Total Non-operating Revenue	513,887	1,434,168	1,574,000	91.1%	520,702	2,310,130	1,980,000	116.7%
Total Revenues	\$ 4,466,144	\$ 17,968,562	\$ 64,417,600	27.9%	\$ 5,335,276	\$ 19,660,301	\$ 64,395,180	30.5%

Percent of Year Completed: 41.67%



GRANGER-HUNTER
IMPROVEMENT DISTRICT

EXPENSES - UNAUDITED

	May 2025	YTD 2025	Amended Budget 2025	% of Budget	May 2026	YTD 2026	Amended Budget 2026	% of Budget
EXPENSES								
Payroll Wages:								
Salaries & Wages	\$ 481,841	2,344,285	\$ 6,432,353	36.4%	\$ 741,839	2,785,803	\$ 6,735,724	41.4%
Overtime Wages	10,376	65,444	171,000	38.3%	9,598	27,461	180,524	15.2%
On-call Pay	10,337	50,680	150,000	33.8%	15,995	56,351	150,000	37.6%
Incentive Pay	-	600	800	75.0%	-	3,550	3,100	114.5%
Clothing Allowance	-	-	22,000	0.0%	-	-	21,725	0.0%
Other/OPEB	-	-	89,000	0.0%	-	302,605	452,000	66.9%
<i>Total Payroll Wages</i>	<u>502,554</u>	<u>2,461,009</u>	<u>6,865,153</u>	<u>35.8%</u>	<u>767,432</u>	<u>3,175,770</u>	<u>7,543,073</u>	<u>42.1%</u>
Payroll Benefits:								
State Retirement Plan	78,301	387,324	1,071,477	36.1%	112,360	405,825	1,053,373	38.5%
401K Plan	50,476	247,512	626,944	39.5%	77,990	288,336	719,722	40.1%
Health/Dental Insurance	158,799	775,866	2,328,244	33.3%	279,353	1,003,761	2,413,662	41.6%
Medicare	7,145	35,014	95,757	36.6%	10,913	40,892	100,322	40.8%
Workers Compensation Ins	-	21,041	55,000	38.3%	-	22,007	47,000	46.8%
Life/LTD/LTC Insurance	4,902	21,894	61,300	35.7%	7,770	29,037	58,700	49.5%
State Unemployment	-	1,836	5,000	36.7%	-	-	5,000	0.0%
<i>Total Payroll Benefits</i>	<u>299,623</u>	<u>1,490,487</u>	<u>4,243,722</u>	<u>35.1%</u>	<u>488,386</u>	<u>1,789,858</u>	<u>4,397,779</u>	<u>40.7%</u>
Operations & Maintenance:								
Repair & Replacement	51,145	399,802	1,509,541	26.5%	306,978	609,729	1,533,050	39.8%
Building & Grounds	35,477	89,344	223,410	40.0%	16,340	61,861	187,550	33.0%
Vehicle Maint & Fuel	19,251	57,763	155,700	37.1%	9,219	54,279	146,800	37.0%
Vehicle Lease	3,384	16,918	33,000	51.3%	-	(88)	-	0.0%
Tools & Supplies	3,887	45,851	105,200	43.6%	4,245	28,851	76,070	37.9%
Water Purchases	528,939	2,098,045	12,249,425	17.1%	363,384	1,637,994	11,472,825	14.3%
Treatment Chemicals	3,841	8,523	32,000	26.6%	6,360	16,450	43,000	38.3%
Water Lab Testing Fees	722	8,107	80,930	10.0%	1,243	15,491	45,900	33.7%
Utilities	67,721	192,923	868,000	22.2%	81,829	243,240	857,836	28.4%
<i>Total O&M</i>	<u>714,367</u>	<u>2,917,276</u>	<u>15,257,206</u>	<u>19.1%</u>	<u>789,598</u>	<u>2,667,807</u>	<u>14,363,031</u>	<u>18.6%</u>
CVWRF:								
Facility Operations	429,896	2,166,953	6,572,851	33.0%	484,524	2,485,311	7,696,807	32.3%
Project Betterments	60,747	344,536	2,059,472	16.7%	51,714	218,273	2,086,925	10.5%
Pre-treatment Field	34,972	140,568	436,020	32.2%	32,509	134,096	476,742	28.1%
Laboratory	26,330	124,273	375,355	33.1%	28,761	124,180	384,439	32.3%
CVW Debt Service	686,518	2,699,317	8,040,379	33.6%	670,959	2,624,452	7,979,644	32.9%
<i>Total CVWRF</i>	<u>\$ 1,238,463</u>	<u>5,475,647</u>	<u>\$ 17,484,077</u>	<u>31.3%</u>	<u>\$ 1,268,467</u>	<u>5,586,312</u>	<u>\$ 18,624,557</u>	<u>30.0%</u>



EXPENSES - UNAUDITED

	May 2025	YTD 2025	Amended Budget 2025	% of Budget	May 2026	YTD 2026	Amended Budget 2026	% of Budget
General & Administrative:								
Office Supplies/Printing	\$ 600	2,488	\$ 24,225	10.3%	\$ 1,118	4,112	\$ 11,375	36.1%
Postage & Mailing	27,673	71,051	179,350	39.6%	13,216	66,477	179,580	37.0%
General Administrative	5,560	35,534	101,287	35.1%	3,303	32,427	88,904	36.5%
General Administrative-Elections	-	-	110,000	0.0%	-	-	-	0.0%
General Administrative-TNT	-	-	-	0.0%	-	-	2,000	0.0%
Computer Supplies	13,314	140,918	552,502	25.5%	62,181	216,722	523,879	41.4%
General Insurance	152	85,380	397,835	21.5%	35	156,894	393,359	39.9%
Utilities	7,172	35,245	98,700	35.7%	7,016	31,867	96,300	33.1%
Telephone	8,233	48,607	121,440	40.0%	7,472	35,155	111,146	31.6%
Training & Education	9,003	33,071	104,450	31.7%	11,532	27,989	85,825	32.6%
Safety	3,367	13,833	67,725	20.4%	2,186	9,688	56,425	17.2%
Legal fees	6,727	24,081	48,000	50.2%	6,465	32,529	45,500	71.5%
Auditing Fees	12,000	12,000	12,000	100.0%	15,850	15,850	15,850	100.0%
Professional Consulting	10,045	38,887	182,710	21.3%	11,182	22,211	247,260	9.0%
Public Relations/Conservation	31,855	35,535	92,500	38.4%	53,766	80,087	93,500	85.7%
Banking & Bonding	32,554	137,380	423,500	32.4%	37,451	169,360	438,500	38.6%
Payments to Other Gov't Agencies	-	44,070	48,500	90.9%	-	44,444	47,500	93.6%
Admin Contingency	-	-	180,000	0.0%	-	-	180,000	0.0%
<i>Total General Administrative</i>	<u>168,255</u>	<u>758,080</u>	<u>2,744,724</u>	<u>27.6%</u>	<u>232,773</u>	<u>945,812</u>	<u>2,616,903</u>	<u>36.1%</u>
Total Operating Expenses	<u>2,923,262</u>	<u>13,102,499</u>	<u>46,594,882</u>	<u>28.1%</u>	<u>3,546,656</u>	<u>14,165,559</u>	<u>47,545,343</u>	<u>29.8%</u>
Net Operating Revenues	<u>1,542,882</u>	<u>4,866,063</u>	<u>17,822,718</u>	<u>27.3%</u>	<u>1,788,620</u>	<u>5,494,742</u>	<u>16,849,837</u>	<u>32.6%</u>
Indirect Operating Expenses:								
Depreciation	3,917,879	3,917,879	8,900,000	44.0%	4,137,966	4,137,966	9,300,000	44.5%
RDA Pass-Through	-	-	330,000	0.0%	-	-	350,000	0.0%
<i>Total Indirect Operating Exp</i>	<u>3,917,879</u>	<u>3,917,879</u>	<u>9,230,000</u>	<u>42.4%</u>	<u>4,137,966</u>	<u>4,137,966</u>	<u>9,650,000</u>	<u>42.9%</u>
Capital								
Infrastructure	1,653,507	3,369,528	22,887,571	14.7%	1,603,701	5,016,462	20,271,600	24.7%
Vehicles & Equipment	160,243	306,289	809,000	37.9%	67,120	787,374	1,418,000	55.5%
<i>Total Equipment</i>	<u>1,813,750</u>	<u>3,675,817</u>	<u>23,696,571</u>	<u>15.5%</u>	<u>1,670,821</u>	<u>5,803,836</u>	<u>21,689,600</u>	<u>26.8%</u>
Debt Service:								
Bond Interest and Fees	-	188,894	1,364,332	13.8%	-	228,817	1,314,799	17.4%
Bond Principal Pmt ('21 Bond)	-	332,000	332,000	100.0%	-	337,000	337,000	100.0%
Bond Principal Pmt ('19 Bond)	-	1,008,000	1,008,000	100.0%	-	1,021,000	1,021,000	100.0%
Bond Principal Pmt ('23A Bond)	-	-	-	0.0%	-	341,000	341,000	100.0%
Bond Principal Pmt ('23B Bond)	-	-	1,090,000	0.0%	-	-	1,119,000	0.0%
<i>Total Debt Service</i>	<u>-</u>	<u>1,528,894</u>	<u>3,794,332</u>	<u>40.3%</u>	<u>-</u>	<u>1,927,817</u>	<u>4,132,799</u>	<u>46.6%</u>
Total Equip & Debt Service	<u>1,813,750</u>	<u>5,204,711</u>	<u>27,490,903</u>	<u>18.9%</u>	<u>1,670,821</u>	<u>7,731,653</u>	<u>25,822,399</u>	<u>29.9%</u>
Net Revenues	<u>(4,188,747)</u>	<u>(4,256,527)</u>	<u>(18,898,185)</u>	<u>22.5%</u>	<u>(4,020,167)</u>	<u>(6,374,877)</u>	<u>(18,622,562)</u>	<u>34.2%</u>
Add back Depreciation	3,917,879	3,917,879	8,900,000	44.0%	4,137,966	4,137,966	9,300,000	44.5%
Add back Infrastructure	1,653,507	3,369,528	22,887,571	14.7%	1,603,701	5,016,462	20,271,600	24.7%
Add Noncash OPEB Accrual	-	-	89,000	0.0%	-	302,605	452,000	66.9%
Adjusted Net Revenues	<u>\$ 1,382,639</u>	<u>3,030,880</u>	<u>\$ 12,978,386</u>	<u>23.4%</u>	<u>\$ 1,721,500</u>	<u>3,082,156</u>	<u>\$ 11,401,038</u>	<u>27.0%</u>



BALANCE SHEET - UNAUDITED

	May 2026
ASSETS	
Current Assets	
Unrestricted cash and cash equivalents	\$ 15,624,147
Marketable Securities	7,855,575
Receivables	3,883,303
Inventory	1,539,692
Total Current Assets	<u>28,902,717</u>
Non-current Assets	
Restricted cash and cash equivalents	13,998,384
Capital Assets - net of depreciation	181,505,300
Investment in Central Valley Water Reclamation Facility	51,624,241
Total Non-current Assets	<u>247,127,925</u>
Deferred Outflows of Resources	
Deferred outflows relating to pensions	2,191,571
Total Deferred Outflows of Resources	<u>2,191,571</u>
Total Assets and Deferred Outflows of Resources	<u>\$ 278,222,213</u>
LIABILITIES	
Current Liabilities	
Accounts payable	\$ 1,021,677
Accrued liabilities	1,669,196
Retainage	578,680
Customer water deposits	13,156
Total Current Liabilities	<u>3,282,709</u>
Non-Current Liabilities	
Long-term liabilities, due in more than one year	54,498,232
Net pension liability	1,294,520
Total Non-Current Liabilities	<u>55,792,752</u>
Deferred Inflows of Resources	
Deferred inflows relating to pensions	7,721
Total Deferred Inflows of Resources	<u>7,721</u>
Total Liabilities and Deferred Inflows of Resources	<u>59,083,182</u>
NET POSITION	
Total Net Position	<u>219,139,031</u>
Total Liabilities, Deferred Inflows of Resources and Net Position	<u>\$ 278,222,213</u>



GRANGER-HUNTER
IMPROVEMENT DISTRICT

MAY 2026 PAID INVOICE REPORT





Vendor Name	Payment Date	Payment Number	Description (Item)	Account Number	Account Name	Amount
Vendor: 1064 - ACE RECYCLING & DISPOSAL						
ACE RECYCLING & DISPOSAL	05/07/2026	131405	MAY 2026 RECYCLING	01-130-510220	BUILDINGS & GROUNDS - CU...	261.90
Vendor 1064 - ACE RECYCLING & DISPOSAL Total:						261.90
Vendor: 5414 - ADVANCED DOOR, LC						
ADVANCED DOOR, LC	05/13/2026	131470	Building C bay door #13 repai...	01-360-510220	BUILDINGS & GROUNDS - SYS...	4,107.14
ADVANCED DOOR, LC	05/13/2026	131470	Building C bay door #6	01-360-510220	BUILDINGS & GROUNDS - SYS...	110.00
Vendor 5414 - ADVANCED DOOR, LC Total:						4,217.14
Vendor: 1205 - AMEN TRIM & TREE CORP						
AMEN TRIM & TREE CORP	05/27/2026	131519	Tree Removal	01-220-520210	REPAIR SUPPLIES - WTR R&R	3,300.00
Vendor 1205 - AMEN TRIM & TREE CORP Total:						3,300.00
Vendor: 1210 - AMERICAN EXPRESS						
AMERICAN EXPRESS	05/07/2026	131406	CORP MEM RWDS CARD LIN...	01-110-510540	BANKING & BONDING EXPEN...	90.00
AMERICAN EXPRESS	05/07/2026	131407	APR 2026 PURCHASES	01-000-210150	AMEX/MC PAYABLE	6,212.04
AMERICAN EXPRESS	05/07/2026	131407	AMZN/EMP GYM	01-000-220700	EMPLOYEE RESERVE - GYM	239.00
AMERICAN EXPRESS	05/07/2026	131407	AWWA/REGISTRATION ACE ...	01-105-510480	TRAINING & EDUCATION - B...	1,050.00
AMERICAN EXPRESS	05/07/2026	131407	UNITED AIR/AIRFARE-ACE C...	01-105-510480	TRAINING & EDUCATION - B...	607.80
AMERICAN EXPRESS	05/07/2026	131407	DEQ/DDW CROSS CONNECTI...	01-110-510430	GENERAL ADMINISTRATIVE	165.00
AMERICAN EXPRESS	05/07/2026	131407	CHMBRWST/LDRSHIP INST C...	01-110-510430	GENERAL ADMINISTRATIVE	525.00
AMERICAN EXPRESS	05/07/2026	131407	PANERA/ADMIN PROF DAY	01-110-510430	GENERAL ADMINISTRATIVE	101.45
AMERICAN EXPRESS	05/07/2026	131407	PANERA/ADMIN PROF DAY	01-110-510430	GENERAL ADMINISTRATIVE	27.95
AMERICAN EXPRESS	05/07/2026	131407	LT GOV/ANNUAL ENTITY REG...	01-110-510433	GENERAL ADMINISTRATIVE - ...	25.00
AMERICAN EXPRESS	05/07/2026	131407	SMITH SYSTEM DRIVER IMP...	01-110-510480	TRAINING & EDUCATION - M...	71.02
AMERICAN EXPRESS	05/07/2026	131407	CHMBRWST/MGMT TRNG - ...	01-110-510480	TRAINING & EDUCATION - M...	30.00
AMERICAN EXPRESS	05/07/2026	131407	AWWA/REGISTRATION ACE ...	01-110-510480	TRAINING & EDUCATION - M...	1,050.00
AMERICAN EXPRESS	05/07/2026	131407	HOLIDAY INN/LODGING - UG...	01-110-510480	TRAINING & EDUCATION - M...	522.39
AMERICAN EXPRESS	05/07/2026	131407	AWWA/REGISTRATION ACE ...	01-110-510480	TRAINING & EDUCATION - M...	1,050.00
AMERICAN EXPRESS	05/07/2026	131407	SL TRIBUNE/CCR REPORT PU...	01-110-510500	LEGAL EXPENSE	37.40
AMERICAN EXPRESS	05/07/2026	131407	AMZN/DRINKING FOUNTAIN ...	01-130-510220	BUILDINGS & GROUNDS - CU...	116.83
AMERICAN EXPRESS	05/07/2026	131407	AMZN/WATER FILTERS	01-130-510220	BUILDINGS & GROUNDS - CU...	79.59
AMERICAN EXPRESS	05/07/2026	131407	AMZN/OFFICE SUPPLIES	01-130-510410	OFFICE SUPPLIES	16.99
AMERICAN EXPRESS	05/07/2026	131407	AMZN/OFFICE SUPPLIES	01-130-510410	OFFICE SUPPLIES	15.29
AMERICAN EXPRESS	05/07/2026	131407	AMZN/OFFICE SUPPLIES	01-130-510410	OFFICE SUPPLIES	14.39
AMERICAN EXPRESS	05/07/2026	131407	AMZN/AAA BATTERIES	01-130-510410	OFFICE SUPPLIES	11.23
AMERICAN EXPRESS	05/07/2026	131407	AMZN/ID BADGE HOLDERS	01-130-510410	OFFICE SUPPLIES	21.59
AMERICAN EXPRESS	05/07/2026	131407	AMZN/PRINTER TONER	01-130-510410	OFFICE SUPPLIES	235.67
AMERICAN EXPRESS	05/07/2026	131407	AMZN/OFFICE SUPPLIES	01-130-510410	OFFICE SUPPLIES	234.95
AMERICAN EXPRESS	05/07/2026	131407	ARTISTIC WHOLESALE/GHID ...	01-130-510410	OFFICE SUPPLIES	69.13

Paid Check Report

Payment Dates: 5/1/2026 - 5/31/2026

Vendor Name	Payment Date	Payment Number	Description (Item)	Account Number	Account Name	Amount
AMERICAN EXPRESS	05/07/2026	131407	AMZN/OFFICE SUPPLIES	01-130-510410	OFFICE SUPPLIES	20.52
AMERICAN EXPRESS	05/07/2026	131407	CHMBRWST/PROF DEV TRNG...	01-140-510480	TRAINING & EDUCATION - M...	60.00
AMERICAN EXPRESS	05/07/2026	131407	AGC/REGISTRATION-FLAGGE...	01-140-510480	TRAINING & EDUCATION - M...	95.00
AMERICAN EXPRESS	05/07/2026	131407	UT SFTY COUNCIL/DEFENSIVE...	01-140-510480	TRAINING & EDUCATION - M...	110.00
AMERICAN EXPRESS	05/07/2026	131407	AGC/REGIS-TRAFFIC CNTRL-...	01-140-510480	TRAINING & EDUCATION - M...	460.00
AMERICAN EXPRESS	05/07/2026	131407	UPS/RETURN WARRANTY M...	01-140-520210	REPAIR SUPPLIES - METER	411.50
AMERICAN EXPRESS	05/07/2026	131407	AMZN/WIRE CONNECTORS	01-140-520240	TOOLS & SUPPLIES - METERS	18.98
AMERICAN EXPRESS	05/07/2026	131407	AMZN/METER SUPPLIES	01-140-520240	TOOLS & SUPPLIES - METERS	-38.99
AMERICAN EXPRESS	05/07/2026	131407	AMZN/SAFTEY EAR PLUGS, ...	01-210-510490	SAFETY EXPENSE	193.86
AMERICAN EXPRESS	05/07/2026	131407	AWWA/REGISTRATION ACE ...	01-220-510480	TRAINING & EDUCATION - W...	1,050.00
AMERICAN EXPRESS	05/07/2026	131407	AGC/REGIS-TRAFFIC CNTRL-...	01-220-510480	TRAINING & EDUCATION - W...	690.00
AMERICAN EXPRESS	05/07/2026	131407	WVC PT/INV #278127	01-220-520210	REPAIR SUPPLIES - WTR R&R	200.00
AMERICAN EXPRESS	05/07/2026	131407	WVC PT/INV #278131	01-220-520210	REPAIR SUPPLIES - WTR R&R	200.00
AMERICAN EXPRESS	05/07/2026	131407	WVC PT/INV #278121	01-220-520210	REPAIR SUPPLIES - WTR R&R	100.00
AMERICAN EXPRESS	05/07/2026	131407	WVC PT/INV #278125	01-220-520210	REPAIR SUPPLIES - WTR R&R	200.00
AMERICAN EXPRESS	05/07/2026	131407	WVC PT/INV #278132	01-220-520210	REPAIR SUPPLIES - WTR R&R	300.00
AMERICAN EXPRESS	05/07/2026	131407	WVC PT/INV #278123	01-220-520210	REPAIR SUPPLIES - WTR R&R	205.00
AMERICAN EXPRESS	05/07/2026	131407	WVC PT/INV #278118	01-220-520210	REPAIR SUPPLIES - WTR R&R	100.00
AMERICAN EXPRESS	05/07/2026	131407	WVC PT/INV #278133	01-220-520210	REPAIR SUPPLIES - WTR R&R	200.00
AMERICAN EXPRESS	05/07/2026	131407	AGC/REGIS-TRAFFIC CNTRL-...	01-230-510480	TRAINING & EDUCATION - W...	230.00
AMERICAN EXPRESS	05/07/2026	131407	WVC PT/INV #276897	01-230-520210	REPAIR SUPPLIES - WTR MAI...	200.00
AMERICAN EXPRESS	05/07/2026	131407	WVC PT/INV #276898	01-230-520210	REPAIR SUPPLIES - WTR MAI...	100.00
AMERICAN EXPRESS	05/07/2026	131407	WVC PT/INV #276900	01-230-520210	REPAIR SUPPLIES - WTR MAI...	200.00
AMERICAN EXPRESS	05/07/2026	131407	WVC PT/INV #276899	01-230-520210	REPAIR SUPPLIES - WTR MAI...	700.00
AMERICAN EXPRESS	05/07/2026	131407	WVC PT/INV #276896	01-230-520210	REPAIR SUPPLIES - WTR MAI...	100.00
AMERICAN EXPRESS	05/07/2026	131407	FAIRFIELD/LODGING-WEAU ...	01-240-510480	TRAINING & EDUCATION - ...	567.61
AMERICAN EXPRESS	05/07/2026	131407	FAIRFIELD/LODGING-WEAU ...	01-240-510480	TRAINING & EDUCATION - ...	567.61
AMERICAN EXPRESS	05/07/2026	131407	AGC/REGISTRATION-FLAGGE...	01-240-510480	TRAINING & EDUCATION - ...	190.00
AMERICAN EXPRESS	05/07/2026	131407	AMZN/WASHERS AND LOCK...	01-260-520240	TOOLS & SUPPLIES - BLD/FLT...	22.98
AMERICAN EXPRESS	05/07/2026	131407	AWWA/REGISTRATION ACE ...	01-340-510480	TRAINING & EDUCATION - E...	1,050.00
AMERICAN EXPRESS	05/07/2026	131407	FAIRFIELD/LODGING-WEAU ...	01-350-510480	TRAINING & EDUCATION - O...	567.61
AMERICAN EXPRESS	05/07/2026	131407	FAIRFIELD/LODGING-WEAU ...	01-350-510480	TRAINING & EDUCATION - O...	567.61
AMERICAN EXPRESS	05/07/2026	131407	RWAU/WTR EXAM - EMP #2...	01-350-510480	TRAINING & EDUCATION - O...	189.00
AMERICAN EXPRESS	05/07/2026	131407	AGC/REGISTRATION-FLAGGE...	01-350-510480	TRAINING & EDUCATION - O...	95.00
AMERICAN EXPRESS	05/07/2026	131407	DEQ STRM WTR/REGISTRATI...	01-350-510480	TRAINING & EDUCATION - O...	50.00
AMERICAN EXPRESS	05/07/2026	131407	DEQ STRM WTR/REGISTRATI...	01-350-510480	TRAINING & EDUCATION - O...	-50.00
AMERICAN EXPRESS	05/07/2026	131407	GALCO/SCADA PANEL CONT...	01-350-520210	REPAIR SUPPLIES - OPERATOR	119.72
AMERICAN EXPRESS	05/07/2026	131407	H&S MACHINE/SEPARATE P...	01-350-520210	REPAIR SUPPLIES - OPERATOR	90.00
AMERICAN EXPRESS	05/07/2026	131407	KINETICO/WELL #8 WATER S...	01-350-520210	REPAIR SUPPLIES - OPERATOR	4,995.00
AMERICAN EXPRESS	05/07/2026	131407	AMZN/TECHOPS MAINT SUP...	01-350-520210	REPAIR SUPPLIES - OPERATOR	344.77
AMERICAN EXPRESS	05/07/2026	131407	KINETICO/WELL #8 WATER S...	01-350-520210	REPAIR SUPPLIES - OPERATOR	-132.09
AMERICAN EXPRESS	05/07/2026	131407	AMZN/IT SUPPLIES	01-360-510440	COMPUTER SUPPLIES/EQUI...	379.98
AMERICAN EXPRESS	05/07/2026	131407	AMZN/IT SUPPLIES	01-360-510440	COMPUTER SUPPLIES/EQUI...	5.69
AMERICAN EXPRESS	05/07/2026	131407	AMZN/IT SUPPLIES	01-360-510440	COMPUTER SUPPLIES/EQUI...	177.25

Paid Check Report

Payment Dates: 5/1/2026 - 5/31/2026

Vendor Name	Payment Date	Payment Number	Description (Item)	Account Number	Account Name	Amount
AMERICAN EXPRESS	05/07/2026	131407	SIGNNOW/E-SIGNATURE SO...	01-360-510440	COMPUTER SUPPLIES/EQUI...	180.00
AMERICAN EXPRESS	05/07/2026	131407	ZOOM/ONLINE MTGS	01-360-510440	COMPUTER SUPPLIES/EQUI...	219.90
AMERICAN EXPRESS	05/07/2026	131407	AMZN/WEB SERVICES (GIS C...	01-360-510440	COMPUTER SUPPLIES/EQUI...	1,705.42
AMERICAN EXPRESS	05/07/2026	131407	UTAH AGRC/GPS LICENSE	01-360-510440	COMPUTER SUPPLIES/EQUI...	600.00
AMERICAN EXPRESS	05/07/2026	131407	RING CENTRAL/PHONE SYST...	01-360-510440	COMPUTER SUPPLIES/EQUI...	886.95
AMERICAN EXPRESS	05/07/2026	131407	CDW-G/IT SUPPLIES	01-360-510440	COMPUTER SUPPLIES/EQUI...	1,210.11
Vendor 1210 - AMERICAN EXPRESS Total:						33,325.70
Vendor: 1930 - AMERITAS LIFE INSURANCE CORP						
AMERITAS LIFE INSURANCE ...	05/07/2026	131411	POLICY 030-301010-0001/AP...	01-110-500130	HEALTH INSURANCE - MGMT	349.60
AMERITAS LIFE INSURANCE ...	05/07/2026	131412	POLICY 030-301010-00001/...	01-000-220501	DENTAL INSURANCE CLAIMS ...	788.20
AMERITAS LIFE INSURANCE ...	05/07/2026	131412	POLICY 030-301010-00001/...	01-000-220501	DENTAL INSURANCE CLAIMS ...	3,172.57
AMERITAS LIFE INSURANCE ...	05/13/2026	131442	POLICY 030-301010-00001/...	01-000-220501	DENTAL INSURANCE CLAIMS ...	1,202.00
AMERITAS LIFE INSURANCE ...	05/20/2026	131491	POLICY 030-301010-00001/...	01-000-220501	DENTAL INSURANCE CLAIMS ...	1,510.00
AMERITAS LIFE INSURANCE ...	05/27/2026	131523	POLICY 010-065955-00001/...	01-000-220500	HEALTH INSURANCE PAYABLE	470.70
AMERITAS LIFE INSURANCE ...	05/27/2026	131523	POLICY 010-065955-00001/...	01-000-220500	HEALTH INSURANCE PAYABLE	470.70
Vendor 1930 - AMERITAS LIFE INSURANCE CORP Total:						7,963.77
Vendor: 5132 - APA BENEFITS, INC.						
APA BENEFITS, INC.	05/27/2026	131529	APR 2026 COBRA SERVICING	01-110-510520	PROFESSIONAL CONSULTING ..	52.50
Vendor 5132 - APA BENEFITS, INC. Total:						52.50
Vendor: 1087 - APCO INC						
APCO INC	05/20/2026	131482	26B SCADA UPGRADES PHAS...	01-340-520920	INFRASTRUCTURE PURCHAS...	37,136.32
APCO INC	05/20/2026	131482	23I: ANDERSON WTP - APCO ...	01-340-520920	INFRASTRUCTURE PURCHAS...	11,397.70
Vendor 1087 - APCO INC Total:						48,534.02
Vendor: 1267 - APELLO						
APELLO	05/07/2026	DFT0002558	MAY 2026 ANSWERING SERV...	01-360-510470	TELEPHONE	339.95
Vendor 1267 - APELLO Total:						339.95
Vendor: 5490 - APG FINANCIAL, INC.						
APG FINANCIAL, INC.	05/05/2026	131404	CASE NO. 240904408	01-000-220800	GARNISHMENT PAYABLE	649.50
APG FINANCIAL, INC.	05/20/2026	131481	CASE NO. 240904408	01-000-220800	GARNISHMENT PAYABLE	564.92
Vendor 5490 - APG FINANCIAL, INC. Total:						1,214.42
Vendor: 5413 - APPLICANTPRO HOLDINGS, LLC						
APPLICANTPRO HOLDINGS, L...	05/20/2026	131517	JUNE 2026 APPLICANT TRACK...	01-360-510440	COMPUTER SUPPLIES/EQUI...	186.00
Vendor 5413 - APPLICANTPRO HOLDINGS, LLC Total:						186.00
Vendor: 1306 - ASAP AUTO PARTS WAREHOUSE						
ASAP AUTO PARTS WAREHO...	05/20/2026	131483	Unit #21-Battery return for ...	01-260-520210	REPAIR SUPPLIES - BLD/FLT ...	-271.18
ASAP AUTO PARTS WAREHO...	05/20/2026	131483	Unit #42-New Battery	01-260-520210	REPAIR SUPPLIES - BLD/FLT ...	185.77
ASAP AUTO PARTS WAREHO...	05/20/2026	131483	Shop Supplies-Electric cleane...	01-260-520210	REPAIR SUPPLIES - BLD/FLT ...	12.41
ASAP AUTO PARTS WAREHO...	05/20/2026	131483	Unit #2-Oil filter	01-260-520210	REPAIR SUPPLIES - BLD/FLT ...	7.60
ASAP AUTO PARTS WAREHO...	05/20/2026	131483	Unit #21-Batteries	01-260-520210	REPAIR SUPPLIES - BLD/FLT ...	271.18
ASAP AUTO PARTS WAREHO...	05/20/2026	131483	Employee Training	01-260-510480	TRAINING & EDUCATION - B...	198.00
ASAP AUTO PARTS WAREHO...	05/20/2026	131483	Unit #22-Oil filter and air filter	01-260-520210	REPAIR SUPPLIES - BLD/FLT ...	19.10

Paid Check Report

Payment Dates: 5/1/2026 - 5/31/2026

Vendor Name	Payment Date	Payment Number	Description (Item)	Account Number	Account Name	Amount
ASAP AUTO PARTS WAREHO...	05/20/2026	131483	Shop Supplies-Super Glue	01-260-520210	REPAIR SUPPLIES - BLD/FLT ...	23.74
ASAP AUTO PARTS WAREHO...	05/20/2026	131483	Shop Supplies-Brake Clean	01-260-520210	REPAIR SUPPLIES - BLD/FLT ...	29.05
ASAP AUTO PARTS WAREHO...	05/20/2026	131483	Unit #22-Transmissions servi...	01-260-520210	REPAIR SUPPLIES - BLD/FLT ...	153.08
ASAP AUTO PARTS WAREHO...	05/20/2026	131483	Unit #5 Washer Fluid	01-350-520210	REPAIR SUPPLIES - OPERATOR	5.62
ASAP AUTO PARTS WAREHO...	05/20/2026	131483	Unit #23-Air filter	01-260-520210	REPAIR SUPPLIES - BLD/FLT ...	16.71
ASAP AUTO PARTS WAREHO...	05/20/2026	131483	Unit #44-Wiper blade	01-260-520210	REPAIR SUPPLIES - BLD/FLT ...	6.85
ASAP AUTO PARTS WAREHO...	05/20/2026	131483	Unit #8 Oil Filter, Air Filter an...	01-260-520210	REPAIR SUPPLIES - BLD/FLT ...	48.48
ASAP AUTO PARTS WAREHO...	05/20/2026	131483	Shop Supplies	01-260-520240	TOOLS & SUPPLIES - BLD/FLT...	43.56
Vendor 1306 - ASAP AUTO PARTS WAREHOUSE Total:						749.97
Vendor: 1330 - ASSOCIATED BUSINESS TECHNOLOGIES						
ASSOCIATED BUSINESS TECH...	05/20/2026	131485	BLD A & BLD B PRINTER-SCA...	01-130-510410	OFFICE SUPPLIES	229.67
Vendor 1330 - ASSOCIATED BUSINESS TECHNOLOGIES Total:						229.67
Vendor: 5458 - AWP, INC						
AWP, INC	05/07/2026	131435	Scottsdale Traffic Control	01-340-520920	INFRASTRUCTURE PURCHAS...	475.02
AWP, INC	05/13/2026	131473	Traffic Control Emergencies f...	01-220-520210	REPAIR SUPPLIES - WTR R&R	344.18
Vendor 5458 - AWP, INC Total:						819.20
Vendor: 1403 - AZTECA SYSTEMS, LLC						
AZTECA SYSTEMS, LLC	05/13/2026	131438	Cityworks Online Migration	01-360-510440	COMPUTER SUPPLIES/EQUI...	450.00
Vendor 1403 - AZTECA SYSTEMS, LLC Total:						450.00
Vendor: 5268 - BARNES, KRISTA						
BARNES, KRISTA	05/14/2026	10598	ART CONTEST GOLD PLATE	01-110-510430	GENERAL ADMINISTRATIVE	24.00
BARNES, KRISTA	05/14/2026	10598	ART CONTEST GIFTS/TREATS	01-110-510430	GENERAL ADMINISTRATIVE	385.50
Vendor 5268 - BARNES, KRISTA Total:						409.50
Vendor: 1462 - BIOGRASS SOD FARMS						
BIOGRASS SOD FARMS	05/20/2026	131486	Biograss	01-220-520210	REPAIR SUPPLIES - WTR R&R	510.00
Vendor 1462 - BIOGRASS SOD FARMS Total:						510.00
Vendor: 1470 - BLUE STAKES OF UTAH UTILITY						
BLUE STAKES OF UTAH UTILI...	05/13/2026	131439	2026 Blue Stakes Services	01-340-510520	PROFESSIONAL CONSULTING ..	1,097.50
Vendor 1470 - BLUE STAKES OF UTAH UTILITY Total:						1,097.50
Vendor: 1500 - BOWEN COLLINS AND ASSOCIATES						
BOWEN COLLINS AND ASSOC...	05/07/2026	131408	20A&I Construction Manage...	01-340-520920	INFRASTRUCTURE PURCHAS...	5,069.00
BOWEN COLLINS AND ASSOC...	05/07/2026	131408	CONSTRUCTION MANAGEM...	01-340-520920	INFRASTRUCTURE PURCHAS...	2,262.75
BOWEN COLLINS AND ASSOC...	05/27/2026	131520	25K; WELL NO. 15 GENERAT...	01-340-520920	INFRASTRUCTURE PURCHAS...	1,308.00
BOWEN COLLINS AND ASSOC...	05/27/2026	131520	25K; WELL NO. 15 GENERAT...	01-340-520920	INFRASTRUCTURE PURCHAS...	3,717.26
BOWEN COLLINS AND ASSOC...	05/27/2026	131520	Master Plan & Impact Fee U...	01-340-510520	PROFESSIONAL CONSULTING ..	9,594.56
Vendor 1500 - BOWEN COLLINS AND ASSOCIATES Total:						21,951.57
Vendor: 5499 - CANYON PIPELINE CONSTRUCTION						
CANYON PIPELINE CONSTRU...	05/13/2026	131478	CANYON PIPELINE CONST/FI...	01-000-430990	MISC INCOME	1,525.00
Vendor 5499 - CANYON PIPELINE CONSTRUCTION Total:						1,525.00

Paid Check Report

Payment Dates: 5/1/2026 - 5/31/2026

Vendor Name	Payment Date	Payment Number	Description (Item)	Account Number	Account Name	Amount
Vendor: 5495 - CASE CONSTRUCTION AND ROOFING LLC						
CASE CONSTRUCTION AND R...	05/13/2026	131476	26F:Well 1 Roof Replacement	01-340-520920	INFRASTRUCTURE PURCHAS...	7,000.00
Vendor 5495 - CASE CONSTRUCTION AND ROOFING LLC Total:						7,000.00
Vendor: 1670 - CENTRAL VALLEY WATER REC FACILITY						
CENTRAL VALLEY WATER REC...	05/13/2026	131440	FACILITY OPERATION	01-400-580310	FACILITY OPERATION - C.V.	484,522.73
CENTRAL VALLEY WATER REC...	05/13/2026	131440	MONTHLY CIP	01-400-580320	PROJECT BETTERMENTS- C.V.	51,714.28
CENTRAL VALLEY WATER REC...	05/13/2026	131440	PRETREATMENT FIELD	01-400-580340	PRETREATMENT FIELD - C.V.	32,509.40
CENTRAL VALLEY WATER REC...	05/13/2026	131440	NET LAB COSTS	01-400-580350	LABORATORY - C.V.	26,884.28
CENTRAL VALLEY WATER REC...	05/13/2026	131440	ENTITY LAB WORK	01-400-580350	LABORATORY - C.V.	1,877.00
CENTRAL VALLEY WATER REC...	05/13/2026	131440	LOAN PAYMENT	01-400-580380	CVW DEBT SERVICE	670,958.91
Vendor 1670 - CENTRAL VALLEY WATER REC FACILITY Total:						1,268,466.60
Vendor: 1680 - CENTURY EQUIPMENT CO						
CENTURY EQUIPMENT CO	05/20/2026	131487	Unit #102-New Backhoe-Clut...	01-260-520210	REPAIR SUPPLIES - BLD/FLT ...	793.32
CENTURY EQUIPMENT CO	05/20/2026	131487	Unit #102-New Backhoe-Clut...	01-260-520210	REPAIR SUPPLIES - BLD/FLT ...	106.68
CENTURY EQUIPMENT CO	05/20/2026	131487	Unit #102-New Backhoe-Clut...	01-260-520210	REPAIR SUPPLIES - BLD/FLT ...	125.55
CENTURY EQUIPMENT CO	05/20/2026	131487	Unit #102-New Backhoe-Clut...	01-260-520210	REPAIR SUPPLIES - BLD/FLT ...	-390.34
CENTURY EQUIPMENT CO	05/20/2026	131487	Unit #102 - Backhoe - Windo...	01-260-520210	REPAIR SUPPLIES - BLD/FLT ...	401.92
CENTURY EQUIPMENT CO	05/27/2026	131521	Unit #102 Reman- Emissions...	01-260-520210	REPAIR SUPPLIES - BLD/FLT ...	692.72
Vendor 1680 - CENTURY EQUIPMENT CO Total:						1,729.85
Vendor: 1723 - CHEMTECH-FORD, LLC						
CHEMTECH-FORD, LLC	05/20/2026	131488	WATER SAMPLES	01-231-530270	WATER TESTING FEES	375.00
Vendor 1723 - CHEMTECH-FORD, LLC Total:						375.00
Vendor: 5441 - CINNAMON CREEK CONSTRUCTION, LLC						
CINNAMON CREEK CONSTRU...	05/13/2026	131471	RETENTION/25K - PMT NO 5-...	01-000-210110	ACCOUNTS PAYABLE - RETAI...	11,952.41
CINNAMON CREEK CONSTRU...	05/13/2026	131471	PMT 5-FINAL/25K WELL NO. ...	01-340-520920	INFRASTRUCTURE PURCHAS...	172.09
Vendor 5441 - CINNAMON CREEK CONSTRUCTION, LLC Total:						12,124.50
Vendor: 1725.5 - CINTAS CORPORATION						
CINTAS CORPORATION	05/07/2026	131409	Floor Mats and Coveralls	01-130-510220	BUILDINGS & GROUNDS - CU...	129.57
CINTAS CORPORATION	05/07/2026	131409	Floor Mats and Coveralls	01-130-510220	BUILDINGS & GROUNDS - CU...	129.57
Vendor 1725.5 - CINTAS CORPORATION Total:						259.14
Vendor: 5255 - CITY OF SOUTH SALT LAKE						
CITY OF SOUTH SALT LAKE	05/13/2026	DFT0002559	APR 2026 STORMWATER	01-230-510460	UTILITIES - WTR	33.00
Vendor 5255 - CITY OF SOUTH SALT LAKE Total:						33.00
Vendor: 1730 - CLYDE SNOW & SESSIONS						
CLYDE SNOW & SESSIONS	05/20/2026	131489	MATTER 006400/GENERAL	01-110-510500	LEGAL EXPENSE	6,427.50
Vendor 1730 - CLYDE SNOW & SESSIONS Total:						6,427.50
Vendor: 5133 - COLUMBUS FOUNDATION, INC.						
COLUMBUS FOUNDATION, I...	05/07/2026	131430	APR 2026 DOCUMENT SHRE...	01-110-510430	GENERAL ADMINISTRATIVE	37.00
Vendor 5133 - COLUMBUS FOUNDATION, INC. Total:						37.00

Paid Check Report

Payment Dates: 5/1/2026 - 5/31/2026

Vendor Name	Payment Date	Payment Number	Description (Item)	Account Number	Account Name	Amount
Vendor: 3790 - CONSOLIDATED ELECTRICAL DISTRIBUTORS, INC.						
CONSOLIDATED ELECTRICAL ...	05/20/2026	131508	Breaker for Well 12	01-350-520210	REPAIR SUPPLIES - OPERATOR	18.84
Vendor 3790 - CONSOLIDATED ELECTRICAL DISTRIBUTORS, INC. Total:						18.84
Vendor: 1733 - CONSTRUCTION MATERIALS TECHNOLOGIES, LLC						
CONSTRUCTION MATERIALS ...	05/13/2026	131441	Scottsdale Compaction Testi...	01-340-520920	INFRASTRUCTURE PURCHAS...	1,762.00
Vendor 1733 - CONSTRUCTION MATERIALS TECHNOLOGIES, LLC Total:						1,762.00
Vendor: 5393 - CONSULTING ENGINEERING INC.						
CONSULTING ENGINEERING ...	05/07/2026	131432	Leak Detection Pinpointing	01-110-510530	PUBLIC RELATIONS/CONSER...	35,720.00
CONSULTING ENGINEERING ...	05/13/2026	131469	Leak Detection Pinpointing	01-110-510530	PUBLIC RELATIONS/CONSER...	18,046.20
Vendor 5393 - CONSULTING ENGINEERING INC. Total:						53,766.20
Vendor: 1796 - CORE & MAIN LP						
CORE & MAIN LP	05/20/2026	131490	Meters-4" Valves with gasket...	01-140-520210	REPAIR SUPPLIES - METER	3,629.08
Vendor 1796 - CORE & MAIN LP Total:						3,629.08
Vendor: 1798 - CORRIO CONSTRUCTION, INC.						
CORRIO CONSTRUCTION, INC.	05/07/2026	131410	25M: ACORD RESERVOIR VA...	01-340-520920	INFRASTRUCTURE PURCHAS...	27,397.59
CORRIO CONSTRUCTION, INC.	05/07/2026	131410	RETENTION/25M - PMT NO 2...	01-000-210110	ACCOUNTS PAYABLE - RETAI...	1,767.48
Vendor 1798 - CORRIO CONSTRUCTION, INC. Total:						29,165.07
Vendor: 1922 - DAWSON INFRASTRUCTURE SOLUTIONS						
DAWSON INFRASTRUCTURE ...	05/27/2026	131522	Unit #35- Cable Termination ...	01-240-520240	TOOLS & SUPPLIES - WW MA...	789.00
Vendor 1922 - DAWSON INFRASTRUCTURE SOLUTIONS Total:						789.00
Vendor: 5504 - DIVISION OF DRINKING WATER						
DIVISION OF DRINKING WAT...	05/27/2026	131531	Series 2023A Pay Request #3 ...	01-110-510430	GENERAL ADMINISTRATIVE	58.50
Vendor 5504 - DIVISION OF DRINKING WATER Total:						58.50
Vendor: 5464 - E.P. CONSTRUCTION						
E.P. CONSTRUCTION	05/07/2026	131436	Meter Keys Manufacture	01-220-520240	TOOLS & SUPPLIES - WTR R&R	300.00
Vendor 5464 - E.P. CONSTRUCTION Total:						300.00
Vendor: 5195 - ECOBRITE FRANCHISING						
ECOBRITE FRANCHISING	05/07/2026	131431	Janitorial Services	01-130-510220	BUILDINGS & GROUNDS - CU...	2,340.90
Vendor 5195 - ECOBRITE FRANCHISING Total:						2,340.90
Vendor: 2070 - ECT SALES AND SERVICE						
ECT SALES AND SERVICE	05/07/2026	131413	East Rec Contactor	01-350-520210	REPAIR SUPPLIES - OPERATOR	120.00
Vendor 2070 - ECT SALES AND SERVICE Total:						120.00
Vendor: 1980 - ENBRIDGE GAS						
ENBRIDGE GAS	05/13/2026	131443	APR 2024 NATURAL GAS	01-110-510460	UTILITIES - MGMT	1,531.46
ENBRIDGE GAS	05/13/2026	131443	APR 2024 NATURAL GAS	01-230-510460	UTILITIES - WTR	1,066.30
ENBRIDGE GAS	05/13/2026	131443	APR 2024 NATURAL GAS	01-240-510460	UTILITIES - WW	27.01
Vendor 1980 - ENBRIDGE GAS Total:						2,624.77
Vendor: 2101.3 - ENDRESS & HAUSER INC						
ENDRESS & HAUSER INC	05/13/2026	131444	Breeze- Brine tank level sens...	01-350-520210	REPAIR SUPPLIES - OPERATOR	1,771.00
Vendor 2101.3 - ENDRESS & HAUSER INC Total:						1,771.00

Paid Check Report

Payment Dates: 5/1/2026 - 5/31/2026

Vendor Name	Payment Date	Payment Number	Description (Item)	Account Number	Account Name	Amount
Vendor: 2105 - ENVIRONMENTAL RESPONSE & REMEDIATION						
ENVIRONMENTAL RESPONSE...	05/20/2026	131492	2027 UST REG FEE/FACILITY:...	01-260-510230	VEHICLE FUEL - BLD/FLT MAI...	300.00
Vendor 2105 - ENVIRONMENTAL RESPONSE & REMEDIATION Total:						300.00
Vendor: 2127 - ESRI INC						
ESRI INC	05/13/2026	131445	ESRI GIS Software Annual Ma...	01-360-510440	COMPUTER SUPPLIES/EQUI...	30,200.00
Vendor 2127 - ESRI INC Total:						30,200.00
Vendor: 2184.1 - FASTENAL COMPANY						
FASTENAL COMPANY	05/20/2026	131493	PPE VENDING SUPPLIES	01-210-510490	SAFETY EXPENSE	264.90
FASTENAL COMPANY	05/20/2026	131493	PPE VENDING SUPPLIES	01-210-510490	SAFETY EXPENSE	604.98
FASTENAL COMPANY	05/27/2026	131524	PPE VENDING FEE	01-210-510490	SAFETY EXPENSE	20.00
Vendor 2184.1 - FASTENAL COMPANY Total:						889.88
Vendor: 2188 - FERGUSON ENTERPRISES, INC						
FERGUSON ENTERPRISES, INC	05/07/2026	131414	Scottsdale Parts	01-340-520920	INFRASTRUCTURE PURCHAS...	7,290.00
FERGUSON ENTERPRISES, INC	05/07/2026	131414	Scottsdale Parts	01-340-520920	INFRASTRUCTURE PURCHAS...	900.00
FERGUSON ENTERPRISES, INC	05/07/2026	131414	Ferguson Water Works Fire h...	01-230-520210	REPAIR SUPPLIES - WTR MAI...	2,553.52
FERGUSON ENTERPRISES, INC	05/07/2026	131414	1" Municipex Pipe	01-220-520210	REPAIR SUPPLIES - WTR R&R	1,850.00
FERGUSON ENTERPRISES, INC	05/07/2026	131414	Ferguson Water Works	01-230-520210	REPAIR SUPPLIES - WTR MAI...	2,610.00
FERGUSON ENTERPRISES, INC	05/07/2026	131414	Extended Range Couplers	01-220-520210	REPAIR SUPPLIES - WTR R&R	3,384.04
FERGUSON ENTERPRISES, INC	05/07/2026	131414	Extended Range Couplers	01-220-520210	REPAIR SUPPLIES - WTR R&R	2,120.05
FERGUSON ENTERPRISES, INC	05/07/2026	131414	Extended Range Couplers	01-220-520210	REPAIR SUPPLIES - WTR R&R	1,537.52
FERGUSON ENTERPRISES, INC	05/07/2026	131414	April Monthly Emergency Su...	01-220-520210	REPAIR SUPPLIES - WTR R&R	662.86
FERGUSON ENTERPRISES, INC	05/07/2026	131414	26J Fire Hydrant Replacment...	01-340-520920	INFRASTRUCTURE PURCHAS...	7,245.00
FERGUSON ENTERPRISES, INC	05/07/2026	131414	26J Fire Hydrant Replacment...	01-340-520920	INFRASTRUCTURE PURCHAS...	7,245.00
FERGUSON ENTERPRISES, INC	05/07/2026	131414	26J Fire Hydrant Replacment...	01-340-520920	INFRASTRUCTURE PURCHAS...	37,260.00
FERGUSON ENTERPRISES, INC	05/07/2026	131414	26J Fire Hydrant Replacment...	01-340-520920	INFRASTRUCTURE PURCHAS...	18,808.00
FERGUSON ENTERPRISES, INC	05/07/2026	131414	26J Fire Hydrant Replacment...	01-340-520920	INFRASTRUCTURE PURCHAS...	2,550.00
FERGUSON ENTERPRISES, INC	05/07/2026	131414	26J Fire Hydrant Replacment...	01-340-520920	INFRASTRUCTURE PURCHAS...	612.00
FERGUSON ENTERPRISES, INC	05/07/2026	131414	April Monthly Emergency Su...	01-220-520210	REPAIR SUPPLIES - WTR R&R	46.08
FERGUSON ENTERPRISES, INC	05/07/2026	131414	April Monthly Emergency Su...	01-220-520210	REPAIR SUPPLIES - WTR R&R	625.99
FERGUSON ENTERPRISES, INC	05/07/2026	131414	Ferguson Fire Hydrant Part	01-230-520210	REPAIR SUPPLIES - WTR MAI...	42.00
FERGUSON ENTERPRISES, INC	05/07/2026	131414	Ferguson Fire Hydrant Part	01-230-520210	REPAIR SUPPLIES - WTR MAI...	3,462.00
FERGUSON ENTERPRISES, INC	05/07/2026	131414	Ferguson Fire Hydrant Part	01-230-520210	REPAIR SUPPLIES - WTR MAI...	5,016.00
FERGUSON ENTERPRISES, INC	05/07/2026	131414	Ferguson Fire Hydrant Part	01-230-520210	REPAIR SUPPLIES - WTR MAI...	480.00
FERGUSON ENTERPRISES, INC	05/07/2026	131414	WTR Ops-Deep Socket Set for...	01-350-520210	REPAIR SUPPLIES - OPERATOR	348.20
FERGUSON ENTERPRISES, INC	05/07/2026	131414	26 A Scottdale Phase 1 Chlor...	01-340-520920	INFRASTRUCTURE PURCHAS...	731.70
FERGUSON ENTERPRISES, INC	05/07/2026	131414	Meters-Spool for replumb	01-140-520210	REPAIR SUPPLIES - METER	894.47
FERGUSON ENTERPRISES, INC	05/07/2026	131414	MJ 8" 45 Bends	01-340-520920	INFRASTRUCTURE PURCHAS...	1,506.00
FERGUSON ENTERPRISES, INC	05/07/2026	131414	April Monthly Emergency Su...	01-220-520210	REPAIR SUPPLIES - WTR R&R	278.58
FERGUSON ENTERPRISES, INC	05/07/2026	131414	April Monthly Emergency Su...	01-220-520210	REPAIR SUPPLIES - WTR R&R	350.00
FERGUSON ENTERPRISES, INC	05/07/2026	131414	April Monthly Emergency Su...	01-220-520210	REPAIR SUPPLIES - WTR R&R	439.98
Vendor 2188 - FERGUSON ENTERPRISES, INC Total:						110,848.99

26A: Scottsdale Waterline project & inventory supplies

Paid Check Report

Payment Dates: 5/1/2026 - 5/31/2026

Vendor Name	Payment Date	Payment Number	Description (Item)	Account Number	Account Name	Amount
Vendor: 5115 - FIRST DIGITAL COMMUNICATIONS, LLC						
FIRST DIGITAL COMMUNICAT...	05/13/2026	131466	Phone system service	01-360-510470	TELEPHONE	320.82
						Vendor 5115 - FIRST DIGITAL COMMUNICATIONS, LLC Total:
Vendor: 2241 - FLEET PRIDE						
FLEET PRIDE	05/07/2026	131416	Unit #10-Air Filter	01-260-520210	REPAIR SUPPLIES - BLD/FLT ...	86.93
FLEET PRIDE	05/07/2026	131416	Unit #10-Water/Fuel separat...	01-260-520210	REPAIR SUPPLIES - BLD/FLT ...	30.65
FLEET PRIDE	05/20/2026	131494	Unit #24-Steering column u-j...	01-260-520210	REPAIR SUPPLIES - BLD/FLT ...	74.58
FLEET PRIDE	05/20/2026	131494	Unit #18-PM service filters	01-260-520210	REPAIR SUPPLIES - BLD/FLT ...	140.00
FLEET PRIDE	05/20/2026	131494	Unit #18-PM service filters	01-260-520210	REPAIR SUPPLIES - BLD/FLT ...	13.92
FLEET PRIDE	05/20/2026	131494	Unit #18-PM service filters	01-260-520210	REPAIR SUPPLIES - BLD/FLT ...	-57.62
FLEET PRIDE	05/20/2026	131494	Unit #112- Filter	01-260-520210	REPAIR SUPPLIES - BLD/FLT ...	39.76
						Vendor 2241 - FLEET PRIDE Total:
Vendor: 2283 - FRANSON CIVIL ENGINEERS INC.						
FRANSON CIVIL ENGINEERS I...	05/13/2026	131447	25J: 5400 West Waterline Re...	01-340-520920	INFRASTRUCTURE PURCHAS...	28,218.73
						Vendor 2283 - FRANSON CIVIL ENGINEERS INC. Total:
Vendor: 2333 - GARCIA, ALEJANDRO						
GARCIA, ALEJANDRO	05/21/2026	10599	2026 BOOT REIMBURSEMENT	01-210-510490	SAFETY EXPENSE	150.00
						Vendor 2333 - GARCIA, ALEJANDRO Total:
Vendor: 2340 - GENEVA ROCK PRODUCTS						
GENEVA ROCK PRODUCTS	05/13/2026	131448	Scottsdale Fill Dirt	01-340-520920	INFRASTRUCTURE PURCHAS...	3,025.56
						Vendor 2340 - GENEVA ROCK PRODUCTS Total:
Vendor: 2380 - GRAINGER INC						
GRAINGER INC	05/20/2026	131495	Unit #102-Window primer for...	01-260-520210	REPAIR SUPPLIES - BLD/FLT ...	67.70
						Vendor 2380 - GRAINGER INC Total:
Vendor: 5452 - GRANT MACKAY COMPANY						
GRANT MACKAY COMPANY	05/13/2026	131472	GRANT MACKAY CO/FIRE HY...	01-000-430990	MISC INCOME	1,131.66
						Vendor 5452 - GRANT MACKAY COMPANY Total:
Vendor: 2440 - GREAT WESTERN SUPPLY						
GREAT WESTERN SUPPLY	05/13/2026	131449	WTR Ops-Andra Booste-Sum...	01-350-520210	REPAIR SUPPLIES - OPERATOR	5.37
GREAT WESTERN SUPPLY	05/13/2026	131449	WTR Ops - Well 8 - Sodium G...	01-350-520210	REPAIR SUPPLIES - OPERATOR	104.16
GREAT WESTERN SUPPLY	05/13/2026	131449	WTR Ops - Well 8 Water Line ...	01-350-520210	REPAIR SUPPLIES - OPERATOR	287.57
GREAT WESTERN SUPPLY	05/13/2026	131449	WTR Ops - Well 8 Water Line...	01-350-520210	REPAIR SUPPLIES - OPERATOR	117.88
GREAT WESTERN SUPPLY	05/20/2026	131496	WTR Ops - Well 8 Repipe	01-350-520210	REPAIR SUPPLIES - OPERATOR	300.80
						Vendor 2440 - GREAT WESTERN SUPPLY Total:
Vendor: 5500 - GROW DEVELOPMENT						
GROW DEVELOPMENT	05/13/2026	131479	GROW DEVELOPMENT/FIRE ...	01-000-430990	MISC INCOME	1,420.00
						Vendor 5500 - GROW DEVELOPMENT Total:
Vendor: 2490 - HANSEN, ALLEN & LUCE, INC.						
HANSEN, ALLEN & LUCE, INC.	05/20/2026	131497	DESIGN AMENDMENTS	01-340-520920	INFRASTRUCTURE PURCHAS...	0.12
HANSEN, ALLEN & LUCE, INC.	05/20/2026	131497	DESIGN AMENDMENTS	01-340-520920	INFRASTRUCTURE PURCHAS...	52,930.00

23L: Watts Well #18

Paid Check Report

Payment Dates: 5/1/2026 - 5/31/2026

Vendor Name	Payment Date	Payment Number	Description (Item)	Account Number	Account Name	Amount
HANSEN, ALLEN & LUCE, INC.	05/27/2026	131525	Zone 1 Reservoir Modeling	01-340-520920	INFRASTRUCTURE PURCHAS...	1,385.50
Vendor 2490 - HANSEN, ALLEN & LUCE, INC. Total:						54,315.62
Vendor: 2532 - HEALTHEQUITY INC						
HEALTHEQUITY INC	05/07/2026	DFT0002548	HEALTH SAVINGS ACCOUNT	01-000-220900	CAFETERIA PLAN PAYABLE	12,335.95
HEALTHEQUITY INC	05/21/2026	DFT0002572	HEALTH SAVINGS ACCOUNT	01-000-220900	CAFETERIA PLAN PAYABLE	12,405.20
Vendor 2532 - HEALTHEQUITY INC Total:						24,741.15
Vendor: 2590 - HOME DEPOT CREDIT SERVICES						
HOME DEPOT CREDIT SERVIC...	05/13/2026	131450	SOUTH TRNG ROOM GARBA...	01-130-510410	OFFICE SUPPLIES	88.92
HOME DEPOT CREDIT SERVIC...	05/13/2026	131450	LARGE METERS:PIPE WRNCH,...	01-140-520240	TOOLS & SUPPLIES - METERS	95.38
HOME DEPOT CREDIT SERVIC...	05/13/2026	131450	REPAIR SUPPLIES	01-220-520210	REPAIR SUPPLIES - WTR R&R	6.42
HOME DEPOT CREDIT SERVIC...	05/13/2026	131450	REPAIR SUPPLIES	01-220-520210	REPAIR SUPPLIES - WTR R&R	46.35
HOME DEPOT CREDIT SERVIC...	05/13/2026	131450	REPAIR SUPPLIES	01-220-520210	REPAIR SUPPLIES - WTR R&R	16.67
HOME DEPOT CREDIT SERVIC...	05/13/2026	131450	CONCRETE REMEDIATION	01-220-520210	REPAIR SUPPLIES - WTR R&R	94.48
HOME DEPOT CREDIT SERVIC...	05/13/2026	131450	REPAIR SUPPLIES	01-220-520210	REPAIR SUPPLIES - WTR R&R	103.03
HOME DEPOT CREDIT SERVIC...	05/13/2026	131450	CONCRETE REMEDIATION	01-220-520210	REPAIR SUPPLIES - WTR R&R	42.06
HOME DEPOT CREDIT SERVIC...	05/13/2026	131450	TOOLS	01-220-520210	REPAIR SUPPLIES - WTR R&R	73.94
HOME DEPOT CREDIT SERVIC...	05/13/2026	131450	UNIT #23 - VEHICLE CLEANIN...	01-220-520240	TOOLS & SUPPLIES - WTR R&R	43.93
HOME DEPOT CREDIT SERVIC...	05/13/2026	131450	TOOLS	01-220-520240	TOOLS & SUPPLIES - WTR R&R	59.92
HOME DEPOT CREDIT SERVIC...	05/13/2026	131450	UNIT #23 - TOOLS	01-220-520240	TOOLS & SUPPLIES - WTR R&R	151.84
HOME DEPOT CREDIT SERVIC...	05/13/2026	131450	UNIT #45 - TOOLS	01-220-520240	TOOLS & SUPPLIES - WTR R&R	9.98
HOME DEPOT CREDIT SERVIC...	05/13/2026	131450	UNIT #21 - TOOLS	01-230-520240	TOOLS & SUPPLIES - WTR MA...	94.90
HOME DEPOT CREDIT SERVIC...	05/13/2026	131450	ER TRAILER-TABLE, EXTENSI...	01-260-520210	REPAIR SUPPLIES - BLD/FLT ...	85.94
HOME DEPOT CREDIT SERVIC...	05/13/2026	131450	ER TRAILER-BATTERY CHARG...	01-260-520210	REPAIR SUPPLIES - BLD/FLT ...	175.88
HOME DEPOT CREDIT SERVIC...	05/13/2026	131450	ER TRAILER - EXTENSION CO...	01-260-520210	REPAIR SUPPLIES - BLD/FLT ...	-15.94
HOME DEPOT CREDIT SERVIC...	05/13/2026	131450	ER TRAILER - TABLES & CHAI...	01-260-520210	REPAIR SUPPLIES - BLD/FLT ...	218.44
HOME DEPOT CREDIT SERVIC...	05/13/2026	131450	UNIT #7 - TAPE MEASURE	01-330-520240	TOOLS & SUPPLIES - BLUE ST...	26.97
HOME DEPOT CREDIT SERVIC...	05/13/2026	131450	UNIT #11, #54-TOOLS	01-330-520240	TOOLS & SUPPLIES - BLUE ST...	69.93
HOME DEPOT CREDIT SERVIC...	05/13/2026	131450	WWPS - PLEASANT VALLEY H...	01-350-520210	REPAIR SUPPLIES - OPERATOR	40.89
HOME DEPOT CREDIT SERVIC...	05/13/2026	131450	WELLS&BOOSTERS/PRU71 R...	01-350-520210	REPAIR SUPPLIES - OPERATOR	5.50
HOME DEPOT CREDIT SERVIC...	05/13/2026	131450	OFFICE PLUG - CLEANOUT	01-350-520210	REPAIR SUPPLIES - OPERATOR	9.71
HOME DEPOT CREDIT SERVIC...	05/13/2026	131450	WTR OPS-WELL #15 EYE WA...	01-350-520210	REPAIR SUPPLIES - OPERATOR	10.98
HOME DEPOT CREDIT SERVIC...	05/13/2026	131450	WWPS - EAST REC CONCRETE...	01-350-520210	REPAIR SUPPLIES - OPERATOR	13.97
HOME DEPOT CREDIT SERVIC...	05/13/2026	131450	WWPS-EAST REC CONCRETE ...	01-350-520210	REPAIR SUPPLIES - OPERATOR	24.98
HOME DEPOT CREDIT SERVIC...	05/13/2026	131450	WWPS - EAST REC CONCRETE...	01-350-520210	REPAIR SUPPLIES - OPERATOR	85.85
HOME DEPOT CREDIT SERVIC...	05/13/2026	131450	OFFICE SPRINKLER REPAIR	01-360-510220	BUILDINGS & GROUNDS - SYS...	49.05
Vendor 2590 - HOME DEPOT CREDIT SERVICES Total:						1,729.97
Vendor: 5498 - HUGHES GENERAL CONTRACTORS						
HUGHES GENERAL CONTRAC...	05/13/2026	131477	HUGHES GENERAL CONTRAC...	01-000-430990	MISC INCOME	902.49
Vendor 5498 - HUGHES GENERAL CONTRACTORS Total:						902.49
Vendor: 5310 - IMA, INC.						
IMA, INC.	05/20/2026	DFT0002584	MAY 2026 IMA/UNUM ADJ	01-110-500170	LIFE/LTD/LTC INSURANCE - ...	0.17
IMA, INC.	05/20/2026	DFT0002584	UNUM INDEMNITY BENEFITS	01-000-220500	HEALTH INSURANCE PAYABLE	835.05

Paid Check Report

Payment Dates: 5/1/2026 - 5/31/2026

Vendor Name	Payment Date	Payment Number	Description (Item)	Account Number	Account Name	Amount
IMA, INC.	05/20/2026	DFT0002584	UNUM INDEMNITY BENEFITS	01-000-220500	HEALTH INSURANCE PAYABLE	835.05
Vendor 5310 - IMA, INC. Total:						1,670.27
Vendor: 2708 - INTERMOUNTAIN WORKMED SL						
INTERMOUNTAIN WORKMED..	05/20/2026	131498	EMP POST ACCIDENT MAY 2...	01-110-510520	PROFESSIONAL CONSULTING ..	148.00
INTERMOUNTAIN WORKMED..	05/20/2026	131498	EMP POST ACCIDENT MAY 2...	01-110-510520	PROFESSIONAL CONSULTING ..	135.35
Vendor 2708 - INTERMOUNTAIN WORKMED SL Total:						283.35
Vendor: 5503 - JACKSON, MELISSA						
JACKSON, MELISSA	05/21/2026	10602	2026 BOOT REIMBURSEMENT	01-210-510490	SAFETY EXPENSE	150.00
Vendor 5503 - JACKSON, MELISSA Total:						150.00
Vendor: 2734.5 - JACQUES & ASSOCIATES						
JACQUES & ASSOCIATES	05/27/2026	131526	25J: 5400 West Waterline Pu...	01-340-520920	INFRASTRUCTURE PURCHAS...	4,878.38
Vendor 2734.5 - JACQUES & ASSOCIATES Total:						4,878.38
Vendor: 2772 - JOHNSON, KRISTY						
JOHNSON, KRISTY	05/28/2026	10603	Soda machine,Board mtg,Kit...	01-110-510430	GENERAL ADMINISTRATIVE	109.56
JOHNSON, KRISTY	05/28/2026	10603	Soda machine,Board mtg,Kit...	01-110-510436	GENERAL ADMINISTRATIVE -..	86.64
JOHNSON, KRISTY	05/28/2026	10603	Soda machine,Board mtg,Kit...	01-130-510410	OFFICE SUPPLIES	126.41
Vendor 2772 - JOHNSON, KRISTY Total:						322.61
Vendor: 2790 - JORDAN VALLEY WATER CONSERVANCY DISTRICT						
JORDAN VALLEY WATER CON...	05/13/2026	131451	APR 2026 WATER DELIVERIES	01-350-530250	WATER SUPPLY EXPENSE	363,384.34
JORDAN VALLEY WATER CON...	05/20/2026	131518	APR 2026 LABORATORY SERV...	01-231-530270	WATER TESTING FEES	868.27
Vendor 2790 - JORDAN VALLEY WATER CONSERVANCY DISTRICT Total:						364,252.61
Vendor: 2734 - J-U-B ENGINEERS, INC.						
J-U-B ENGINEERS, INC.	05/20/2026	131499	23I: ANDERSON WTP - CONS...	01-340-520920	INFRASTRUCTURE PURCHAS...	42,350.03
J-U-B ENGINEERS, INC.	05/20/2026	131499	PLANT CANAL PUBLIC INVOL...	01-340-520920	INFRASTRUCTURE PURCHAS...	288.30
Vendor 2734 - J-U-B ENGINEERS, INC. Total:						42,638.33
Vendor: 2855 - KCHM LLC						
KCHM LLC	05/13/2026	131452	2025 AUDIT SERVICES	01-110-510510	ACCOUNTING & AUDIT	15,850.00
Vendor 2855 - KCHM LLC Total:						15,850.00
Vendor: 2881 - KEN GARFF WEST VALLEY FORD						
KEN GARFF WEST VALLEY FO...	05/20/2026	131501	Unit #21-Blinker switch	01-260-520210	REPAIR SUPPLIES - BLD/FLT ...	76.95
Vendor 2881 - KEN GARFF WEST VALLEY FORD Total:						76.95
Vendor: 2885 - KETCHUM, MICHELLE						
KETCHUM, MICHELLE	05/14/2026	10597	ADMIN PROF DAY, TEAM RE...	01-110-510430	GENERAL ADMINISTRATIVE	30.60
KETCHUM, MICHELLE	05/14/2026	10597	ADMIN PROF DAY, TEAM RE...	01-110-510430	GENERAL ADMINISTRATIVE	211.56
KETCHUM, MICHELLE	05/14/2026	10597	ADMIN PROF DAY, TEAM RE...	01-130-510410	OFFICE SUPPLIES	32.97
KETCHUM, MICHELLE	05/14/2026	10597	ADMIN PROF DAY, TEAM RE...	01-130-510434	GENERAL ADMINISTRATIVE -..	43.69
KETCHUM, MICHELLE	05/14/2026	10597	ADMIN PROF DAY, TEAM RE...	01-130-510434	GENERAL ADMINISTRATIVE -..	37.53
Vendor 2885 - KETCHUM, MICHELLE Total:						356.35
Vendor: 2900 - KILGORE COMPANIES, LLC						
KILGORE COMPANIES, LLC	05/07/2026	131417	Asphalt Remediation for April	01-220-520210	REPAIR SUPPLIES - WTR R&R	1,282.96

Paid Check Report

Payment Dates: 5/1/2026 - 5/31/2026

Vendor Name	Payment Date	Payment Number	Description (Item)	Account Number	Account Name	Amount
KILGORE COMPANIES, LLC	05/07/2026	131417	Asphalt Remediation for April	01-220-520210	REPAIR SUPPLIES - WTR R&R	1,528.30
KILGORE COMPANIES, LLC	05/07/2026	131417	Asphalt Remediation for April	01-220-520210	REPAIR SUPPLIES - WTR R&R	705.86
KILGORE COMPANIES, LLC	05/07/2026	131417	Asphalt Remediation for April	01-220-520210	REPAIR SUPPLIES - WTR R&R	161.20
KILGORE COMPANIES, LLC	05/07/2026	131417	Asphalt Remediation for April	01-220-520210	REPAIR SUPPLIES - WTR R&R	260.00
KILGORE COMPANIES, LLC	05/07/2026	131417	Asphalt Remediation for April	01-220-520210	REPAIR SUPPLIES - WTR R&R	249.24
Vendor 2900 - KILGORE COMPANIES, LLC Total:						4,187.56
Vendor: 5501 - KNP CONSTRUCTION						
KNP CONSTRUCTION	05/13/2026	131480	KNP CONSTRUCTION/FIRE H...	01-000-430990	MISC INCOME	1,185.69
Vendor 5501 - KNP CONSTRUCTION Total:						1,185.69
Vendor: 2140 - LGG INDUSTRIAL						
LGG INDUSTRIAL	05/13/2026	131446	WWPS-Decker North-Bypass ...	01-350-520210	REPAIR SUPPLIES - OPERATOR	176.08
Vendor 2140 - LGG INDUSTRIAL Total:						176.08
Vendor: 5399 - MARATHON MAINTENANCE, INC.						
MARATHON MAINTENANCE, ...	05/20/2026	131513	2026 Grounds Maintenance	01-360-510220	BUILDINGS & GROUNDS - SYS...	9,274.38
Vendor 5399 - MARATHON MAINTENANCE, INC. Total:						9,274.38
Vendor: 3174 - MORGAN ASPHALT, INC.						
MORGAN ASPHALT, INC.	05/13/2026	131453	Asphalt Dump Fees Scottsdale	01-340-520920	INFRASTRUCTURE PURCHAS...	63.35
MORGAN ASPHALT, INC.	05/13/2026	131453	Asphalt Dump Fees Scottsdale	01-340-520920	INFRASTRUCTURE PURCHAS...	58.10
MORGAN ASPHALT, INC.	05/13/2026	131453	Asphalt Dump Fees Scottsdale	01-340-520920	INFRASTRUCTURE PURCHAS...	64.25
MORGAN ASPHALT, INC.	05/13/2026	131453	Asphalt Dump Fees Scottsdale	01-340-520920	INFRASTRUCTURE PURCHAS...	86.75
MORGAN ASPHALT, INC.	05/13/2026	131453	Asphalt Dump Fees Scottsdale	01-340-520920	INFRASTRUCTURE PURCHAS...	95.40
MORGAN ASPHALT, INC.	05/13/2026	131453	Asphalt Dump Fees Scottsdale	01-340-520920	INFRASTRUCTURE PURCHAS...	72.65
MORGAN ASPHALT, INC.	05/13/2026	131453	Asphalt Dump Fees Scottsdale	01-340-520920	INFRASTRUCTURE PURCHAS...	78.50
Vendor 3174 - MORGAN ASPHALT, INC. Total:						519.00
Vendor: 3215 - MOUNTAIN VALLEY MECHANICAL						
MOUNTAIN VALLEY MECHAN...	05/07/2026	131419	Office boiler room blow valve..	01-360-510220	BUILDINGS & GROUNDS - SYS...	754.52
Vendor 3215 - MOUNTAIN VALLEY MECHANICAL Total:						754.52
Vendor: 3210 - MOUNTAINLAND SUPPLY COMPANY						
MOUNTAINLAND SUPPLY C...	05/07/2026	131418	Meters-Coax Sweep Well 12	01-140-520210	REPAIR SUPPLIES - METER	700.00
MOUNTAINLAND SUPPLY C...	05/20/2026	131502	Meters-Large IPerl Order	01-140-520210	REPAIR SUPPLIES - METER	14.04
MOUNTAINLAND SUPPLY C...	05/20/2026	131502	Meters-Large IPerl Order	01-140-520210	REPAIR SUPPLIES - METER	248,008.12
Vendor 3210 - MOUNTAINLAND SUPPLY COMPANY Total:						248,722.16
Vendor: 3242 - NARTEH, VICTOR N						
NARTEH, VICTOR N	05/21/2026	10600	DEPARTMENT LUNCH	01-340-510434	GENERAL ADMINISTRATIVE -...	148.88
Vendor 3242 - NARTEH, VICTOR N Total:						148.88
Vendor: 3272 - NELSON BROS CONSTRUCTION CO						
NELSON BROS CONSTRUCTI...	05/07/2026	131420	231: ANDERSON WTP CONST...	01-340-520920	INFRASTRUCTURE PURCHAS...	1,126,203.00
NELSON BROS CONSTRUCTI...	05/07/2026	131420	RETENTION/231 - PMT NO 12	01-000-210110	ACCOUNTS PAYABLE - RETAI...	-56,310.15
NELSON BROS CONSTRUCTI...	05/13/2026	131454	NELSON BROS CONST/FIRE H...	01-000-430990	MISC INCOME	1,750.00
Vendor 3272 - NELSON BROS CONSTRUCTION CO Total:						1,071,642.85

Paid Check Report

Payment Dates: 5/1/2026 - 5/31/2026

Vendor Name	Payment Date	Payment Number	Description (Item)	Account Number	Account Name	Amount
Vendor: 5476 - NEW BENEFITS						
NEW BENEFITS	05/13/2026	131474	APR 2026 NEW BENEFITS ADJ	01-000-220500	HEALTH INSURANCE PAYABLE	-0.72
NEW BENEFITS	05/13/2026	131474	NEW BENEFITS WELLNESS	01-000-220500	HEALTH INSURANCE PAYABLE	60.24
NEW BENEFITS	05/13/2026	131474	NEW BENEFITS WELLNESS	01-000-220500	HEALTH INSURANCE PAYABLE	59.52
Vendor 5476 - NEW BENEFITS Total:						119.04
Vendor: 5491 - NEWMAN CONSTRUCTION INC.						
NEWMAN CONSTRUCTION I...	05/13/2026	131475	25G 4100 S WATERLINE REP...	01-340-520920	INFRASTRUCTURE PURCHAS...	36,153.00
NEWMAN CONSTRUCTION I...	05/13/2026	131475	RETENTION/25G - PMT NO 1	01-000-210110	ACCOUNTS PAYABLE - RETAI...	-1,807.65
Vendor 5491 - NEWMAN CONSTRUCTION INC. Total:						34,345.35
Vendor: 3375 - OCCUPATIONAL HEALTH CENTERS						
OCCUPATIONAL HEALTH CEN...	05/07/2026	131421	DRUG SCREEN PREHIRE MAY...	01-110-510520	PROFESSIONAL CONSULTING ..	59.00
Vendor 3375 - OCCUPATIONAL HEALTH CENTERS Total:						59.00
Vendor: 3400 - OVARD, DREW						
OVARD, DREW	05/08/2026	10596	AIRFARE/ACE CONF - EMP #65	01-220-510480	TRAINING & EDUCATION - W...	463.39
Vendor 3400 - OVARD, DREW Total:						463.39
Vendor: 5111 - PFLB, LLC						
PFLB, LLC	05/07/2026	131429	Unit #22-Transmission fill tu...	01-260-520210	REPAIR SUPPLIES - BLD/FLT ...	76.31
Vendor 5111 - PFLB, LLC Total:						76.31
Vendor: 3481 - PITNEY BOWES RESERVE ACCOUNT						
PITNEY BOWES RESERVE AC...	05/20/2026	131503	Postage Machine Ink	01-130-510420	POSTAGE & MAILING	161.01
Vendor 3481 - PITNEY BOWES RESERVE ACCOUNT Total:						161.01
Vendor: 3480 - PITNEY BOWES						
PITNEY BOWES	05/13/2026	131455	Postage Machine Contract	01-130-510420	POSTAGE & MAILING	405.84
Vendor 3480 - PITNEY BOWES Total:						405.84
Vendor: 5214 - PLATINUM MECHANICAL, LLC						
PLATINUM MECHANICAL, LLC	05/20/2026	131512	WTR Ops - Heater Parts - And...	01-350-520210	REPAIR SUPPLIES - OPERATOR	571.00
Vendor 5214 - PLATINUM MECHANICAL, LLC Total:						571.00
Vendor: 3523 - PREMIER TRUCK GROUP						
PREMIER TRUCK GROUP	05/20/2026	131504	Unit #18- Repair	01-260-520210	REPAIR SUPPLIES - BLD/FLT ...	395.59
PREMIER TRUCK GROUP	05/20/2026	131504	Unit #18- Repair	01-260-520210	REPAIR SUPPLIES - BLD/FLT ...	14.20
PREMIER TRUCK GROUP	05/20/2026	131504	Unit #18- Repair	01-260-520210	REPAIR SUPPLIES - BLD/FLT ...	412.49
Vendor 3523 - PREMIER TRUCK GROUP Total:						822.28
Vendor: 5207 - Q-MATION, INC.						
Q-MATION, INC.	05/13/2026	131468	Aveva Software Renewal	01-360-510440	COMPUTER SUPPLIES/EQUI...	24,645.00
Vendor 5207 - Q-MATION, INC. Total:						24,645.00
Vendor: 5408 - R.D. OFFUTT COMPANY						
R.D. OFFUTT COMPANY	05/20/2026	131514	Unit #112- PM Filters and bel...	01-260-520210	REPAIR SUPPLIES - BLD/FLT ...	111.93
R.D. OFFUTT COMPANY	05/20/2026	131514	Unit #112- PM Filters and bel...	01-260-520210	REPAIR SUPPLIES - BLD/FLT ...	56.40
R.D. OFFUTT COMPANY	05/20/2026	131514	Unit #112-PM Filters and belts	01-260-520210	REPAIR SUPPLIES - BLD/FLT ...	-81.68
R.D. OFFUTT COMPANY	05/20/2026	131514	Backhoe Rental	01-340-520920	INFRASTRUCTURE PURCHAS...	459.00

Paid Check Report

Payment Dates: 5/1/2026 - 5/31/2026

Vendor Name	Payment Date	Payment Number	Description (Item)	Account Number	Account Name	Amount
R.D. OFFUTT COMPANY	05/20/2026	131514	Backhoe Rental	01-340-520920	INFRASTRUCTURE PURCHAS...	2,700.00
R.D. OFFUTT COMPANY	05/20/2026	131514	Backhoe Rental	01-340-520920	INFRASTRUCTURE PURCHAS...	-378.00
Vendor 5408 - R.D. OFFUTT COMPANY Total:						2,867.65
Vendor: 3645 - R.D.J. CONSTRUCTION LLC						
R.D.J. CONSTRUCTION LLC	05/20/2026	131506	25J: 5400 West Waterline Co...	01-340-520920	INFRASTRUCTURE PURCHAS...	489,554.45
R.D.J. CONSTRUCTION LLC	05/20/2026	131506	RETENTION/25J - PMT NO 1	01-000-210110	ACCOUNTS PAYABLE - RETAI...	-24,477.72
Vendor 3645 - R.D.J. CONSTRUCTION LLC Total:						465,076.73
Vendor: 3630 - RASMUSSEN EQUIPMENT						
RASMUSSEN EQUIPMENT	05/20/2026	131505	Spike for jack hammer	01-230-520240	TOOLS & SUPPLIES - WTR MA...	20.36
Vendor 3630 - RASMUSSEN EQUIPMENT Total:						20.36
Vendor: 3743 - ROCKY MOUNTAIN AIR SOLUTIONS						
ROCKY MOUNTAIN AIR SOLU...	05/20/2026	131507	Torch Refill	01-230-520210	REPAIR SUPPLIES - WTR MAI...	212.75
Vendor 3743 - ROCKY MOUNTAIN AIR SOLUTIONS Total:						212.75
Vendor: 3747 - ROCKY MTN POWER						
ROCKY MTN POWER	05/13/2026	131456	ABANDON 5400 W PRV VLT ...	01-340-520920	INFRASTRUCTURE PURCHAS...	7,277.00
ROCKY MTN POWER	05/27/2026	131527	APR 2026 POWER	01-110-510460	UTILITIES - MGMT	3,721.58
ROCKY MTN POWER	05/27/2026	131527	APR 2026 POWER	01-230-510460	UTILITIES - WTR	63,324.42
ROCKY MTN POWER	05/27/2026	131527	APR 2026 POWER	01-240-510460	UTILITIES - WW	16,069.05
Vendor 3747 - ROCKY MTN POWER Total:						90,392.05
Vendor: 5412 - ROMAINE ELECTRIC CORPORATION						
ROMAINE ELECTRIC CORPOR...	05/07/2026	131434	Unit #111-Hitachi-Relay	01-260-520210	REPAIR SUPPLIES - BLD/FLT ...	135.00
ROMAINE ELECTRIC CORPOR...	05/20/2026	131516	Unit #112 Battery Cable Term...	01-260-520210	REPAIR SUPPLIES - BLD/FLT ...	25.30
Vendor 5412 - ROMAINE ELECTRIC CORPORATION Total:						160.30
Vendor: 3850 - SALT LAKE CEMENT CUTTING						
SALT LAKE CEMENT CUTTING	05/20/2026	131509	Cement Cutting for April	01-220-520210	REPAIR SUPPLIES - WTR R&R	300.00
SALT LAKE CEMENT CUTTING	05/20/2026	131509	WWPS-Montec-Concrete gri...	01-350-520210	REPAIR SUPPLIES - OPERATOR	1,100.00
SALT LAKE CEMENT CUTTING	05/20/2026	131509	Cement Cutting for April	01-220-520210	REPAIR SUPPLIES - WTR R&R	275.00
SALT LAKE CEMENT CUTTING	05/20/2026	131509	Cement Cutting for April	01-220-520210	REPAIR SUPPLIES - WTR R&R	275.00
Vendor 3850 - SALT LAKE CEMENT CUTTING Total:						1,950.00
Vendor: 3890 - SALT LAKE VALLEY LANDFILL						
SALT LAKE VALLEY LANDFILL	05/07/2026	131422	Scottsdale Dump Fees	01-340-520920	INFRASTRUCTURE PURCHAS...	102.73
Vendor 3890 - SALT LAKE VALLEY LANDFILL Total:						102.73
Vendor: 5481 - SMYRNA READY MIX CONCRETE, LLC						
SMYRNA READY MIX CONCR...	05/07/2026	131437	Cement Repairs for April	01-220-520210	REPAIR SUPPLIES - WTR R&R	398.25
SMYRNA READY MIX CONCR...	05/07/2026	131437	Cement Repairs for April	01-220-520210	REPAIR SUPPLIES - WTR R&R	345.50
SMYRNA READY MIX CONCR...	05/07/2026	131437	Cement Repairs for April	01-220-520210	REPAIR SUPPLIES - WTR R&R	345.50
Vendor 5481 - SMYRNA READY MIX CONCRETE, LLC Total:						1,089.25
Vendor: 5278 - SOUTHERN TIRE MART LLC						
SOUTHERN TIRE MART LLC	05/27/2026	131530	Unit #105- 2 front tires	01-260-520210	REPAIR SUPPLIES - BLD/FLT ...	430.00

Paid Check Report

Payment Dates: 5/1/2026 - 5/31/2026

Vendor Name	Payment Date	Payment Number	Description (Item)	Account Number	Account Name	Amount
SOUTHERN TIRE MART LLC	05/27/2026	131530	Unit #10-New tires	01-260-520210	REPAIR SUPPLIES - BLD/FLT ...	2,544.78
Vendor 5278 - SOUTHERN TIRE MART LLC Total:						2,974.78
Vendor: 4236 - STATE TRAILER SUPPLY						
STATE TRAILER SUPPLY	05/07/2026	131423	Unit #210 Trailer Wiring	01-260-520210	REPAIR SUPPLIES - BLD/FLT ...	286.00
STATE TRAILER SUPPLY	05/07/2026	131423	Unit #210- Brake Cable	01-260-520210	REPAIR SUPPLIES - BLD/FLT ...	107.00
Vendor 4236 - STATE TRAILER SUPPLY Total:						393.00
Vendor: 4238 - STEP SAVER INC						
STEP SAVER INC	05/13/2026	131457	WELL #12/SALT	01-350-530260	WATER TREATMENT CHEMI...	767.68
STEP SAVER INC	05/13/2026	131457	WELL #8/SALT	01-350-530260	WATER TREATMENT CHEMI...	796.40
STEP SAVER INC	05/13/2026	131457	Well #16/Salt	01-350-530260	WATER TREATMENT CHEMI...	1,394.11
STEP SAVER INC	05/13/2026	131457	Well #15/Salt	01-350-530260	WATER TREATMENT CHEMI...	672.71
STEP SAVER INC	05/27/2026	131528	SALT	01-350-530260	WATER TREATMENT CHEMI...	1,372.56
Vendor 4238 - STEP SAVER INC Total:						5,003.46
Vendor: 5346 - STEVENS, JASON						
STEVENS, JASON	05/28/2026	10604	LUNCH FOR CREW ON JOBSI...	01-240-510434	GENERAL ADMINISTRATIVE - ...	19.53
Vendor 5346 - STEVENS, JASON Total:						19.53
Vendor: 4248 - STREAMLINE						
STREAMLINE	05/13/2026	131458	Website Hosting	01-360-510440	COMPUTER SUPPLIES/EQUI...	1,335.00
Vendor 4248 - STREAMLINE Total:						1,335.00
Vendor: 5183 - SUNBELT RENTALS, INC						
SUNBELT RENTALS, INC	05/13/2026	131467	WELL #15/TEMP POWER FOR...	01-350-520210	REPAIR SUPPLIES - OPERATOR	495.00
Vendor 5183 - SUNBELT RENTALS, INC Total:						495.00
Vendor: 5395 - TALL BOY TRUCK EQUIPMENT						
TALL BOY TRUCK EQUIPMENT	05/07/2026	131433	Unit #13-Laptop stand	01-260-510910	MACHINERY & EQUIPMENT - ...	340.00
Vendor 5395 - TALL BOY TRUCK EQUIPMENT Total:						340.00
Vendor: 4350 - THE DATA CENTER						
THE DATA CENTER	05/07/2026	131424	The Date Center Printing and...	01-130-510420	POSTAGE & MAILING	2,467.03
THE DATA CENTER	05/07/2026	131424	The Date Center Printing and...	01-130-510420	POSTAGE & MAILING	10,164.98
Vendor 4350 - THE DATA CENTER Total:						12,632.01
Vendor: 4405 - THOMAS PETROLEUM						
THOMAS PETROLEUM	05/07/2026	131425	Yard-Fuel-Diesel	01-260-510230	VEHICLE FUEL - BLD/FLT MAI...	8,735.29
Vendor 4405 - THOMAS PETROLEUM Total:						8,735.29
Vendor: 5260 - THURGOOD, CHAD						
THURGOOD, CHAD	05/21/2026	10601	2026 BOOT REIMBURSEMENT	01-210-510490	SAFETY EXPENSE	150.00
Vendor 5260 - THURGOOD, CHAD Total:						150.00
Vendor: 5409 - TIMMONS GROUP, INC.						
TIMMONS GROUP, INC.	05/20/2026	131515	25C UN GIS Implementation ...	01-340-520920	INFRASTRUCTURE PURCHAS...	31,419.90
Vendor 5409 - TIMMONS GROUP, INC. Total:						31,419.90

Paid Check Report

Payment Dates: 5/1/2026 - 5/31/2026

Vendor Name	Payment Date	Payment Number	Description (Item)	Account Number	Account Name	Amount
Vendor: 4505 - UNITED FENCE CO						
UNITED FENCE CO	05/13/2026	131459	WTR Ops - Well 15 Fence Re...	01-350-520210	REPAIR SUPPLIES - OPERATOR	400.00
Vendor 4505 - UNITED FENCE CO Total:						400.00
Vendor: 4545 - UNUM LIFE INSURANCE CO OF AMER						
UNUM LIFE INSURANCE CO ...	05/07/2026	131426	APR 2026 EMPLOYER LIFE AD...	01-110-500170	LIFE/LTD/LTC INSURANCE - ...	0.25
UNUM LIFE INSURANCE CO ...	05/07/2026	131426	APR 2026 EMPLOYER LIFE AD...	01-220-500170	LIFE/LTD/LTC INSURANCE - ...	4.26
UNUM LIFE INSURANCE CO ...	05/07/2026	131426	APR 2026 EMPLOYER LIFE AD...	01-260-500170	LIFE/LTD/LTC INSURANCE - B...	-27.35
UNUM LIFE INSURANCE CO ...	05/07/2026	131426	APR 2026 EMPLOYER LIFE AD...	01-330-500170	LIFE/LTD/LTC INSURANCE - B...	2.76
UNUM LIFE INSURANCE CO ...	05/07/2026	131426	APR 2026 EMPLOYER LIFE AD...	01-350-500170	LIFE/LTD/LTC INSURANCE - O...	0.66
UNUM LIFE INSURANCE CO ...	05/07/2026	131426	APR 2026 EMPLOYER LIFE AD...	01-350-500170	LIFE/LTD/LTC INSURANCE - O...	-2.55
UNUM LIFE INSURANCE CO ...	05/07/2026	131426	LIFE INSURANCE	01-000-220620	VOLUNTARY LIFE PAYABLE	33.19
UNUM LIFE INSURANCE CO ...	05/07/2026	131426	VOL LIFE INSURANCE	01-000-220620	VOLUNTARY LIFE PAYABLE	6.36
UNUM LIFE INSURANCE CO ...	05/07/2026	131426	LIFE INSURANCE	01-000-220620	VOLUNTARY LIFE PAYABLE	33.19
UNUM LIFE INSURANCE CO ...	05/07/2026	131426	VOL LIFE INSURANCE	01-000-220620	VOLUNTARY LIFE PAYABLE	6.36
UNUM LIFE INSURANCE CO ...	05/07/2026	131426	LIFE INSURANCE	01-000-220620	VOLUNTARY LIFE PAYABLE	2,489.00
UNUM LIFE INSURANCE CO ...	05/07/2026	131426	UNUM SHORT TERM DISABIL...	01-000-220620	VOLUNTARY LIFE PAYABLE	322.19
UNUM LIFE INSURANCE CO ...	05/07/2026	131426	VOL LIFE INSURANCE	01-000-220620	VOLUNTARY LIFE PAYABLE	509.92
UNUM LIFE INSURANCE CO ...	05/07/2026	131426	LIFE INSURANCE	01-000-220620	VOLUNTARY LIFE PAYABLE	2,466.78
UNUM LIFE INSURANCE CO ...	05/07/2026	131426	UNUM SHORT TERM DISABIL...	01-000-220620	VOLUNTARY LIFE PAYABLE	322.19
UNUM LIFE INSURANCE CO ...	05/07/2026	131426	VOL LIFE INSURANCE	01-000-220620	VOLUNTARY LIFE PAYABLE	507.08
UNUM LIFE INSURANCE CO ...	05/07/2026	131426	APR 2026 SHORT TERM DIS ...	01-110-500170	LIFE/LTD/LTC INSURANCE - ...	0.06
UNUM LIFE INSURANCE CO ...	05/07/2026	131426	APR 2026 VOL LIFE ADJ-ROU...	01-110-500170	LIFE/LTD/LTC INSURANCE - ...	0.14
UNUM LIFE INSURANCE CO ...	05/07/2026	131426	APR 2026 VOL LIFE ADJ-EMP ...	01-231-500170	LIFE/LTD/LTC INSURANCE - ...	36.50
UNUM LIFE INSURANCE CO ...	05/07/2026	131426	APR 2026 VOL LIFE ADJ-EMP ...	01-260-500170	LIFE/LTD/LTC INSURANCE - B...	-2.84
UNUM LIFE INSURANCE CO ...	05/07/2026	131427	APR 2026 LONG TERM CARE ...	01-220-500170	LIFE/LTD/LTC INSURANCE - ...	-2.40
UNUM LIFE INSURANCE CO ...	05/07/2026	131427	APR 2026 LONG TERM CARE ...	01-330-500170	LIFE/LTD/LTC INSURANCE - B...	-2.40
UNUM LIFE INSURANCE CO ...	05/07/2026	131427	LONG TERM CARE	01-000-220600	OTHER INSURANCE PAYABLE	1.20
UNUM LIFE INSURANCE CO ...	05/07/2026	131427	LONG TERM CARE	01-000-220600	OTHER INSURANCE PAYABLE	1.20
UNUM LIFE INSURANCE CO ...	05/07/2026	131427	LONG TERM CARE	01-000-220600	OTHER INSURANCE PAYABLE	123.05
UNUM LIFE INSURANCE CO ...	05/07/2026	131427	LONG TERM CARE	01-000-220600	OTHER INSURANCE PAYABLE	123.05
Vendor 4545 - UNUM LIFE INSURANCE CO OF AMER Total:						6,951.85
Vendor: 5113 - UPPER LIMIT, INC.						
UPPER LIMIT, INC.	05/13/2026	131465	Body Solid Dip Station - Gym	01-000-220700	EMPLOYEE RESERVE - GYM	335.75
Vendor 5113 - UPPER LIMIT, INC. Total:						335.75
Vendor: 0001 - US TREASURY						
US TREASURY	05/07/2026	DFT0002556	MEDICARE WITHHOLDING	01-000-230100	FEDERAL W/H & MEDICARE ...	7,188.36
US TREASURY	05/07/2026	DFT0002557	FEDERAL WITHHOLDING	01-000-230100	FEDERAL W/H & MEDICARE ...	21,984.17
US TREASURY	05/21/2026	DFT0002582	MEDICARE WITHHOLDING	01-000-230100	FEDERAL W/H & MEDICARE ...	7,061.32
US TREASURY	05/21/2026	DFT0002583	FEDERAL WITHHOLDING	01-000-230100	FEDERAL W/H & MEDICARE ...	20,560.16
Vendor 0001 - US TREASURY Total:						56,794.01

Paid Check Report

Payment Dates: 5/1/2026 - 5/31/2026

Vendor Name	Payment Date	Payment Number	Description (Item)	Account Number	Account Name	Amount
Vendor: 4620 - UTAH LOCAL GOVERNMENTS TRUST						
UTAH LOCAL GOVERNMENTS...	05/07/2026	131428	20120-PROPERTY/RENTAL E...	01-110-510450	GENERAL INSURANCE	34.95
Vendor 4620 - UTAH LOCAL GOVERNMENTS TRUST Total:						34.95
Vendor: 4640 - UTAH RETIREMENT SYSTEMS						
UTAH RETIREMENT SYSTEMS	05/07/2026	DFT0002535	TIER 2 DEFINED CONTRIBUTI...	01-000-220400	RETIREMENT CONTRIB PAYA...	1,456.19
UTAH RETIREMENT SYSTEMS	05/07/2026	DFT0002536	TIER 2 HYBRID CONTRIBUTI...	01-000-220400	RETIREMENT CONTRIB PAYA...	16,525.91
UTAH RETIREMENT SYSTEMS	05/07/2026	DFT0002537	457 CONTRIBUTION AMOUNT	01-000-220400	RETIREMENT CONTRIB PAYA...	250.00
UTAH RETIREMENT SYSTEMS	05/07/2026	DFT0002538	457 CONTRIB - BOARD	01-000-220400	RETIREMENT CONTRIB PAYA...	77.50
UTAH RETIREMENT SYSTEMS	05/07/2026	DFT0002539	457 CONTRIB - TIER 2	01-000-220400	RETIREMENT CONTRIB PAYA...	77.50
UTAH RETIREMENT SYSTEMS	05/07/2026	DFT0002542	401(K) \$ TIER 2 EMP CONTRIB	01-000-220400	RETIREMENT CONTRIB PAYA...	25.00
UTAH RETIREMENT SYSTEMS	05/07/2026	DFT0002543	401(K) CONTRIB - BOARD	01-000-220400	RETIREMENT CONTRIB PAYA...	77.50
UTAH RETIREMENT SYSTEMS	05/07/2026	DFT0002544	401(K) % CONTRIBUTION A...	01-000-220400	RETIREMENT CONTRIB PAYA...	120.59
UTAH RETIREMENT SYSTEMS	05/07/2026	DFT0002547	TIER 2 DC 401K	01-000-220400	RETIREMENT CONTRIB PAYA...	3,557.41
UTAH RETIREMENT SYSTEMS	05/07/2026	DFT0002551	401(K) LOAN PAYMENT	01-000-220400	RETIREMENT CONTRIB PAYA...	140.06
UTAH RETIREMENT SYSTEMS	05/07/2026	DFT0002552	TIER 2 ROTH IRA CONTRIB A...	01-000-220400	RETIREMENT CONTRIB PAYA...	645.00
UTAH RETIREMENT SYSTEMS	05/07/2026	DFT0002553	ROTH IRA CONTRIBUTION A...	01-000-220400	RETIREMENT CONTRIB PAYA...	555.00
UTAH RETIREMENT SYSTEMS	05/07/2026	DFT0002554	TIER 2 - 457 CONTRIB	01-000-220400	RETIREMENT CONTRIB PAYA...	30.00
UTAH RETIREMENT SYSTEMS	05/07/2026	DFT0002555	UT STATE RET CONTRIBUTION	01-000-220400	RETIREMENT CONTRIB PAYA...	16,618.39
UTAH RETIREMENT SYSTEMS	05/21/2026	DFT0002562	TIER 2 DEFINED CONTRIBUTI...	01-000-220400	RETIREMENT CONTRIB PAYA...	1,389.83
UTAH RETIREMENT SYSTEMS	05/21/2026	DFT0002563	TIER 2 HYBRID CONTRIBUTI...	01-000-220400	RETIREMENT CONTRIB PAYA...	16,567.37
UTAH RETIREMENT SYSTEMS	05/21/2026	DFT0002564	457 CONTRIBUTION AMOUNT	01-000-220400	RETIREMENT CONTRIB PAYA...	250.00
UTAH RETIREMENT SYSTEMS	05/21/2026	DFT0002567	401(K) \$ TIER 2 EMP CONTRIB	01-000-220400	RETIREMENT CONTRIB PAYA...	25.00
UTAH RETIREMENT SYSTEMS	05/21/2026	DFT0002568	401(K) % CONTRIBUTION A...	01-000-220400	RETIREMENT CONTRIB PAYA...	140.85
UTAH RETIREMENT SYSTEMS	05/21/2026	DFT0002571	TIER 2 DC 401K	01-000-220400	RETIREMENT CONTRIB PAYA...	3,376.51
UTAH RETIREMENT SYSTEMS	05/21/2026	DFT0002576	401(K) LOAN PAYMENT	01-000-220400	RETIREMENT CONTRIB PAYA...	140.06
UTAH RETIREMENT SYSTEMS	05/21/2026	DFT0002577	TIER 2 ROTH IRA CONTRIB A...	01-000-220400	RETIREMENT CONTRIB PAYA...	645.00
UTAH RETIREMENT SYSTEMS	05/21/2026	DFT0002578	ROTH IRA CONTRIBUTION A...	01-000-220400	RETIREMENT CONTRIB PAYA...	555.00
UTAH RETIREMENT SYSTEMS	05/21/2026	DFT0002579	TIER 2 - 457 CONTRIB	01-000-220400	RETIREMENT CONTRIB PAYA...	30.00
UTAH RETIREMENT SYSTEMS	05/21/2026	DFT0002580	UT STATE RET CONTRIBUTION	01-000-220400	RETIREMENT CONTRIB PAYA...	16,226.25
UTAH RETIREMENT SYSTEMS	05/21/2026	DFT0002581	ROTH 457 CONTRIBUTIONS	01-000-220400	RETIREMENT CONTRIB PAYA...	70.00
Vendor 4640 - UTAH RETIREMENT SYSTEMS Total:						79,571.92
Vendor: 4650 - UTAH STATE TAX COMMISSION						
UTAH STATE TAX COMMISSI...	05/05/2026	131403	STATE WITHHOLDING	01-000-230200	STATE W/H PAYABLE	125.58
UTAH STATE TAX COMMISSI...	05/05/2026	131403	STATE WITHHOLDING	01-000-230200	STATE W/H PAYABLE	545.31
UTAH STATE TAX COMMISSI...	05/05/2026	131403	STATE WITHHOLDING	01-000-230200	STATE W/H PAYABLE	10,352.66
UTAH STATE TAX COMMISSI...	05/05/2026	131403	STATE WITHHOLDING	01-000-230200	STATE W/H PAYABLE	10,736.83
Vendor 4650 - UTAH STATE TAX COMMISSION Total:						21,760.38
Vendor: 4693 - UTOPIA						
UTOPIA	05/13/2026	131460	MAY 2026 FIBER OPTICS	01-360-510470	TELEPHONE	2,422.00
Vendor 4693 - UTOPIA Total:						2,422.00

Paid Check Report

Payment Dates: 5/1/2026 - 5/31/2026

Vendor Name	Payment Date	Payment Number	Description (Item)	Account Number	Account Name	Amount
Vendor: 4704 - VERIZON WIRELESS						
VERIZON WIRELESS	05/13/2026	DFT0002560	APR 2026 VERIZON WIRELESS	01-360-510470	TELEPHONE	1,054.50
Vendor 4704 - VERIZON WIRELESS Total:						1,054.50
Vendor: 5178 - VOYA RETIREMENT INSURANCE AND ANNUITY COMPANY						
VOYA RETIREMENT INSURAN...	05/07/2026	DFT0002540	401(K) CONTRIBUTIONS	01-000-220400	RETIREMENT CONTRIB PAYA...	180.00
VOYA RETIREMENT INSURAN...	05/07/2026	DFT0002541	401(K) CONTRIBUTIONS	01-000-220400	RETIREMENT CONTRIB PAYA...	33,020.72
VOYA RETIREMENT INSURAN...	05/07/2026	DFT0002545	ROTH 401(K) CONTRIBUTIONS	01-000-220400	RETIREMENT CONTRIB PAYA...	130.00
VOYA RETIREMENT INSURAN...	05/07/2026	DFT0002546	ROTH 401(K) CONTRIBUTIONS	01-000-220400	RETIREMENT CONTRIB PAYA...	3,164.38
VOYA RETIREMENT INSURAN...	05/07/2026	DFT0002549	401(K) LOAN PAYMENT	01-000-220400	RETIREMENT CONTRIB PAYA...	544.93
VOYA RETIREMENT INSURAN...	05/07/2026	DFT0002550	401(K) LOAN PAYMENT	01-000-220400	RETIREMENT CONTRIB PAYA...	1,564.26
VOYA RETIREMENT INSURAN...	05/21/2026	DFT0002565	401(K) CONTRIBUTIONS	01-000-220400	RETIREMENT CONTRIB PAYA...	180.00
VOYA RETIREMENT INSURAN...	05/21/2026	DFT0002566	401(K) CONTRIBUTIONS	01-000-220400	RETIREMENT CONTRIB PAYA...	32,563.51
VOYA RETIREMENT INSURAN...	05/21/2026	DFT0002569	ROTH 401(K) CONTRIBUTIONS	01-000-220400	RETIREMENT CONTRIB PAYA...	130.00
VOYA RETIREMENT INSURAN...	05/21/2026	DFT0002570	ROTH 401(K) CONTRIBUTIONS	01-000-220400	RETIREMENT CONTRIB PAYA...	3,204.81
VOYA RETIREMENT INSURAN...	05/21/2026	DFT0002573	401(K) LOAN PAYMENT	01-000-220400	RETIREMENT CONTRIB PAYA...	544.93
VOYA RETIREMENT INSURAN...	05/21/2026	DFT0002574	401(K) LOAN PAYMENT	01-000-220400	RETIREMENT CONTRIB PAYA...	201.55
VOYA RETIREMENT INSURAN...	05/21/2026	DFT0002575	401(K) LOAN PAYMENT	01-000-220400	RETIREMENT CONTRIB PAYA...	1,564.26
Vendor 5178 - VOYA RETIREMENT INSURANCE AND ANNUITY COMPANY Total:						76,993.35
Vendor: 4730 - W-CUBED INC						
W-CUBED INC	05/13/2026	131461	WWPS - Warner/East Rec - 2...	01-340-520920	INFRASTRUCTURE PURCHAS...	105,392.00
W-CUBED INC	05/13/2026	131461	WWPS - East Rec Pump #1	01-350-520210	REPAIR SUPPLIES - OPERATOR	4,753.00
Vendor 4730 - W-CUBED INC Total:						110,145.00
Vendor: 4880 - WEST VALLEY CITY						
WEST VALLEY CITY	05/13/2026	DFT0002561	APR 2026 STRMWTR/ST LIG...	01-110-510460	UTILITIES - MGMT	783.00
WEST VALLEY CITY	05/13/2026	DFT0002561	APR 2026 STRMWTR/ST LIG...	01-230-510460	UTILITIES - WTR	465.00
WEST VALLEY CITY	05/13/2026	DFT0002561	APR 2026 STRMWTR/ST LIG...	01-240-510460	UTILITIES - WW	200.10
Vendor 4880 - WEST VALLEY CITY Total:						1,448.10
Vendor: 4910 - WHEELER MACHINERY CO						
WHEELER MACHINERY CO	05/13/2026	131462	Unit #107-Cat 315-windshield..	01-260-520210	REPAIR SUPPLIES - BLD/FLT ...	-106.52
WHEELER MACHINERY CO	05/13/2026	131462	Unit #103 - Case Loader - PM...	01-260-520210	REPAIR SUPPLIES - BLD/FLT ...	-43.53
WHEELER MACHINERY CO	05/13/2026	131462	Unit #107-Cat 315-windshield..	01-260-520210	REPAIR SUPPLIES - BLD/FLT ...	143.40
WHEELER MACHINERY CO	05/13/2026	131462	107-LOADER SEAL	01-260-520210	REPAIR SUPPLIES - BLD/FLT ...	126.81
WHEELER MACHINERY CO	05/13/2026	131462	Unit #10-Valve cover gasket,...	01-260-520210	REPAIR SUPPLIES - BLD/FLT ...	231.53
WHEELER MACHINERY CO	05/13/2026	131462	Unit #103-Differential oil	01-260-520210	REPAIR SUPPLIES - BLD/FLT ...	193.86
WHEELER MACHINERY CO	05/13/2026	131462	Unit #103 - Case Loader - PM...	01-260-520210	REPAIR SUPPLIES - BLD/FLT ...	35.91
WHEELER MACHINERY CO	05/13/2026	131462	Fuel for Rental	01-340-520920	INFRASTRUCTURE PURCHAS...	374.00
WHEELER MACHINERY CO	05/13/2026	131462	Wheeler Fire hydrant saver t...	01-230-520240	TOOLS & SUPPLIES - WTR MA...	1,826.05
WHEELER MACHINERY CO	05/20/2026	131510	Unit #103-Cat Loader-Carrier...	01-260-520210	REPAIR SUPPLIES - BLD/FLT ...	525.50
WHEELER MACHINERY CO	05/20/2026	131510	Unit #103-Cat Loader-Carrier...	01-260-520210	REPAIR SUPPLIES - BLD/FLT ...	8.78
WHEELER MACHINERY CO	05/20/2026	131510	Unit #103-Cat Loader-Carrier...	01-260-520210	REPAIR SUPPLIES - BLD/FLT ...	107.26
WHEELER MACHINERY CO	05/20/2026	131510	Unit #103-Cat load-rear main...	01-260-520210	REPAIR SUPPLIES - BLD/FLT ...	582.64
Vendor 4910 - WHEELER MACHINERY CO Total:						4,005.69

Paid Check Report

Payment Dates: 5/1/2026 - 5/31/2026

Vendor Name	Payment Date	Payment Number	Description (Item)	Account Number	Account Name	Amount
Vendor: 4995 - WORKFORCE QA						
WORKFORCE QA	05/20/2026	131511	EMP DRUG TESTING MAY 20...	01-110-510520	PROFESSIONAL CONSULTING ..	95.00
Vendor 4995 - WORKFORCE QA Total:						95.00
Vendor: 5070 - ZIONS FIRST NATIONAL BANK						
ZIONS FIRST NATIONAL BANK	05/13/2026	131463	TRUSTEE FEE/2023A BOND	01-110-510540	BANKING & BONDING EXPEN...	2,500.00
ZIONS FIRST NATIONAL BANK	05/13/2026	131464	TRUSTEE FEE/2023B BOND	01-110-510540	BANKING & BONDING EXPEN...	2,500.00
Vendor 5070 - ZIONS FIRST NATIONAL BANK Total:						5,000.00
Grand Total:						4,600,482.81

Report Summary

Fund Summary

Fund	Payment Amount
01 - GENERAL FUND	4,600,482.81
Grand Total:	4,600,482.81

Account Summary

Account Number	Account Name	Payment Amount
01-000-210110	ACCOUNTS PAYABLE - R...	-68,875.63
01-000-210150	AMEX/MC PAYABLE	6,212.04
01-000-220400	RETIREMENT CONTRIB P...	156,565.27
01-000-220500	HEALTH INSURANCE PA...	2,730.54
01-000-220501	DENTAL INSURANCE CLA...	6,672.77
01-000-220600	OTHER INSURANCE PAY...	248.50
01-000-220620	VOLUNTARY LIFE PAYAB...	6,696.26
01-000-220700	EMPLOYEE RESERVE - G...	574.75
01-000-220800	GARNISHMENT PAYABLE	1,214.42
01-000-220900	CAFETERIA PLAN PAYAB...	24,741.15
01-000-230100	FEDERAL W/H & MEDIC...	56,794.01
01-000-230200	STATE W/H PAYABLE	21,760.38
01-000-430990	MISC INCOME	7,914.84
01-105-510480	TRAINING & EDUCATION...	1,657.80
01-110-500130	HEALTH INSURANCE - M...	349.60
01-110-500170	LIFE/LTD/LTC INSURANC...	0.62
01-110-510430	GENERAL ADMINISTRAT...	1,676.12
01-110-510433	GENERAL ADMINISTRAT...	25.00
01-110-510436	GENERAL ADMINISTRAT...	86.64
01-110-510450	GENERAL INSURANCE	34.95
01-110-510460	UTILITIES - MGMT	6,036.04
01-110-510480	TRAINING & EDUCATION...	2,723.41
01-110-510500	LEGAL EXPENSE	6,464.90
01-110-510510	ACCOUNTING & AUDIT	15,850.00
01-110-510520	PROFESSIONAL CONSULT..	489.85
01-110-510530	PUBLIC RELATIONS/CON...	53,766.20
01-110-510540	BANKING & BONDING E...	5,090.00
01-130-510220	BUILDINGS & GROUNDS -..	3,058.36
01-130-510410	OFFICE SUPPLIES	1,117.73
01-130-510420	POSTAGE & MAILING	13,198.86
01-130-510434	GENERAL ADMINISTRAT...	81.22
01-140-510480	TRAINING & EDUCATION...	725.00
01-140-520210	REPAIR SUPPLIES - METER	253,657.21
01-140-520240	TOOLS & SUPPLIES - ME...	75.37
01-210-510490	SAFETY EXPENSE	1,533.74

Payroll Taxes and Emp Benefits \$278,354.91

Account Summary

Account Number	Account Name	Payment Amount	
01-220-500170	LIFE/LTD/LTC INSURANC...	1.86	
01-220-510480	TRAINING & EDUCATION...	2,203.39	
01-220-520210	REPAIR SUPPLIES - WTR ...	23,464.04	
01-220-520240	TOOLS & SUPPLIES - WTR..	565.67	
01-230-510460	UTILITIES - WTR	64,888.72	
01-230-510480	TRAINING & EDUCATION...	230.00	
01-230-520210	REPAIR SUPPLIES - WTR...	15,676.27	
01-230-520240	TOOLS & SUPPLIES - WTR...	1,941.31	
01-231-500170	LIFE/LTD/LTC INSURANC...	36.50	
01-231-530270	WATER TESTING FEES	1,243.27	
01-240-510434	GENERAL ADMINISTRAT...	19.53	
01-240-510460	UTILITIES - WW	16,296.16	
01-240-510480	TRAINING & EDUCATION...	1,325.22	
01-240-520240	TOOLS & SUPPLIES - WW...	789.00	
01-260-500170	LIFE/LTD/LTC INSURANC...	-30.19	
01-260-510230	VEHICLE FUEL - BLD/FLT...	9,035.29	
01-260-510480	TRAINING & EDUCATION...	198.00	
01-260-510910	MACHINERY & EQUIPM...	340.00	
01-260-520210	REPAIR SUPPLIES - BLD/F...	9,488.79	
01-260-520240	TOOLS & SUPPLIES - BLD...	66.54	
01-330-500170	LIFE/LTD/LTC INSURANC...	0.36	
01-330-520240	TOOLS & SUPPLIES - BLU...	96.90	
01-340-510434	GENERAL ADMINISTRAT...	148.88	
01-340-510480	TRAINING & EDUCATION...	1,050.00	
01-340-510520	PROFESSIONAL CONSULT...	10,692.06	
01-340-520920	INFRASTRUCTURE PURC...	2,114,698.13	Infrastructure \$2,045,822.50
01-350-500170	LIFE/LTD/LTC INSURANC...	-1.89	
01-350-510480	TRAINING & EDUCATION...	1,419.22	
01-350-520210	REPAIR SUPPLIES - OPER...	16,183.80	
01-350-530250	WATER SUPPLY EXPENSE	363,384.34	Jordan Valley Water
01-350-530260	WATER TREATMENT CH...	5,003.46	
01-360-510220	BUILDINGS & GROUNDS -..	14,295.09	
01-360-510440	COMPUTER SUPPLIES/E...	62,181.30	
01-360-510470	TELEPHONE	4,137.27	
01-400-580310	FACILITY OPERATION - C...	484,522.73	
01-400-580320	PROJECT BETTERTMENTS-...	51,714.28	
01-400-580340	PRETREATMENT FIELD - ...	32,509.40	Central Valley Water \$1,268,466.60
01-400-580350	LABORATORY - C.V.	28,761.28	
01-400-580380	CVW DEBT SERVICE	670,958.91	
	Grand Total:	4,600,482.81	

Project Account Summary

Project Account Key	Payment Amount	
None	2,485,784.68	
20ICONSTMGMT	5,069.00	
23ICONSTMGMT	42,350.03	
23ICONSTR	1,137,600.70	
23LDESIGNAMENDMENT	52,930.12	
25CGISCONTRACT	31,419.90	
25DMODEL	1,385.50	
25GCONSTRUCTION	36,153.00	
25JCONSTMGMT	28,218.73	
25JCONSTRUCTION	489,554.45	
25JPI	4,878.38	
25JRMP	7,277.00	
25KCONSTMGMT	5,025.26	
25KCONSTRUCTION	172.09	
25MCONSTRUCTION	27,397.59	
25NCONSTR	105,392.00	
25TCONSTMGMTAMEND	2,262.75	
25XPI	288.30	
26ACONSTRUCTION	19,467.01	
26BSCADAUPGRADES	37,136.32	
26FCONSTRUCTION	7,000.00	
26JFIREHYDINTERNAL	73,720.00	
Grand Total:	4,600,482.81	% of Total
Infrastructure	\$ 2,045,822.50	44%
Central Valley Water	\$ 1,268,466.60	28%
Jordan Valley Water	\$ 363,384.34	8%
Payroll Taxes and Employee Benefits	\$ 278,354.91	6%
Other	\$ 644,454.46	14%



Granger-Hunter Improvement District

Bank Transaction Report Transaction Detail

Issued Date Range: 05/01/2026 - 05/31/2026

Cleared Date Range: -

Issued Date	Number	Description	Module	Type	Amount
Bank Account: 01-000-110100 - CASH - GENERAL CHECKING					
05/07/2026	EFT0000124	Payroll EFT	Payroll	EFT	-193,670.38
05/21/2026	EFT0000125	Payroll EFT	Payroll	EFT	-190,702.17
Bank Account 01-000-110100 Total: (2)					-384,372.55
Report Total: (2)					-384,372.55



Granger-Hunter Improvement District

Bank Transaction Report Transaction Detail

Issued Date Range: 05/01/2026 - 05/31/2026

Cleared Date Range: -

Issued

Date	Number	Description	Module	Type	Amount
Bank Account: 01-000-110100 - CASH - GENERAL CHECKING					
05/05/2026	35518	Reverse Refund Check Silvia Miller	Utility Billing	Check Reversal	87.84
05/07/2026	35742	One Way Up Home Solutions LLC	Utility Billing	Check	-194.68
05/07/2026	35743	Grace Perea	Utility Billing	Check	-80.29
05/07/2026	35744	Bobbi Woodson Fulmer	Utility Billing	Check	-105.37
05/07/2026	35745	Darin Lewis	Utility Billing	Check	-116.95
05/07/2026	35746	Bessie Warr	Utility Billing	Check	-104.81
05/07/2026	35747	Silvia Miller	Utility Billing	Check	-87.84
05/07/2026	35748	Alisha Baum	Utility Billing	Check	-49.03
05/07/2026	35749	Real Deal Homes LLC	Utility Billing	Check	-107.72
05/07/2026	35750	Kolby Posell	Utility Billing	Check	-116.79
05/07/2026	35751	Shelley Schrader	Utility Billing	Check	-121.41
05/07/2026	35752	Walter Hall	Utility Billing	Check	-110.00
05/07/2026	35753	Jose Garcia	Utility Billing	Check	-7.28
05/07/2026	35754	Nolan Slauch	Utility Billing	Check	-50.62
05/07/2026	35755	Li Rong Wang	Utility Billing	Check	-109.57
05/07/2026	35756	Korean Catholic Community of Utah LLC	Utility Billing	Check	-134.86
05/07/2026	35757	Carl J Boulden	Utility Billing	Check	-11.67
05/07/2026	35758	Casta LLC	Utility Billing	Check	-118.59
05/07/2026	35759	Paul Nichols	Utility Billing	Check	-141.16
05/21/2026	35760	4242 S 6485 W, INC	Utility Billing	Check	-61.88
05/21/2026	35761	Weston Field LLC	Utility Billing	Check	-63.32
05/21/2026	35762	Charles S Stilson	Utility Billing	Check	-82.62
05/21/2026	35763	Oscar Palacios	Utility Billing	Check	-89.91
05/21/2026	35764	Lynn G Despain	Utility Billing	Check	-1,469.01
05/21/2026	35765	Rebecca Riggs	Utility Billing	Check	-75.74
05/21/2026	35766	Marin Mok	Utility Billing	Check	-88.52
05/21/2026	35767	Duce Namazi LLC	Utility Billing	Check	-6.58
05/21/2026	35768	Christon D Hanks	Utility Billing	Check	-140.00
05/21/2026	35769	Ally's Place LLC	Utility Billing	Check	-61.51
05/21/2026	35770	Milne Crouch	Utility Billing	Check	-181.20
05/21/2026	35771	Cherrell L Smith	Utility Billing	Check	-89.73
05/21/2026	35772	Melanie Howell	Utility Billing	Check	-109.98
05/21/2026	35773	Luis Blanco	Utility Billing	Check	-173.33
05/21/2026	35774	Narvel E Scherzinger	Utility Billing	Check	-178.88
05/21/2026	35775	Magda Flores Rodriguez	Utility Billing	Check	-72.41
05/21/2026	35776	Queens Bath LLC	Utility Billing	Check	-97.51

Bank Transaction Report

Issued Date Range: -

Issued

Date	Number	Description	Module	Type	Amount
05/21/2026	35777	Nhan Nguyen	Utility Billing	Check	-250.00
05/21/2026	35778	Canyon Advantage LLC	Utility Billing	Check	-150.00
05/21/2026	35779	Pete C Rondas	Utility Billing	Check	-175.07
05/21/2026	35780	Fayette C Tucker	Utility Billing	Check	-69.63
05/21/2026	35781	Paulino Romero	Utility Billing	Check	-114.78
05/21/2026	35782	David Valentine McGeary	Utility Billing	Check	-85.94
05/21/2026	35783	Milton Cruz	Utility Billing	Check	-154.54
05/21/2026	35784	Gary Romano	Utility Billing	Check	-144.70
05/21/2026	35785	Sophea Kol	Utility Billing	Check	-116.20
05/28/2026	35786	Dean Pehrson	Utility Billing	Check	-64.04
05/28/2026	35787	Deborah Hardin	Utility Billing	Check	-168.63
05/28/2026	35788	Noemi Macedo-Lobato	Utility Billing	Check	-159.18
05/28/2026	35789	Ruth E Kendall	Utility Billing	Check	-75.47
05/28/2026	35790	Larell S Barney	Utility Billing	Check	-149.91
05/28/2026	35791	Urbano Serna	Utility Billing	Check	-98.54
05/28/2026	35792	Gabriel Moreno	Utility Billing	Check	-124.03
05/28/2026	35793	Michael A Taylor	Utility Billing	Check	-58.55
05/28/2026	35794	Helen Dishaw	Utility Billing	Check	-98.76
05/28/2026	35795	Claude J Lott	Utility Billing	Check	-315.79
05/28/2026	35796	Allyson Burt	Utility Billing	Check	-182.85
05/28/2026	35797	Susan Rider	Utility Billing	Check	-59.31
05/28/2026	35798	Tiffany Walker	Utility Billing	Check	-121.55
05/28/2026	35799	Matthew Davis	Utility Billing	Check	-23.56
05/28/2026	35800	Martha Serrano	Utility Billing	Check	-88.13
05/28/2026	35801	John Loveday	Utility Billing	Check	-87.18
05/28/2026	35802	Jacob Wills	Utility Billing	Check	-114.42
05/28/2026	35803	Anna Ashby	Utility Billing	Check	-151.34
05/28/2026	35804	Feletoa Properties LLC	Utility Billing	Check	-156.26
05/28/2026	35805	Gloria G Jensen	Utility Billing	Check	-203.43
Bank Account 01-000-110100 Total: (65)					-8,484.72
Report Total: (65)					-8,484.72



GRANGER-HUNTER
IMPROVEMENT DISTRICT

PROPERTY & CASUALTY AND WORKER'S COMPENSATION INSURANCE RENEWAL



Property & Casualty and Worker's Compensation Insurance Renewal

Objective and Outcomes:

“Provide financial protection for district assets, operations, and liabilities arising from unforeseen events, helping ensure service continuity”

“Workers' compensation coverage safeguards employees by covering medical expenses and lost wages due to job-related injuries, while also protecting the district from associated legal and financial risks”

Policies (Coverage Term 7/1/26 to 6/30/26):

- General Liability, Auto Liability and Physical Damage
- Worker's Compensation
- Property
- Cyber, Crime, Pollution
- Earthquake and Flood
- Underground Storage Tanks

Insurance Premium Strategy Overview

Premium increases remain concentrated in General Liability, while mitigation strategies help manage total cost of risk.



Purpose

- Drivers of increases and cost-control strategies. Loss ratios (incident activity), property value increases, and market conditions.



Current Trends

- Continued upward pressure on premiums at renewal.



Strategy

- Deductible assessments, operations continuous improvement, and coverage reviews to best manage total cost of risk.



Recommendations and Advancements

- Advance deductible strategy where financially justified.
- Reinforce incident reduction initiatives (primary lever on General Liability).
- Monitor market conditions for future renegotiation opportunities.

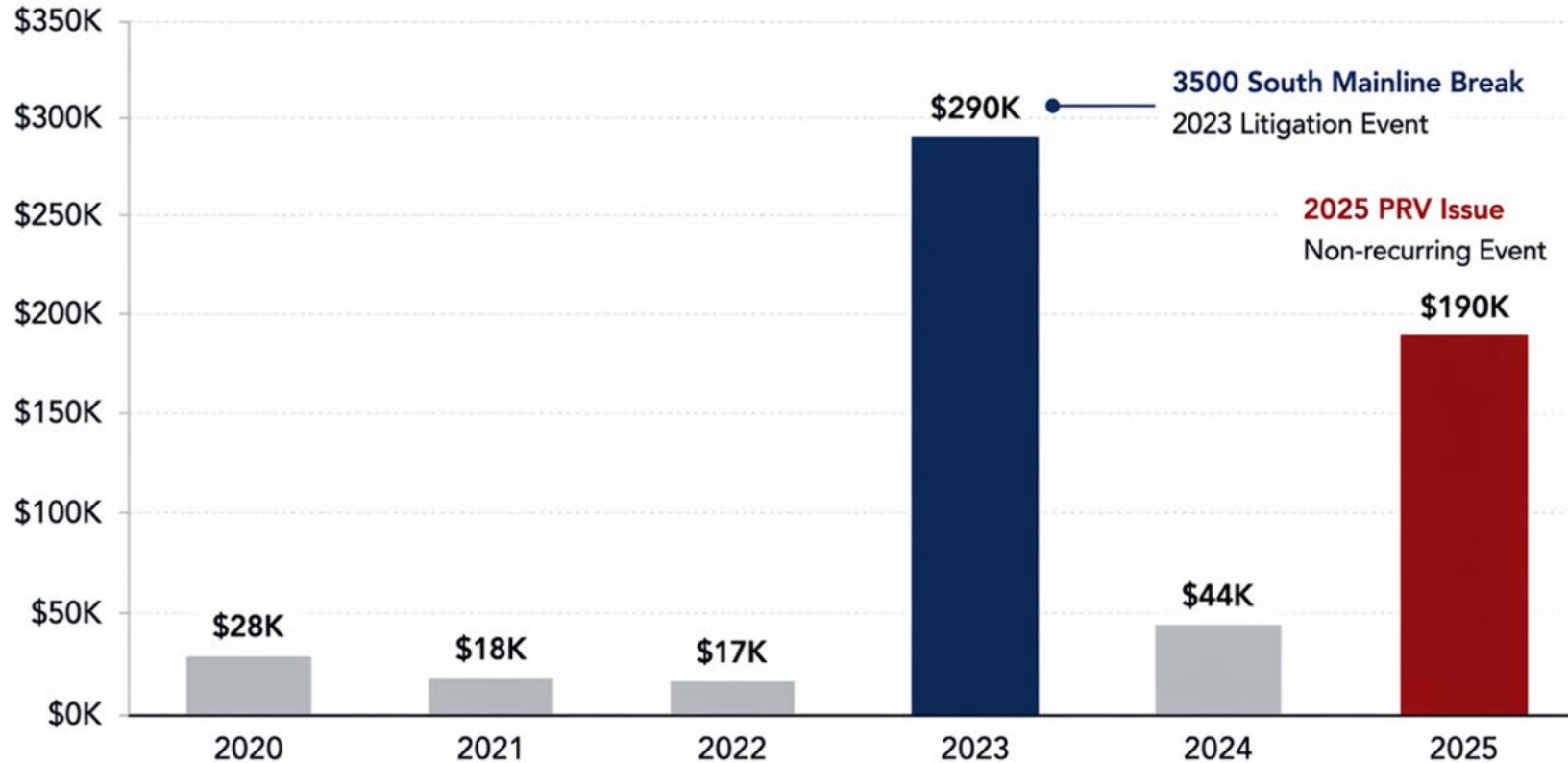


Primary lever to control long-term cost is reducing General Liability exposure

General Liability Claims

Two non-recurring events—2023 litigation and a 2025 PRV issue—drive ~70% of total losses.

Total Claim Costs (\$000s)



~70%

of total claims
(2020–2025) are
driven by two
non-recurring
events.

- 2023 Litigation Event
\$290K (51%)
- 2025 PRV Issue
\$190K (19%)

Total 2020–2025
Claims:

\$567K



Underlying claims remain stable.

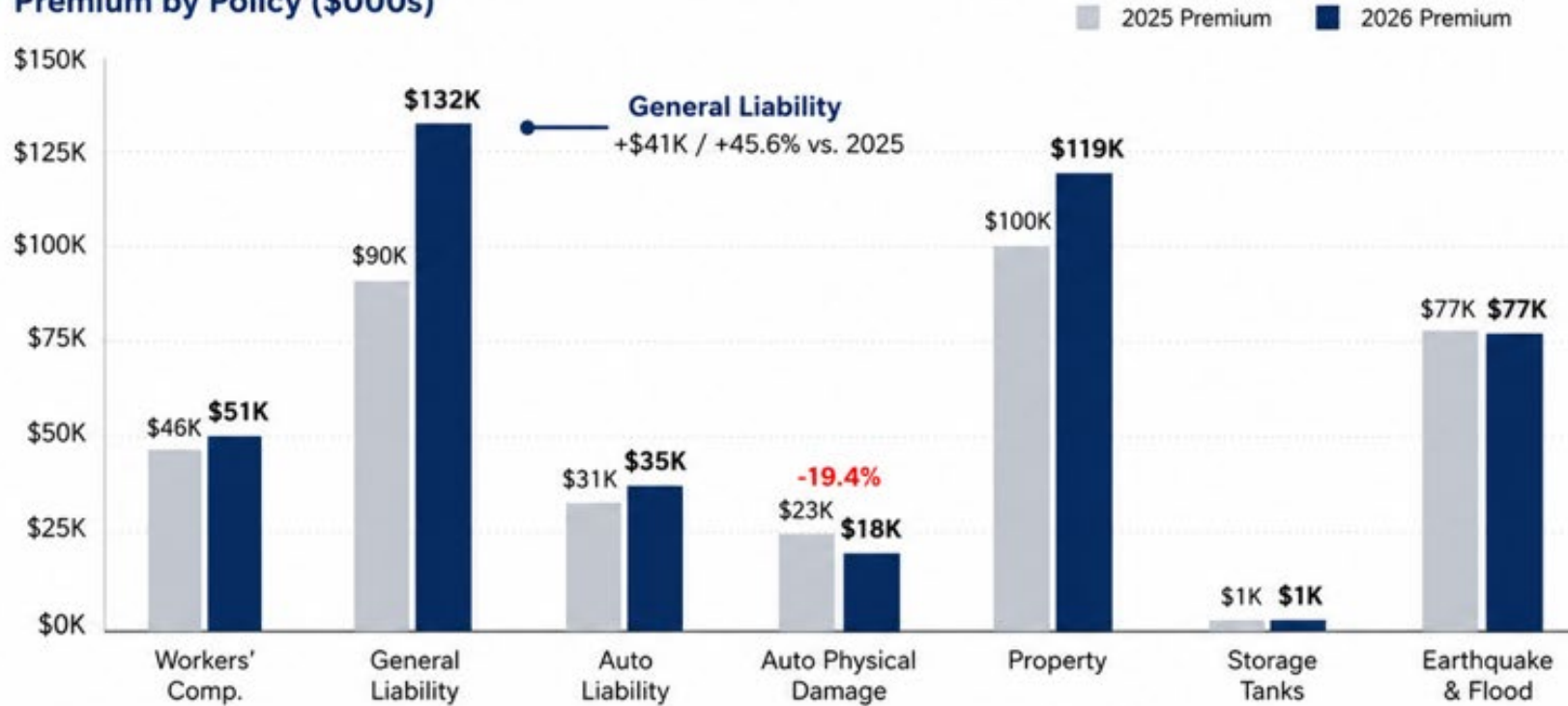
Excluding the 2023 litigation event and 2025 PRV issue,
claims are within a consistent historical range of \$18K–\$44K.



Insurance Premium Comparison

2026 renewal increases are concentrated in General Liability; excluding GL, the rest of the portfolio increased a moderate 8.2%.

Premium by Policy (\$000s)



~64%
of total premium increase is driven by General Liability.

- General Liability** \$41K (64%)
- All other lines** \$23K (36%)

Total Premiums:
 2025 **\$369K**
 2026 **\$433K +17.4%**

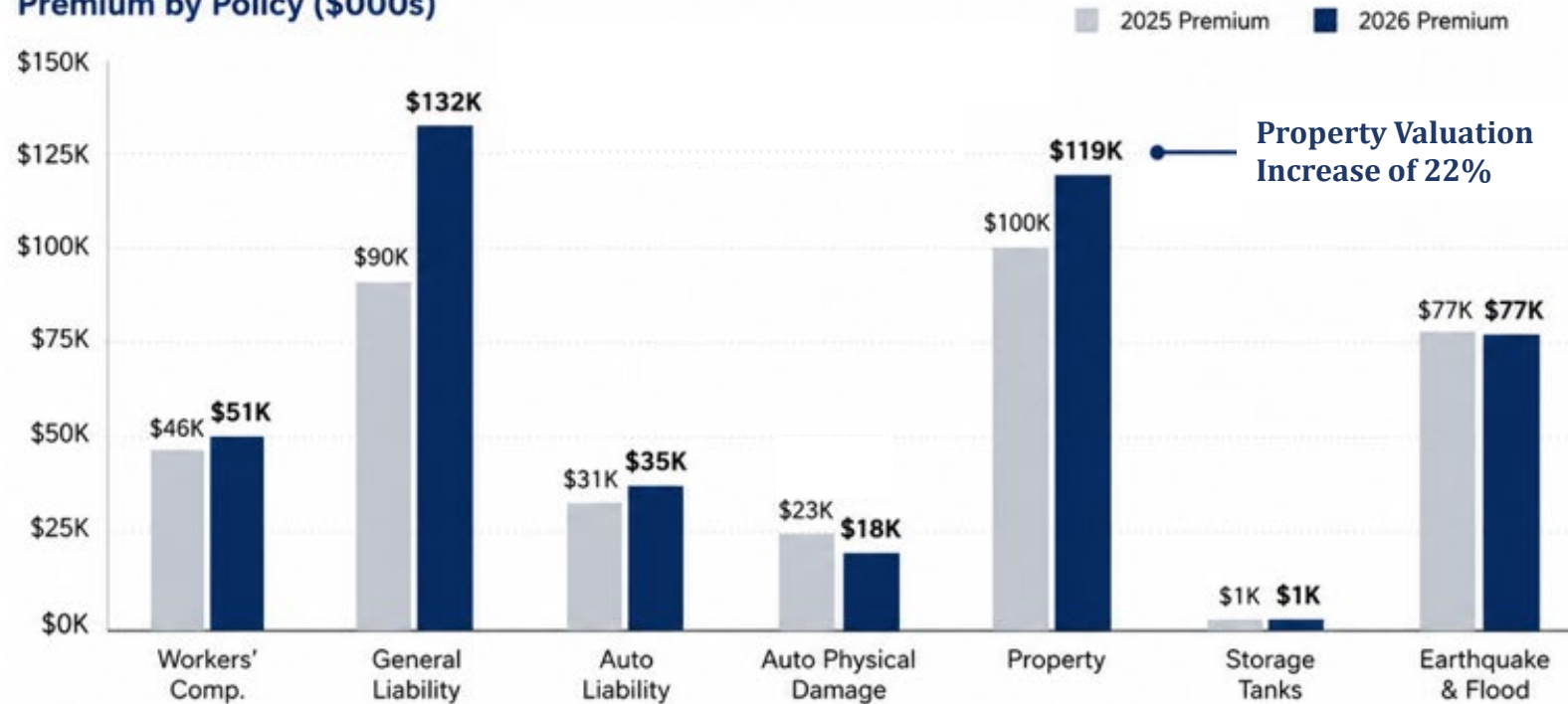
 **Underlying premium movement remains manageable.**
 Excluding General Liability, total premiums increased \$23K (8.2%), while most policy lines moved within a moderate range.



Insurance Premium Comparison

2026 renewal increases are concentrated in General Liability; excluding GL, the rest of the portfolio increased a moderate 8.2%.

Premium by Policy (\$000s)



Property Valuation Increase of 22%

~64%

of total premium increase is driven by General Liability.

- General Liability \$41K (64%)
- All other lines \$23K (36%)

Total Premiums:

2025 **\$369K**
 2026 **\$433K +17.4%**

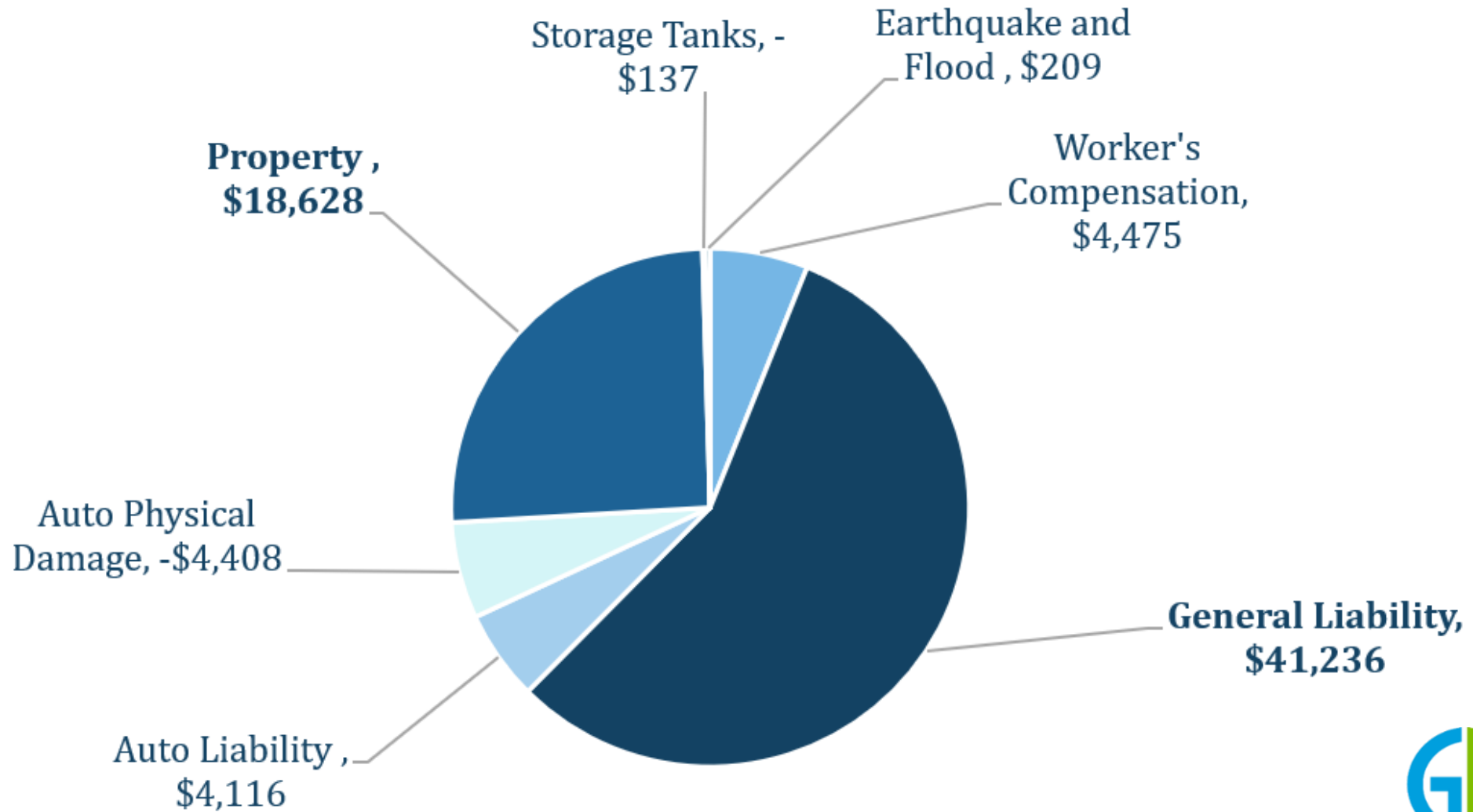


Underlying premium movement remains manageable.

Excluding General Liability, total premiums increased \$23K (8.2%), while most policy lines moved within a moderate range.



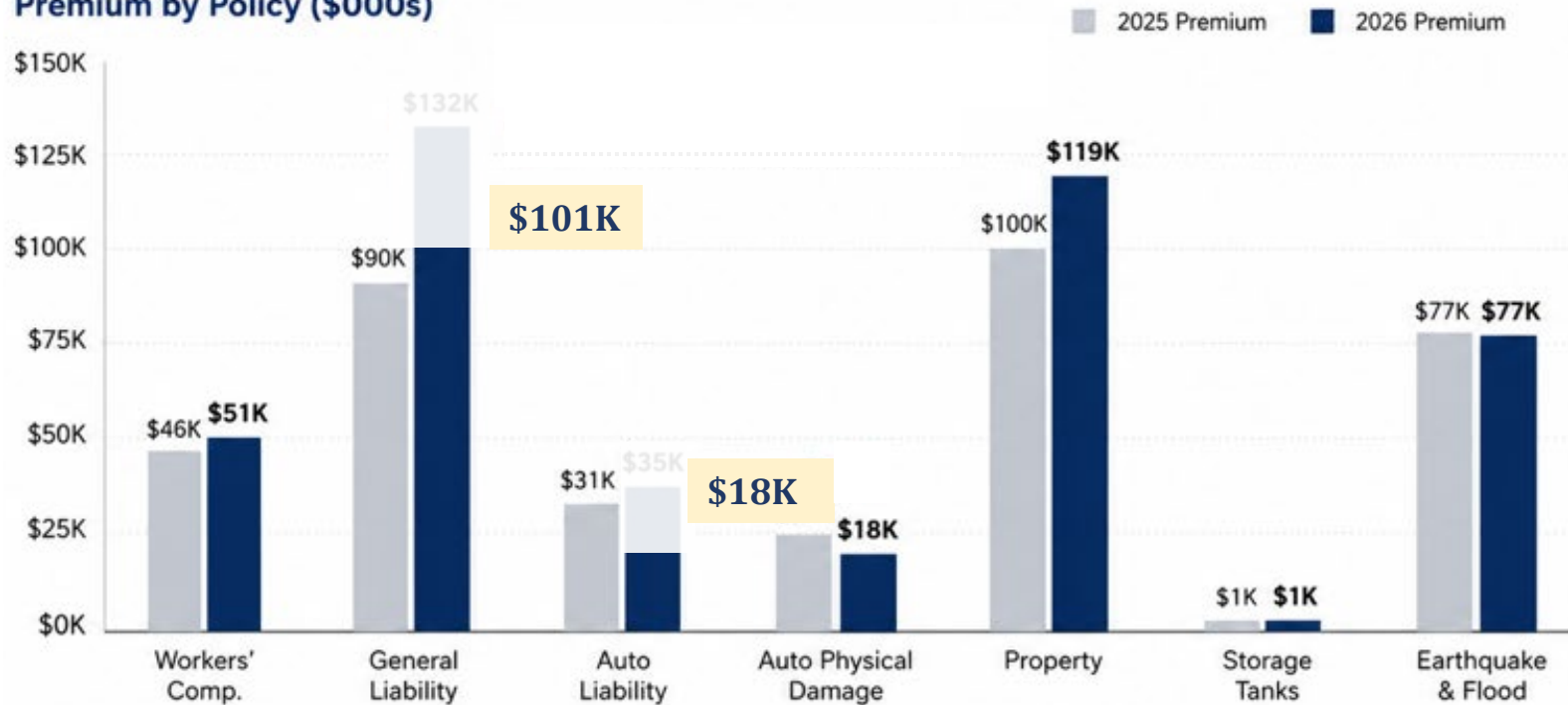
Insurance Premium Increases by Policy



Insurance Premium Comparison - \$25K Deductible Option

2026 renewal increases are concentrated in General Liability; excluding GL, the rest of the portfolio increased a moderate 8.2%.

Premium by Policy (\$000s)



\$48K Reduction in Annual Premium

 **Underlying premium movement remains manageable.**
Excluding General Liability, total premiums increased \$23K (8.2%), while most policy lines moved within a moderate range.

\$25K Deductible Review



19%

Chance of Exceedance
in First-Year Period



3%

Chance of Exceedance
in Five-Year Period

Implementation Principles



**Transfer of
Catastrophic Risk**



**Continued Operational
Excellence Focus**



Approval Requested: Consider approval of the District's Property & Casualty and Worker's Compensation Insurance coverage through the Utah Local Governments Trust in the amount of **\$385,218.**



GRANGER-HUNTER
IMPROVEMENT DISTRICT

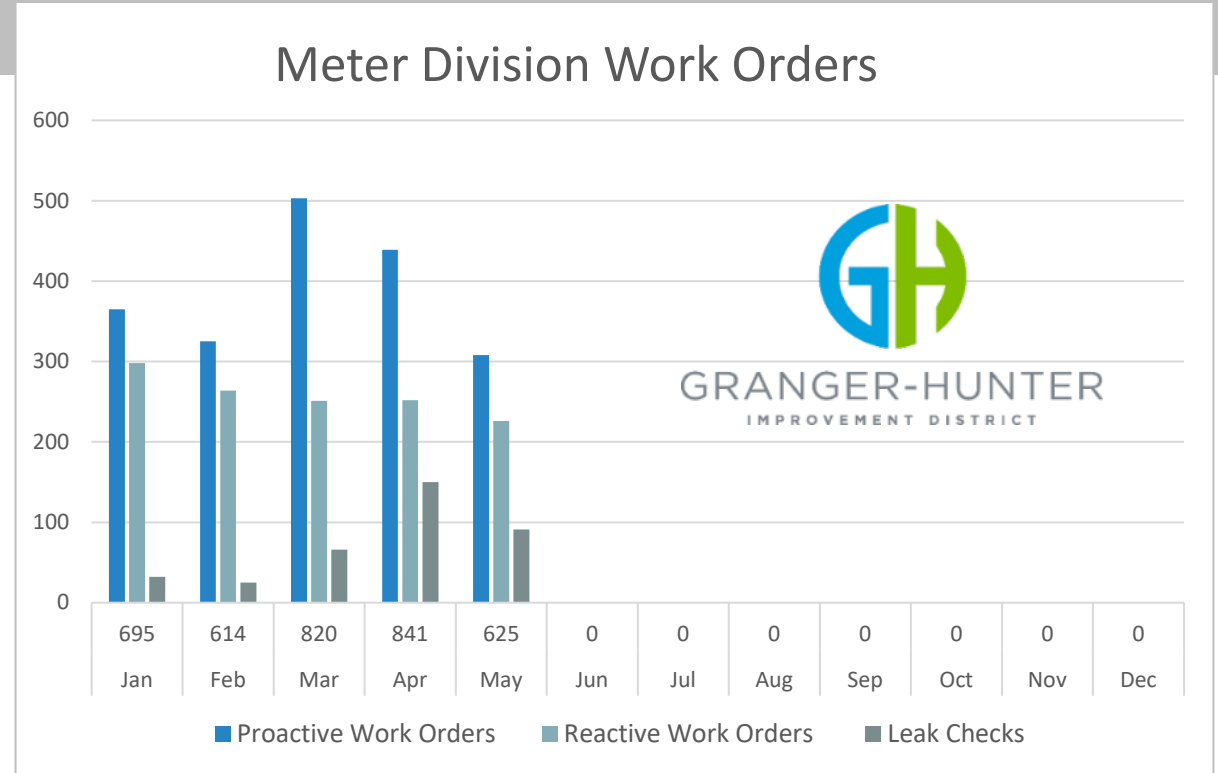
ADMINISTRATIVE SERVICES UPDATE



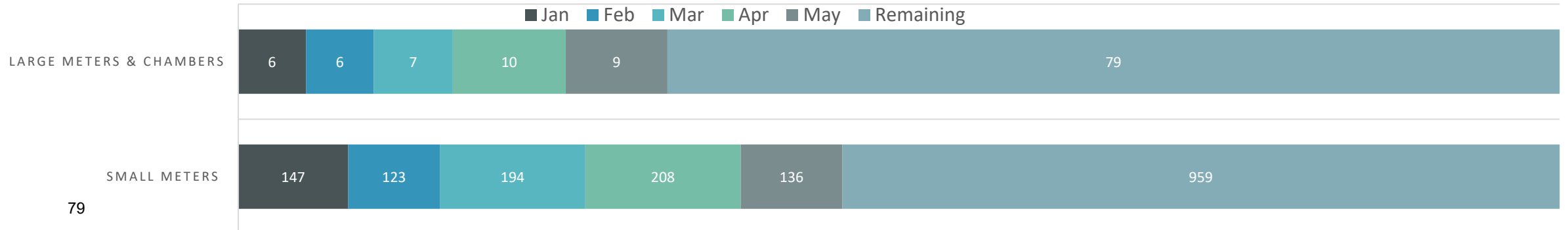
Administrative Services

May Meter Division Results

- 625 work orders completed
- 308 proactive work orders, including:
 - 67 new move-in door notices
 - 37 delinquent door notices
 - 59 stale meter investigations prior to reading
- 226 reactive work orders, including:
 - 32 checks for stopped meters
 - 5 meter pulls for Mountain View Corridor Project
- 91 Leak checks – Most located by the Leak Detection Contractor



NEW METERS INSTALLED YEAR TO DATE



Administrative Services

LEAK DETECTION TOTALS

The 2026 Leak Detection Project was performed by Consulting Engineering, Inc. between March 13, 2026, and May 11, 2026. 163 miles of non-metallic pipe and 42 miles of metallic pipe were surveyed using acoustic leak detection equipment, including ground microphones and correlators.

Asset Type	Leaks Detected	Estimated gpm loss
Distribution Main	1	3
Meter Pit	165	104
Hydrant	37	34.5
Service Line - Customer Side	1	1
Service Line	20	38
Meter Pit - Customer Side	6	8
	230	188.5

GHID field staff verified and repaired the identified leaks. Most of the leaks were attributed to deteriorated gaskets on older meters located within meter pits, and those components were replaced.

We appreciate the funding grant provided in support of this project and feel the effort was highly productive and beneficial to the District.

The May 2026 billing period shows a **10.6%** reduction in water use compared to May 2025.

Year	May Precipitation (approx.)	Consumption
2020	2.19 in	645,117,000
2023	.52 in	365,804,815
2024	1.45 in	365,805,119
2025	1.26 in	456,727,206
2026	.66 in	408,197,040



Administrative Services

The 2026 GHID Summer Newsletter was distributed to customers through XBP email notifications, the District website, and on social media. Customers were also directed to view the newsletter online through messaging included on their utility bills. Available in both English and Spanish, the newsletter includes helpful information and articles contributed by District employees.




GHID is excited to participate in the WestFest Parade on Saturday, June 20! Watch for our team along the parade route as we continue spreading the word about simple ways to conserve water, including our community goal of using 10% less water and making the switch to paperless billing.



GRANGER-HUNTER
IMPROVEMENT DISTRICT

2026 STUDENT WATER CONSERVATION ART CONTEST

 *Every Drop Counts. Every Action Matters.*



This year, we received 15 inspiring art and essay entries highlighting the importance of water conservation.

Thank you to all the students who shared their creativity and passion for protecting our water resources.



CONSERVE TODAY FOR A BETTER TOMORROW.





GRANGER-HUNTER
IMPROVEMENT DISTRICT

WATER MAINTENANCE UPDATE





INFRASTRUCTURE

-Water Mains



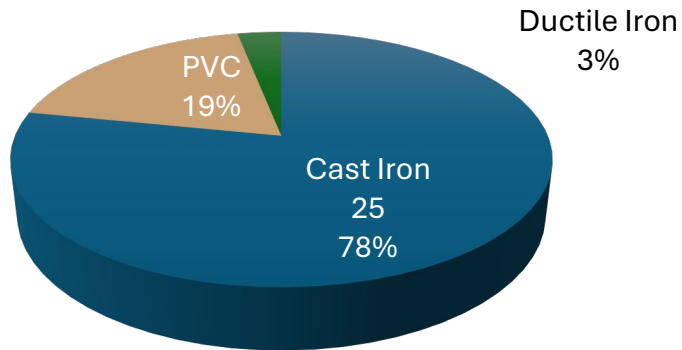
6

Breaks in May

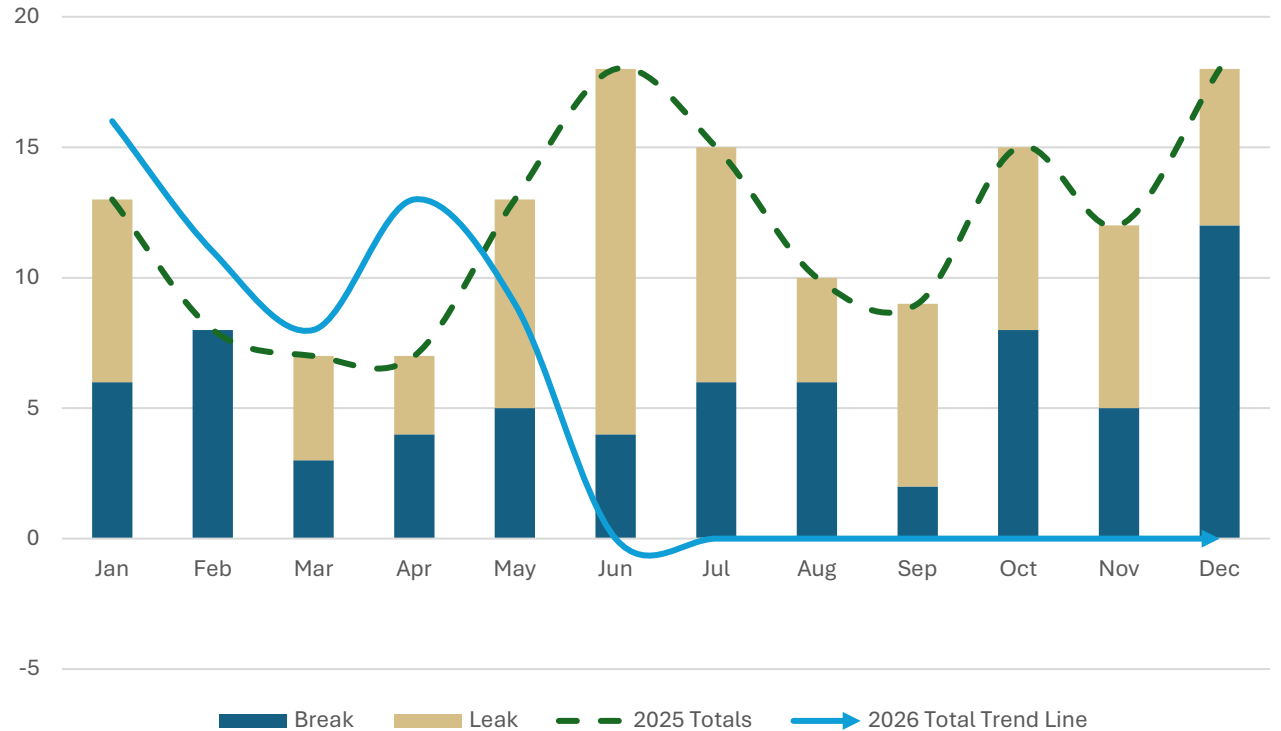
3

Service Leaks

Breaks by Material Type YTD



Last Year vs Current Year Totals



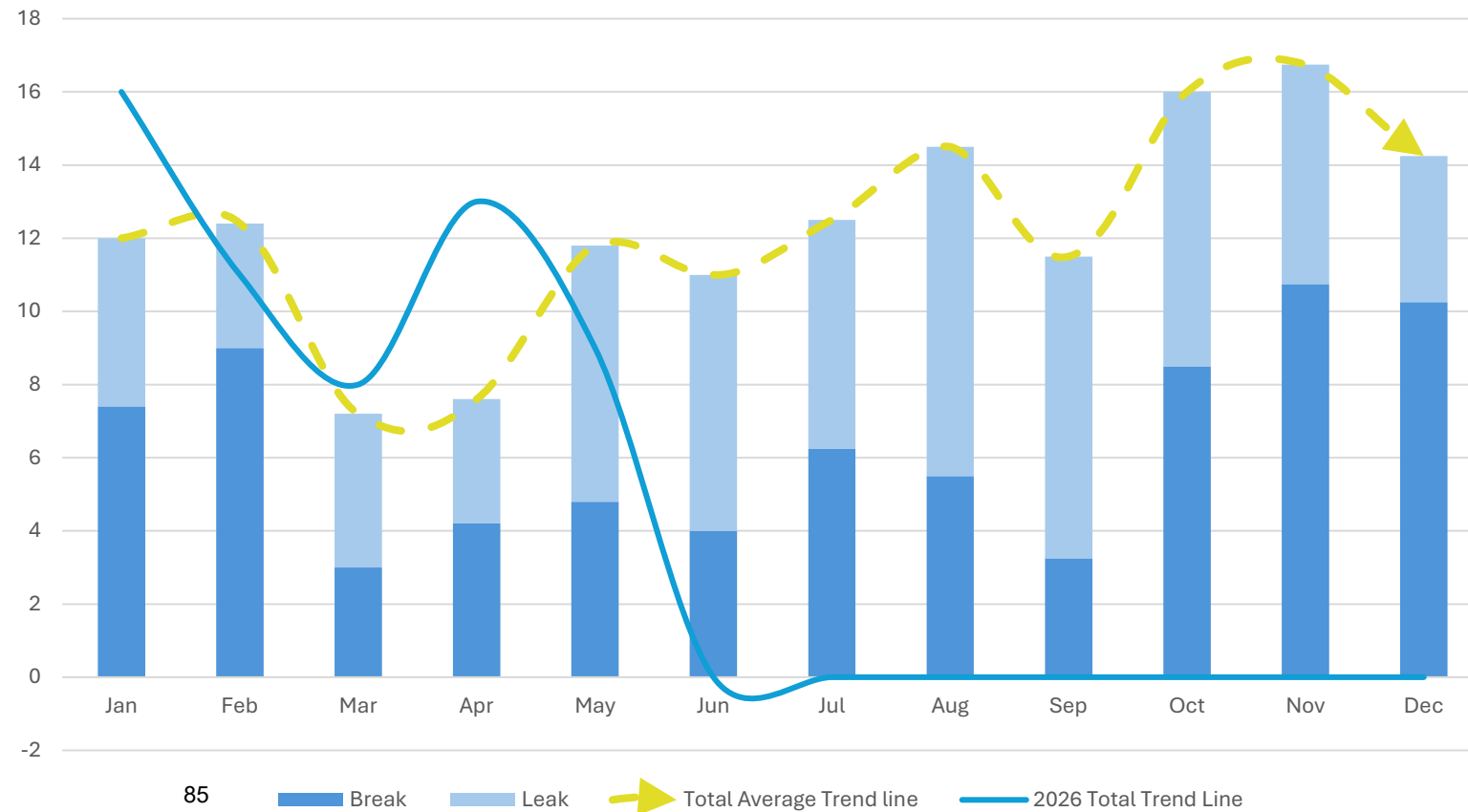


INFRASTRUCTURE

-Water Mains



4 Year Average vs Current Year Totals



57

Total Ruptures YTD

+18.8%
From last year

7.7

Breaks /100 mi YTD

8.3
Benchmark median





INFRASTRUCTURE

-Scottsdale Waterline



• The Scottsdale Waterline Replacement Project is progressing steadily, with approximately **2,700 feet of pipe installed year-to-date** out of the total **7,400-foot project**, placing the overall project at approximately **39% complete**. The project has been strategically divided into five phases to allow crews to efficiently manage construction activities while maintaining system operations and customer service.

39%

Overall Completion
~2,700'

100%

Phase 1
(The Horseshoe)

70%

Phase 2
(Scottsdale Dr)

0%

Phase 3
(3240 S)

0%

Phase 4
(3200 S)





INFRASTRUCTURE

-Water Quality



Water Quality continues to focus on maintaining safe, reliable, and high-quality drinking water throughout the distribution system. Staff are actively performing routine water quality sampling, system flushing, chlorine residual monitoring, and bacteriological testing to ensure compliance with all state and federal drinking water standards.

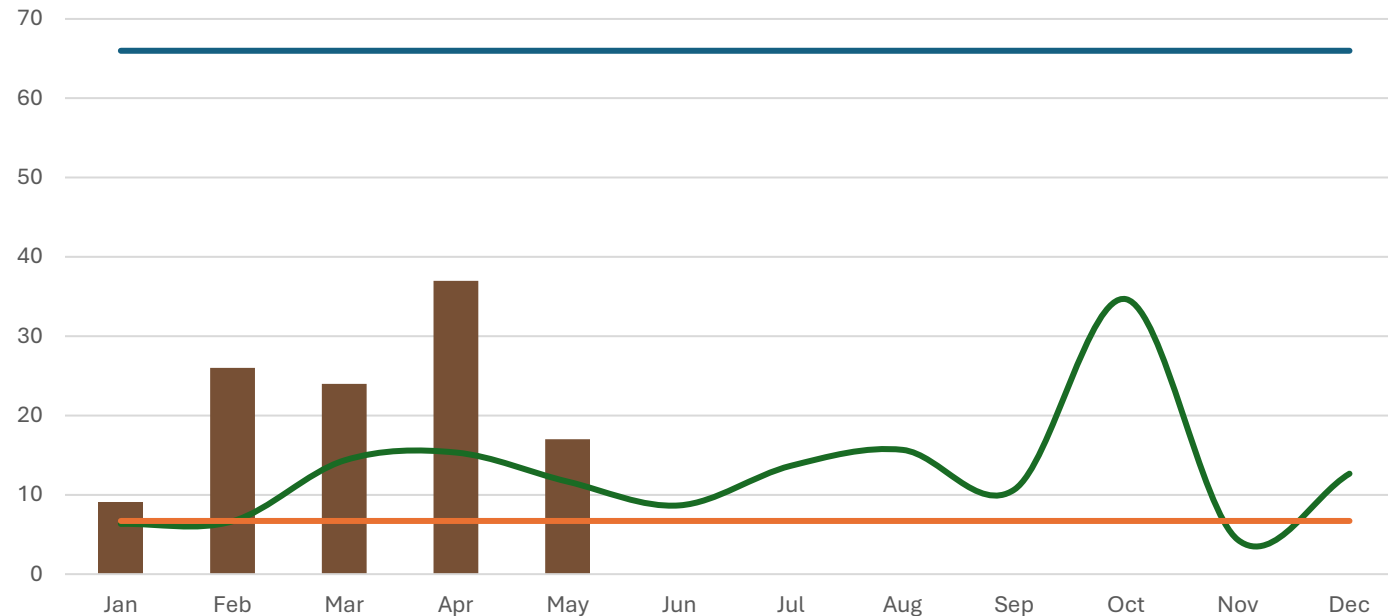
17

Total Complaints

+41.67%

From last month

Water Quality Customer Complaints





INFRASTRUCTURE

-Water Quality

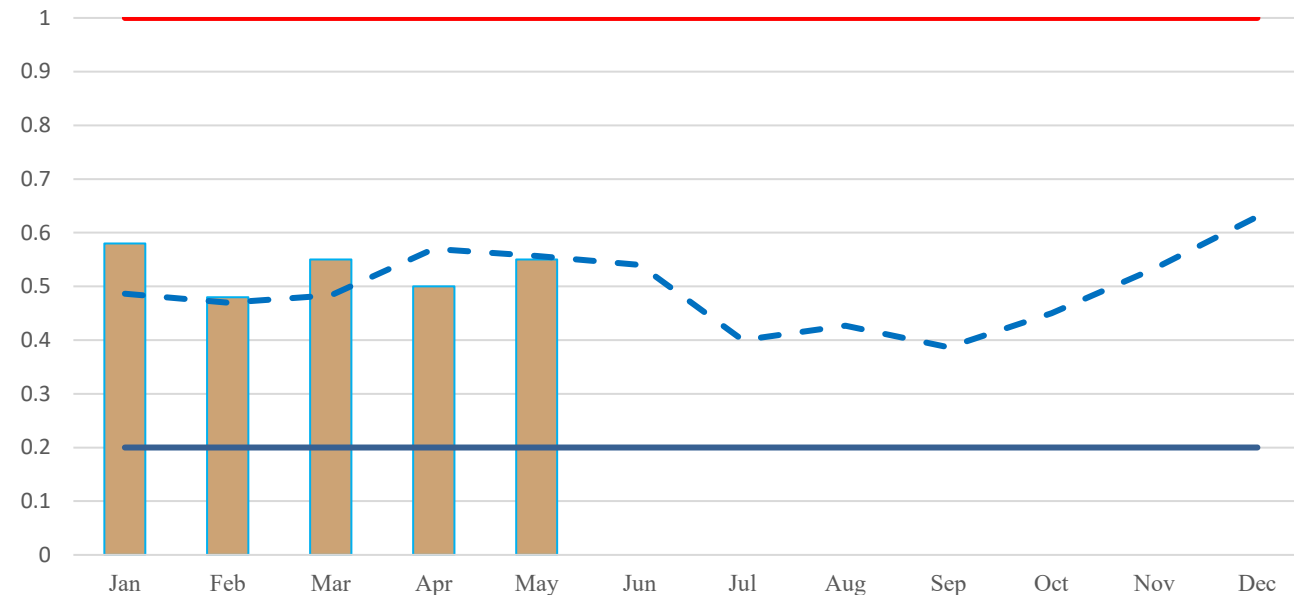


Free chlorine residuals throughout the distribution system remained within established operational targets during the reporting period, helping ensure continued disinfection protection and regulatory compliance. Routine monitoring and sampling confirmed that water quality standards were consistently maintained across the system. Staff continue to proactively monitor chlorine levels, water age, and system conditions to support safe, reliable drinking water and maintain high-quality service for our customers.

0.55

Free Chlorine mg/l

Chlorine Residuals (mg/L)





INFRASTRUCTURE

-Hydrants



Granger-Hunter Improvement District owns and maintains 3,498 fire hydrant throughout the District. In May we completed maintenance on 42 hydrants. As part of the 26J fire hydrant replacement project we have installed 9 new hydrants YTD.



Hydrants
out-of-service



Hydrant Project
Complete




YTD Hydrant
Inspections



Open WO -Hydrants



Completed WO - Hydrants





INFRASTRUCTURE

-Hydrants



To improve the longevity, appearance, and reliability of our fire protection infrastructure, the Water Systems Division has launched a new fire hydrant recoating initiative utilizing Tnemec Series 1028 coating systems. This proactive maintenance program is designed to restore aging hydrants, protect them from corrosion and environmental wear, and extend their overall service life





INFRASTRUCTURE

-Valves



Granger-Hunter Improvement District owns and maintains 10,032 valves throughout the District. We inspect all of our valves once every 4 years.

34

Completed Valve repairs

2,240

Completed inspections

61%

Inspection Goal YTD





GRANGER-HUNTER
IMPROVEMENT DISTRICT

WASTEWATER MAINTENANCE UPDATE



Safety Update

21
Total Incidents

6
Minor Injury

2
Recordable Injury

0
Reportable Injury

4
PVI

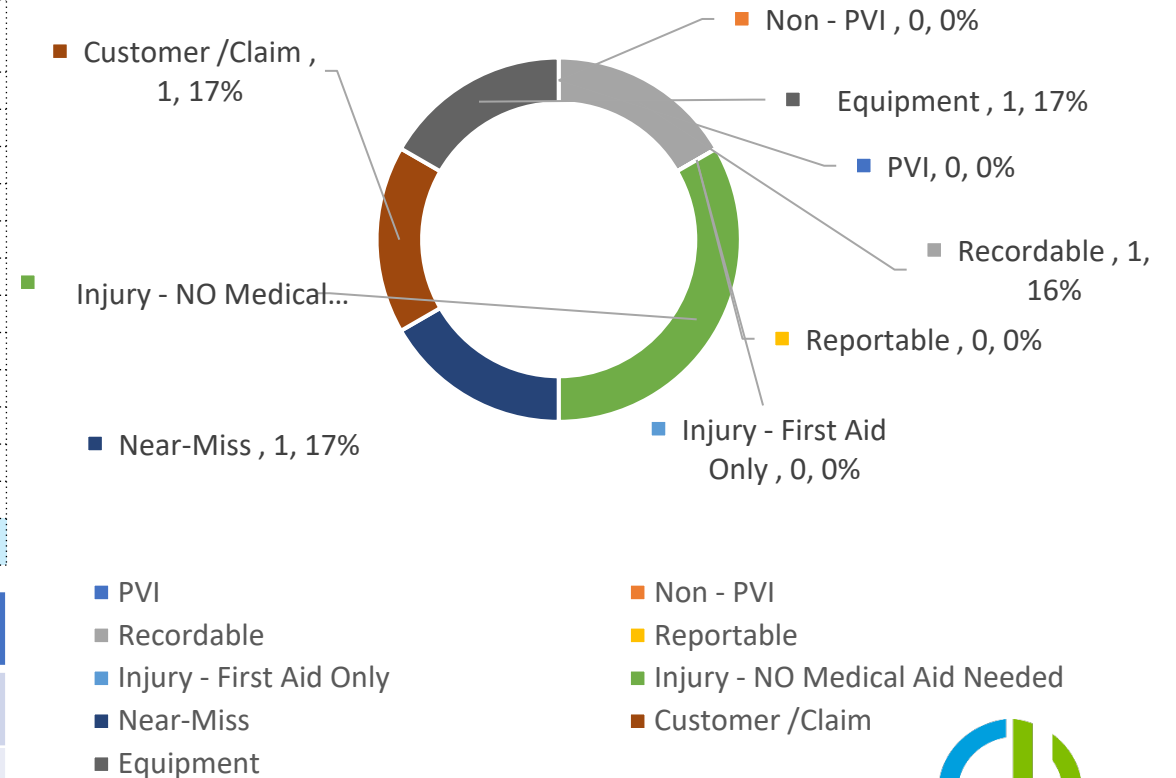
1
Non-PVI

5
Equipment Incident

2026 Incidents by Month

Month	Vehicle & Equipment			Injury				Other
	Equipment Damage	PVI	Non-PVI	Minor (No Medical)	First Aid Only	Recordable	Reportable	Near Miss
Jan	1	2	1	2	0	0	0	0
Feb	1	0	0	1	0	0	0	0
Mar	2	1	0	2	0	0	0	0
Apr	0	1	0	1	0	1	0	0
May	1	0	0	0	2	1	0	1
Jun								
Jul								
Aug								
Sep								
Oct								
Nov								
Dec								
Total:								21

Incidents – June 2026



Restitution Year-To-Date

Decker Main Gate(Hit and Run): \$3,127.00

Fire Hydrant (Hit and Run): \$1,215.00

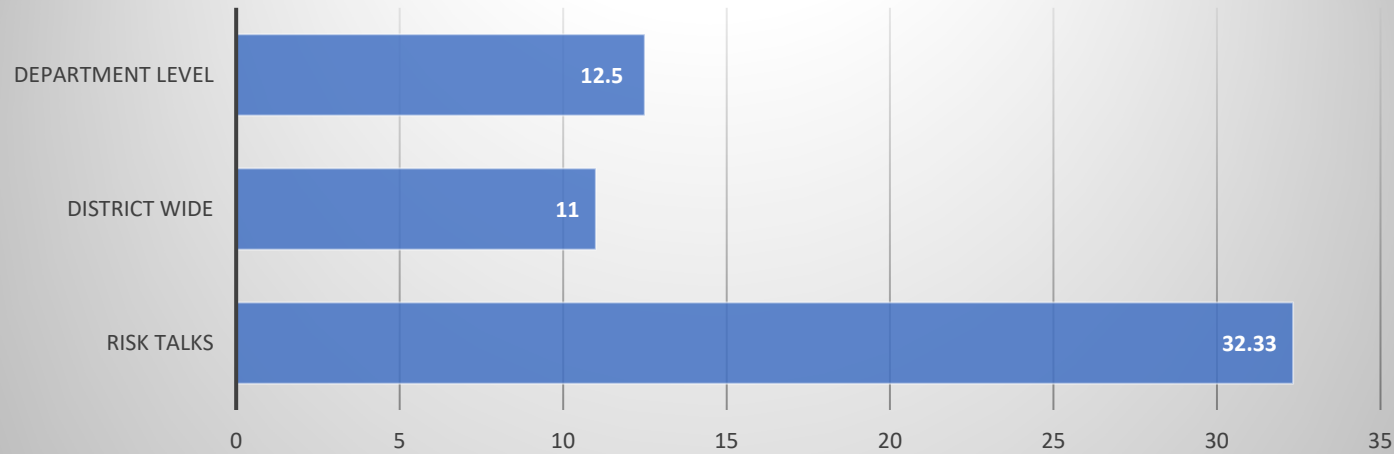
Total Restitution YTD: \$4,342.00



Safety Update

District Training Hours

55.83 hrs.



Cost Year-To-Date:

Equipment Damage:

\$6,830.20

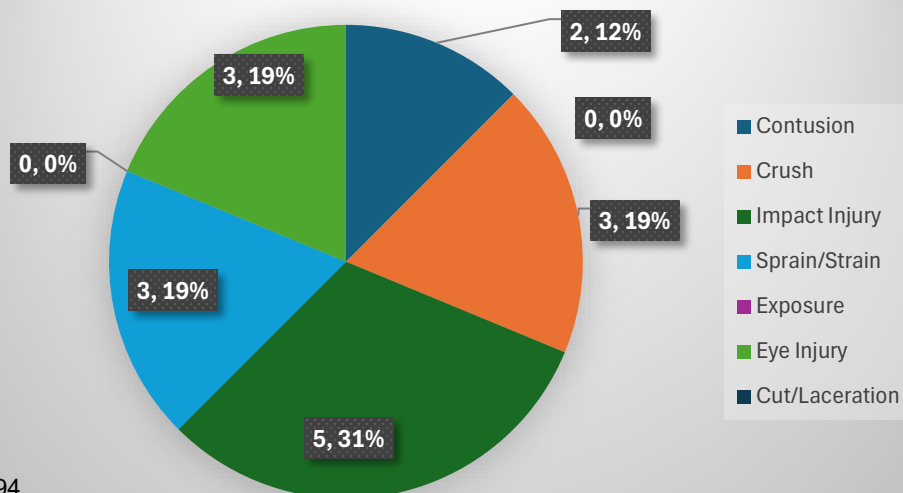
Non-Preventable Vehicle Incident:

\$0.00

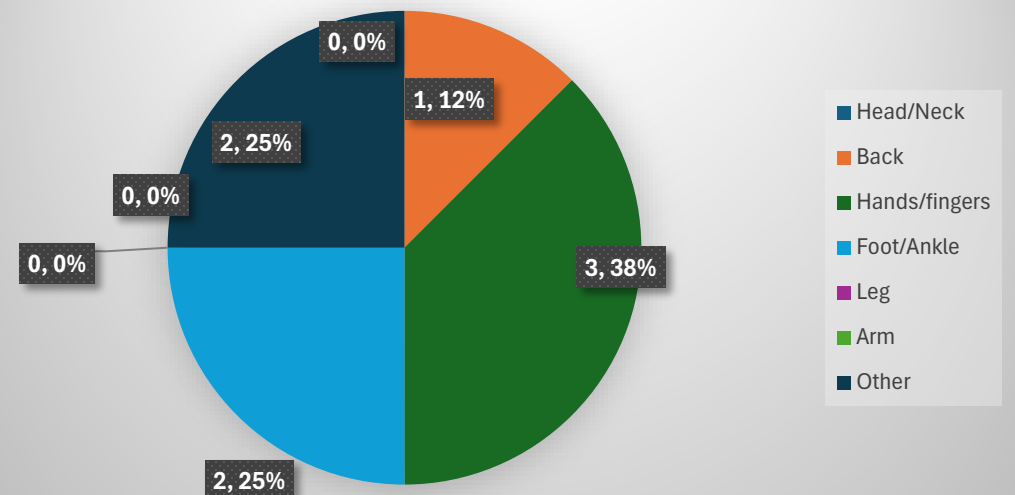
Preventable Vehicle Incident :

\$5,485.20

Injury - Classification Breakdown



Injury - Body Area



During a routine safety inspection, an air hose was found in service without the required pressure-reducing safety device (reducer) installed at the source connection. The missing reducer increased the risk of hose whip and uncontrolled release of compressed air in the event of hose failure, creating a potential struck-by hazard for employees. The hose was removed from service and corrective action was taken to ensure the required safety device was installed prior to reuse.

OSHA standard **29 CFR 1910.242(b) – Compressed Air Used for Cleaning**, which states:


"Compressed air shall not be used for cleaning purposes except where reduced to less than 30 p.s.i. and then only with effective chip guarding and personal protective equipment."



Non-Compliant

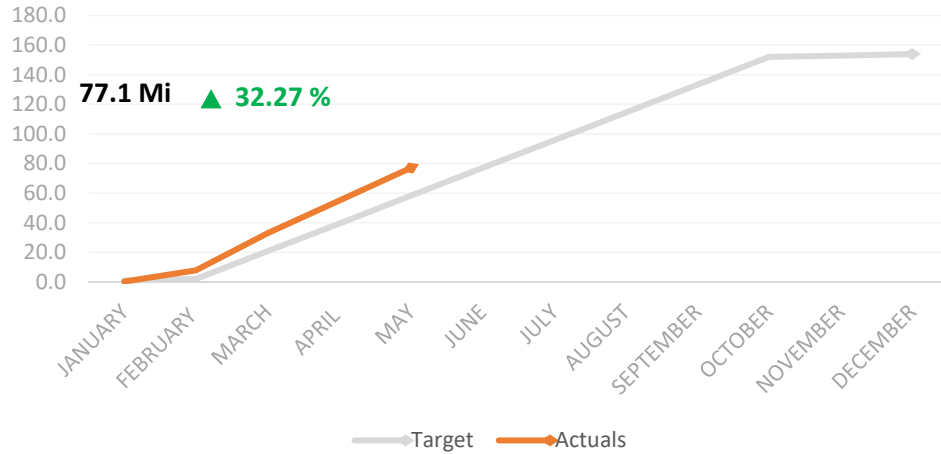


Complaint



Wastewater Maintenance Update

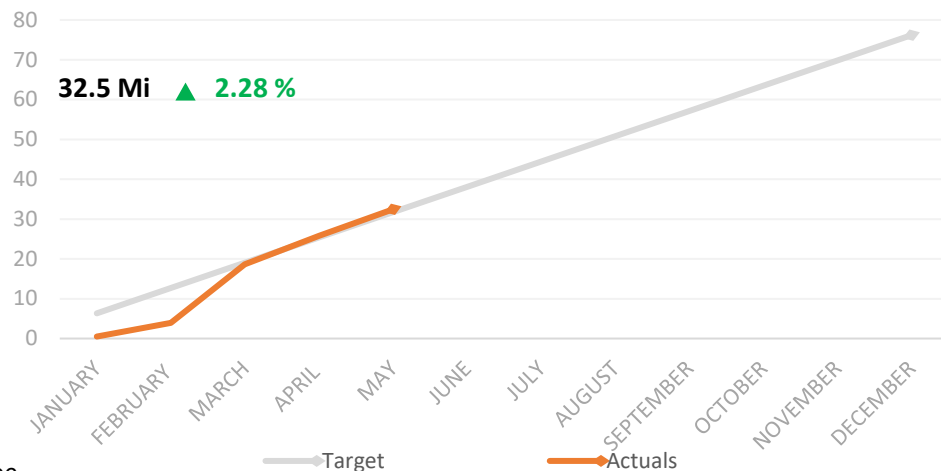
Collection System Cleaning



2026 Data:

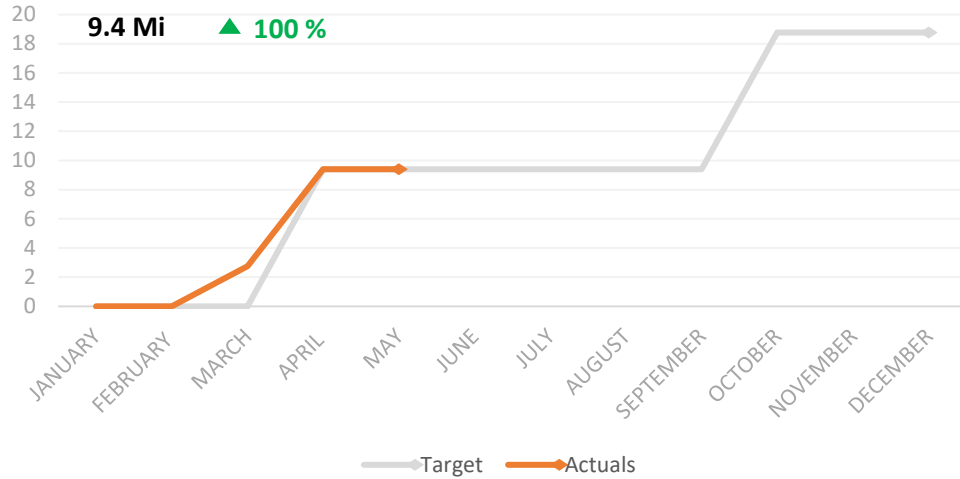
- During the month of May, we focused solely on routine cleaning and CCTV inspections. We are on track for cleaning and CCTV targets. Footage is still lower than we'd like on CCTV due to an employee being on light duty.

Collection System CCTV



Wastewater Maintenance Update

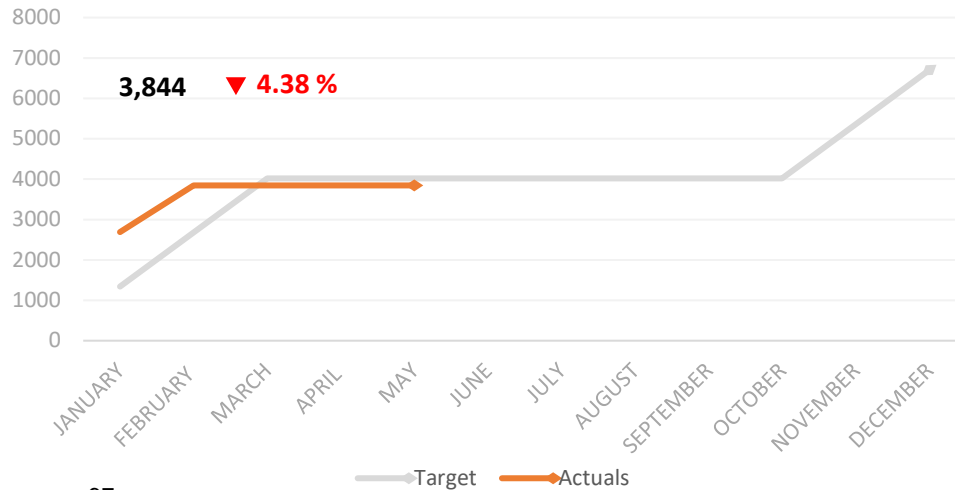
Collection System Hot Spot Cleaning



2026 Data:

- Hotspot Cleaning- Complete. Will clean again in October.
- Manhole Inspections- This is the only area that we are just below our target in. This is not alarming. We remain confident that we will achieve our target before the end of the year.

Manhole Inspections



Wastewater Maintenance Update

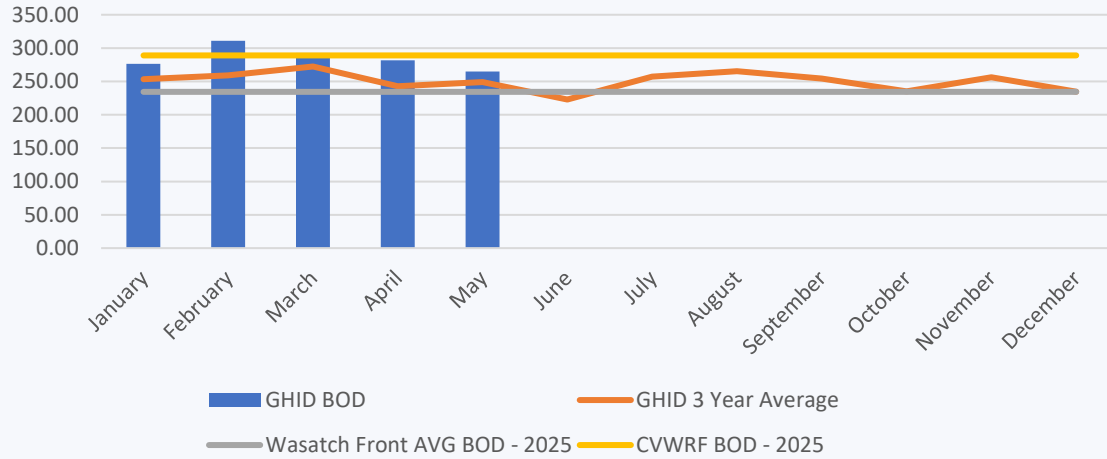


2026 Data:

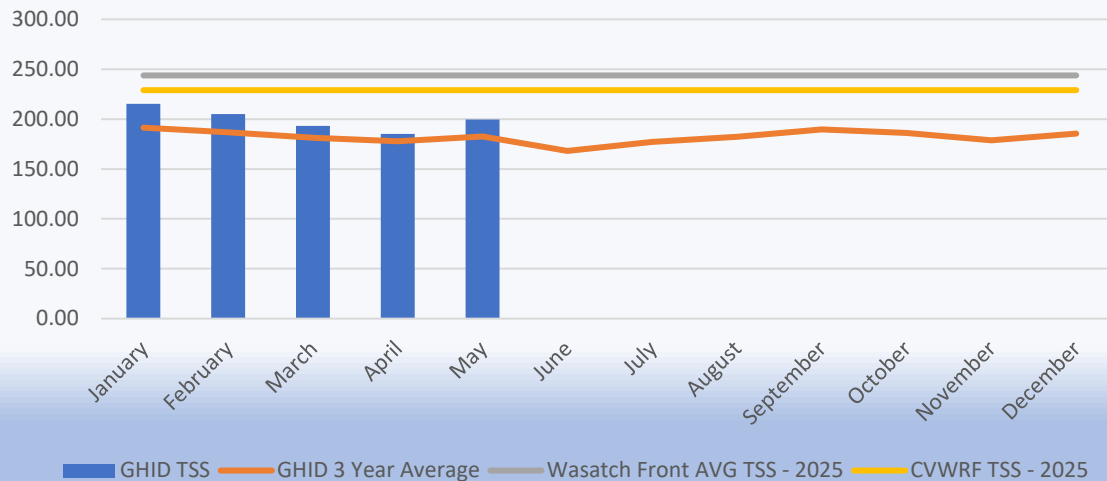
- We had a damage claim in the month of May, involving a manhole cover that had come out of the seated position in the manhole ring on 4100 S. While addressing the issue, we discovered several factors that resulted in this:
 - The ring and cover that was installed should have never been put into the roadway, especially in a travel lane.
 - A steel plate, with a cut out opening placed on top of the cone. (Likely used since the cone had been cut down and the opening was too large for a standard manhole ring and cover).
- We resolved the issue by installing a composite ring and cover, which has a lower profile and a wider ring. Should this manhole fail again, it will need a new cone, 3' tall instead of 4' tall.
 - We put a thin layer of concrete around the ring to help lock it into place, seal uneven voids and prevent floating before the final pour.

Wastewater Maintenance Update

BOD - Concentration



TSS - Concentration



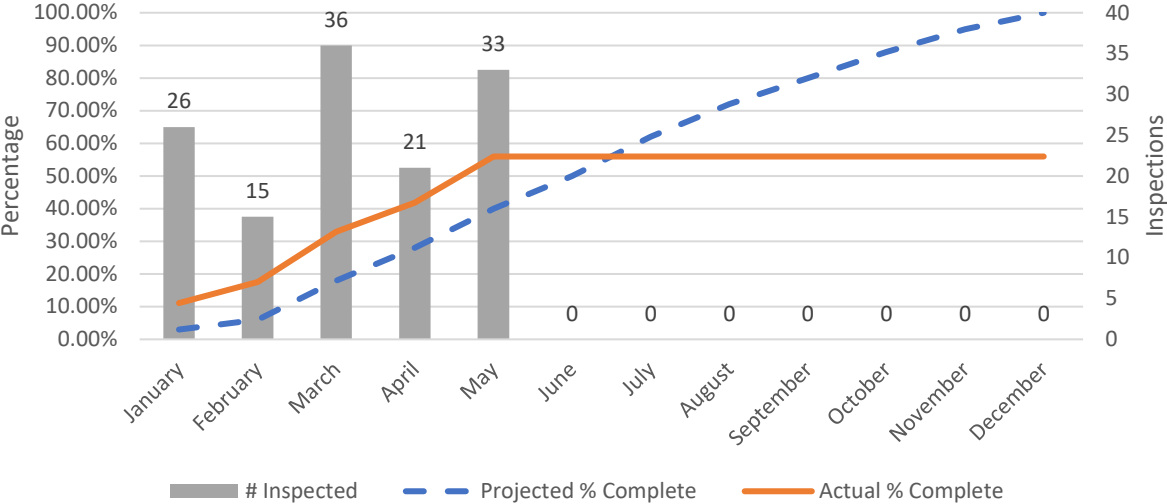
2026 Data:

- Biochemical Oxygen Demand (BOD) and Total Suspended Solids (TSS) are used to measure the overall strength of the sewer.
- The BOD/TSS numbers are an average of the results from a monthly sample.
- The Wasatch front AVG is an annual average of BOD/TSS levels from 2025 data collected from the following entities:
 - North Davis Sewer District
 - Timpanogos Special Service District
 - Snyderville Basin (East Canyon & Silver Creek)
 - Springville City

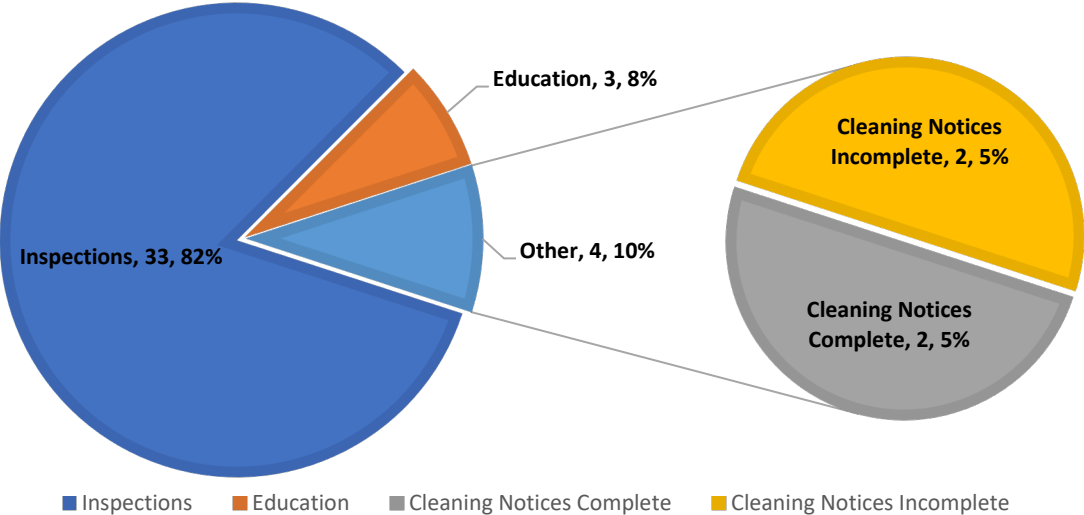


Wastewater Maintenance Update

Grease Interceptor Inspections - 2026



FOG PROGRAM - MAY 2026

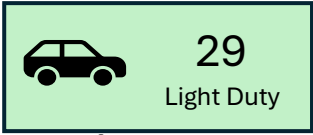
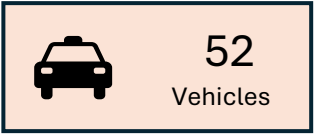


2026 Data:

- Thirty-three (33) interceptor and sampling manhole inspections were completed in May.
- Fats, Oil, Grease and Solids (FOGS) program performed in May:
 - Three (3) education visits with customers
 - Four (4) Cleaning Notices with One (2) of those notices being completed before the follow-up inspections.

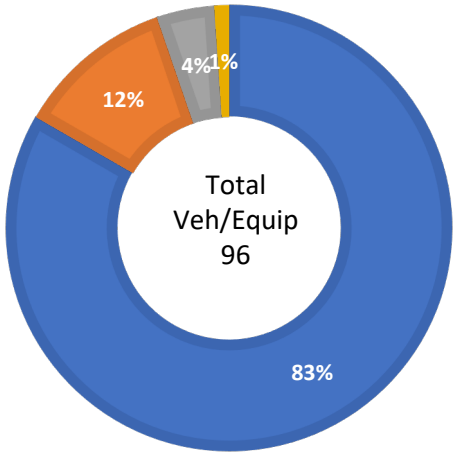


Fleet Maintenance Update

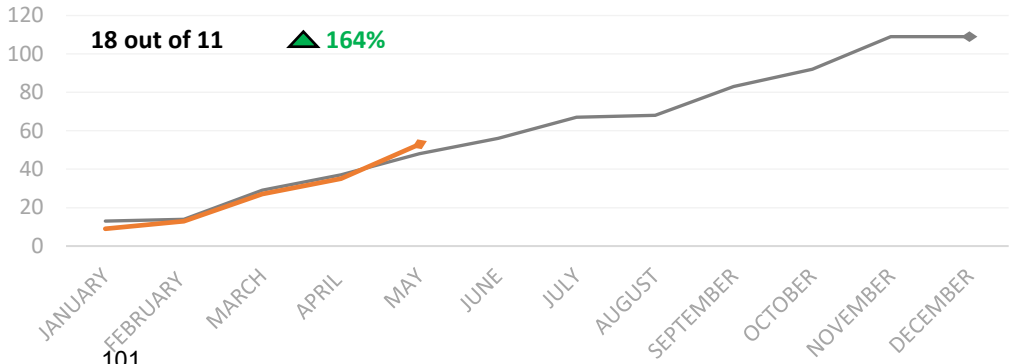


MAY FLEET/EQUIPMENT LOS

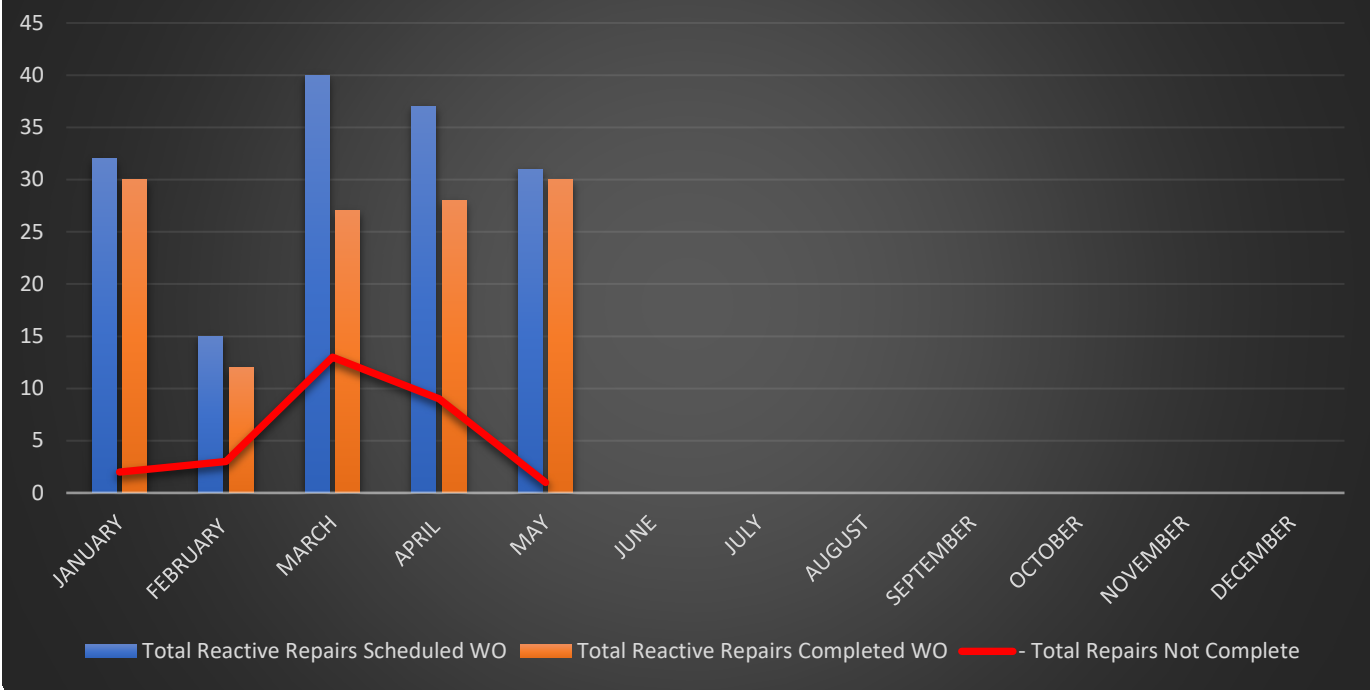
Active: Stopped < 24 hrs. Stopped > 24 hrs. Stopped > 1 week



Monthly PM Services

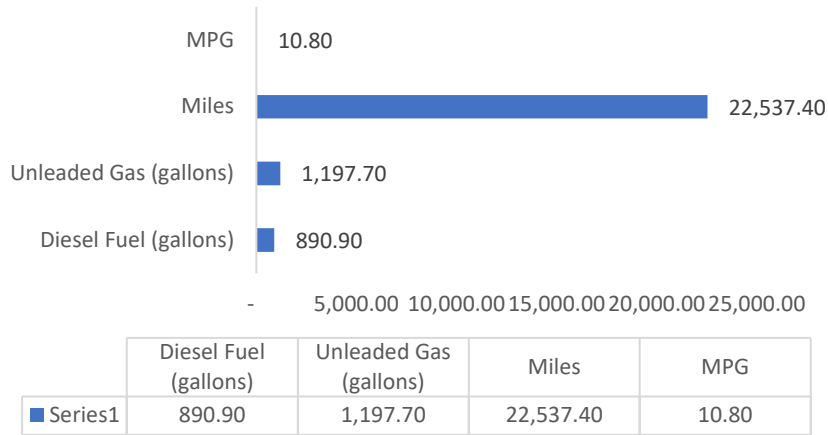


Monthly Reactive Repairs

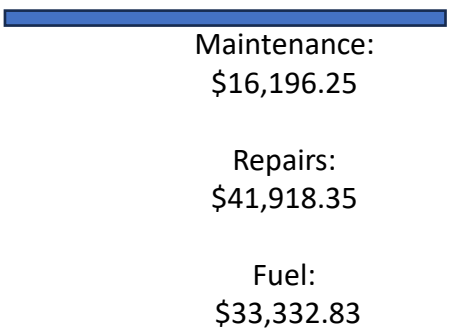


Fleet Maintenance Update

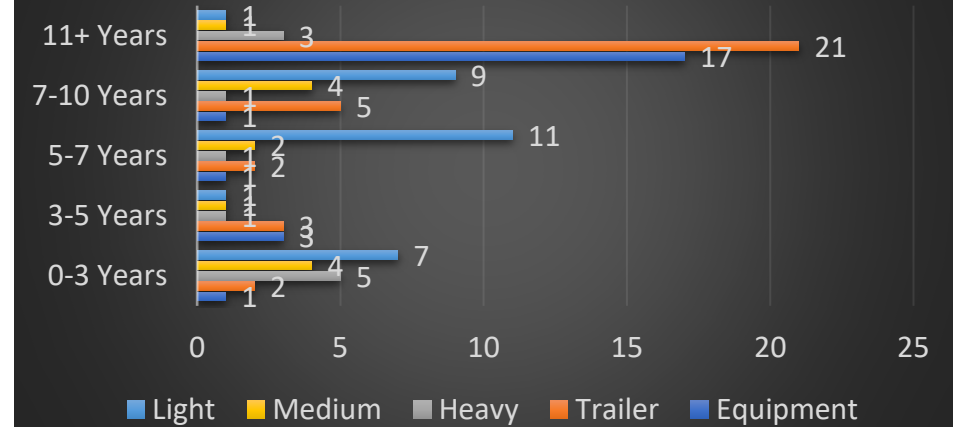
May Fuel Usage



Cost Yearly:



Vehicle by Life Span



May Idle time
1066h ↓ 27%

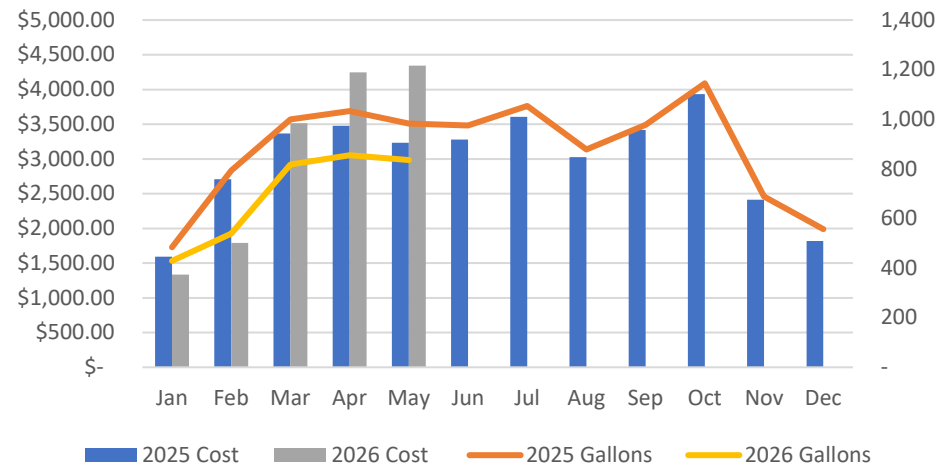
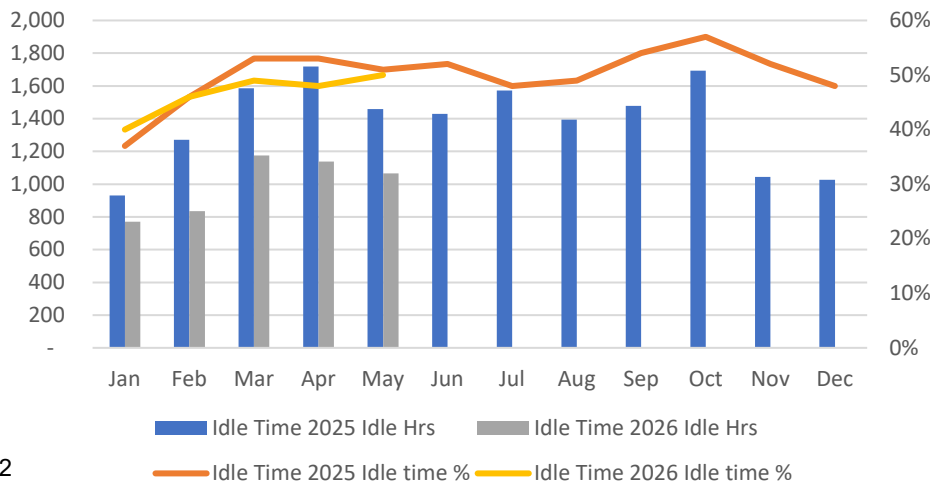
Total Idle Time

May Idle time %
50% ↓ 2%

May Est. Cost
\$4,344 ↑ 34%

Idle Cost

May Fuel Wasted
835 gal ↓ 15%





GRANGER-HUNTER
IMPROVEMENT DISTRICT

OPERATIONS UPDATE



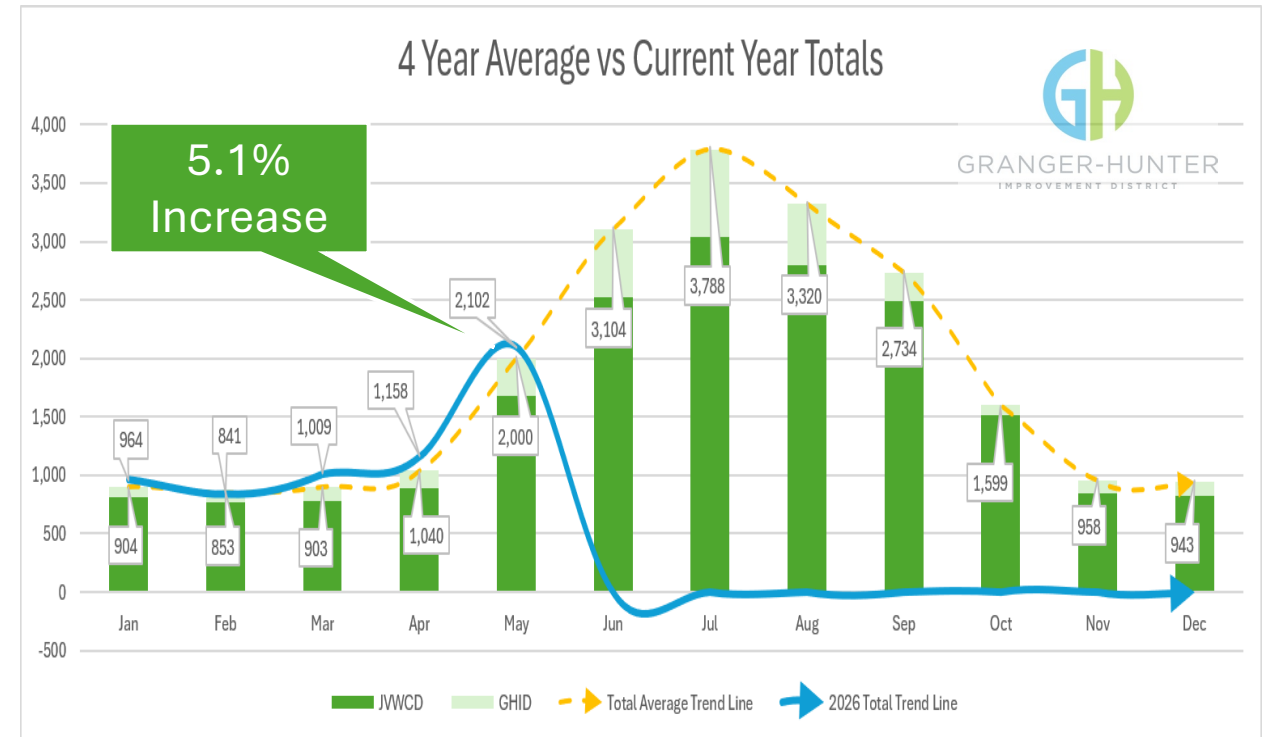
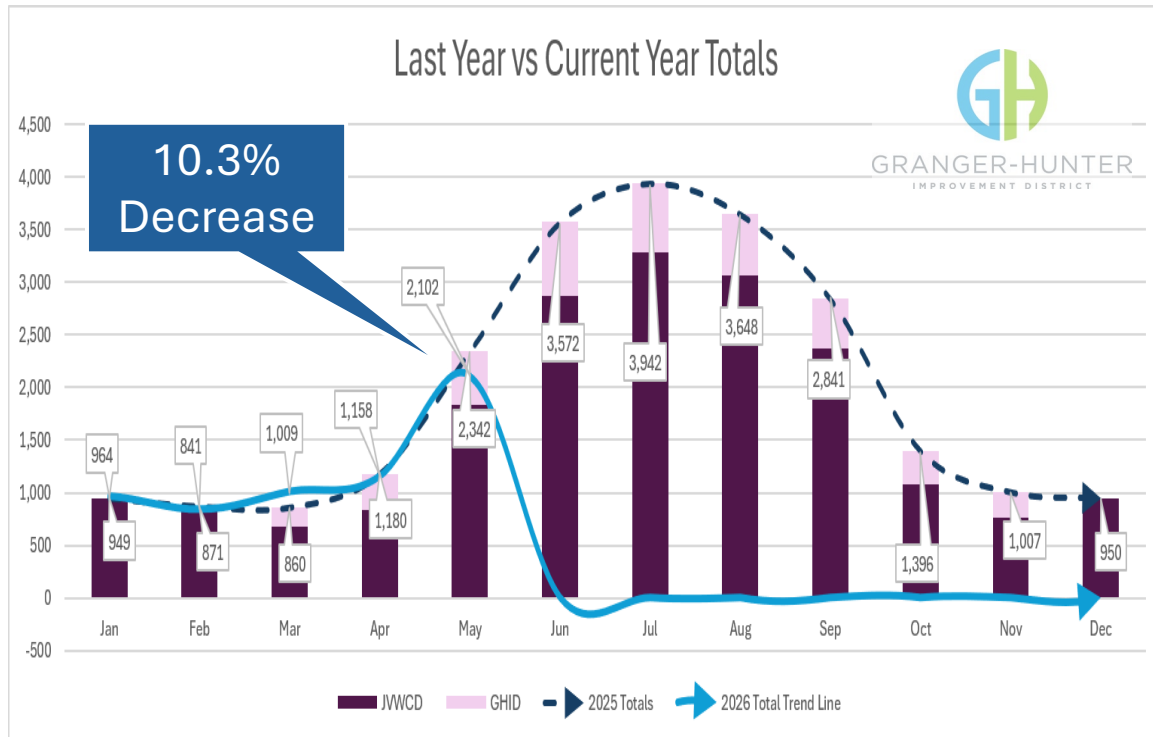


OPERATIONS

-Water Supply vs Water Demand



In May, the District experienced a sharp increase in water demand. Overall demand increased by 944 acre-feet from the prior month, representing an 81.5% increase in total demand.

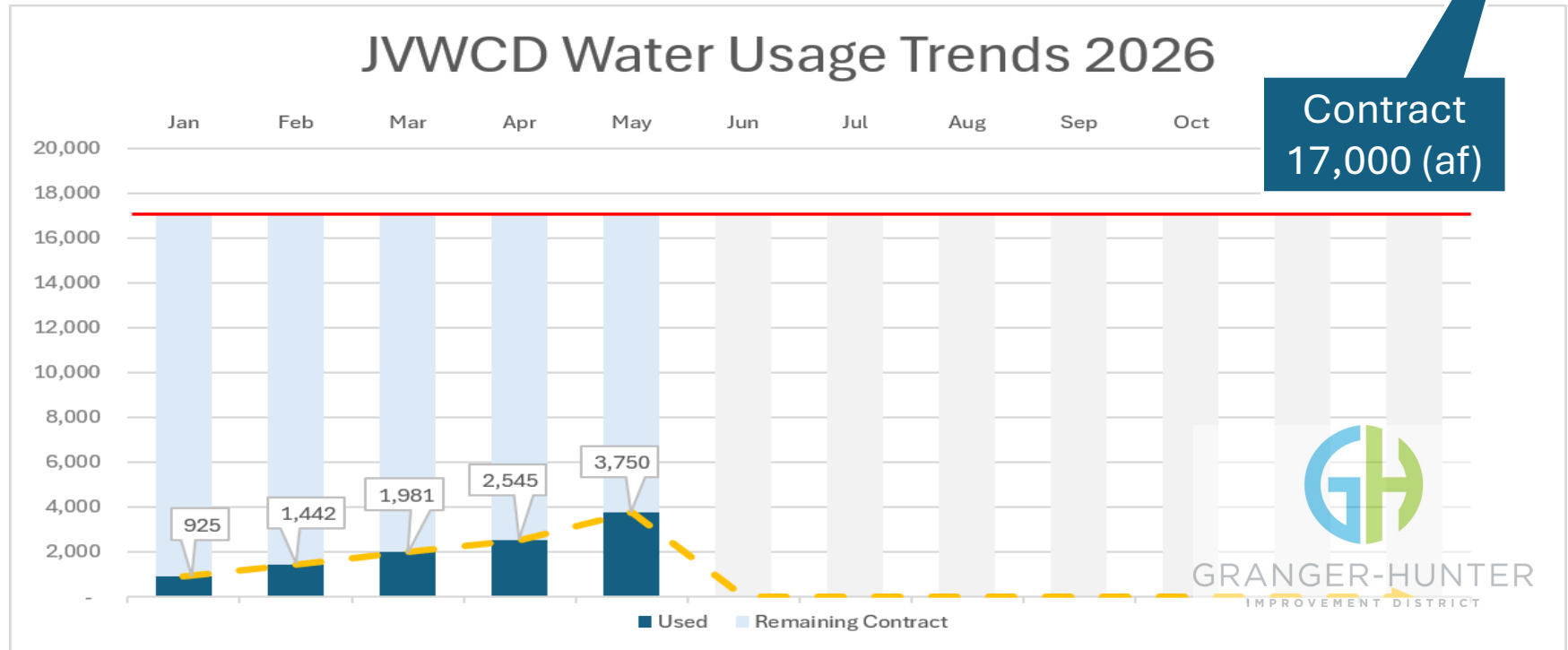
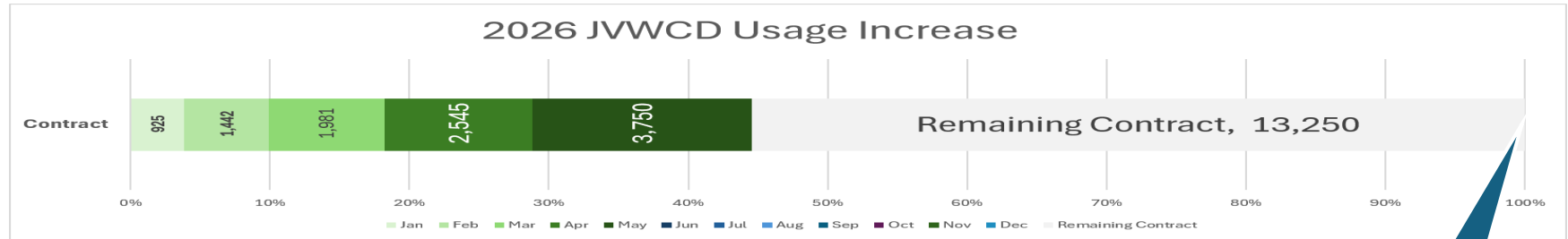




OPERATIONS

- Water Usage Increase

Water demand from JWCD increased considerably during May. Increasing demand is expected throughout the next few months. In May, demand was 1,204.60 acre-feet, a 47.3% increase from the prior month.



Contract
17,000 (af)





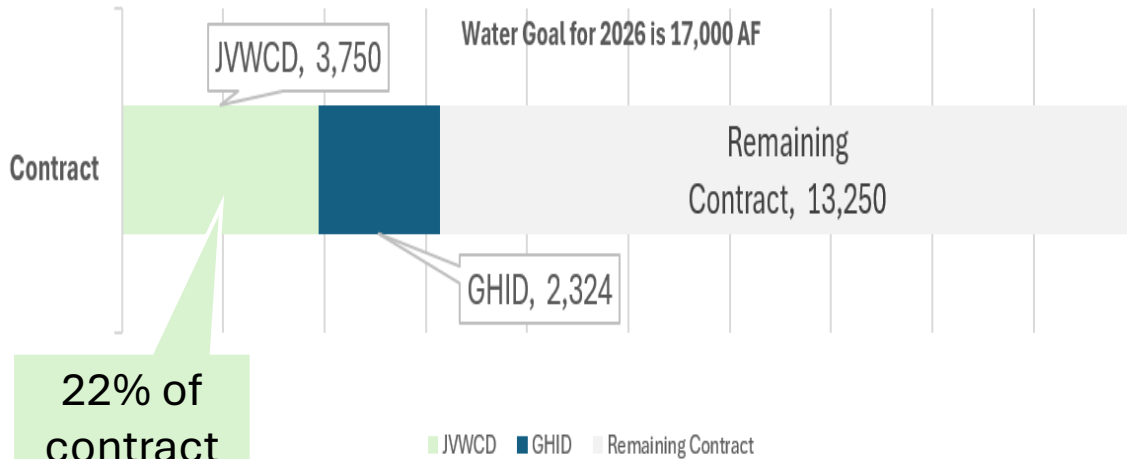
OPERATIONS

-Total Water

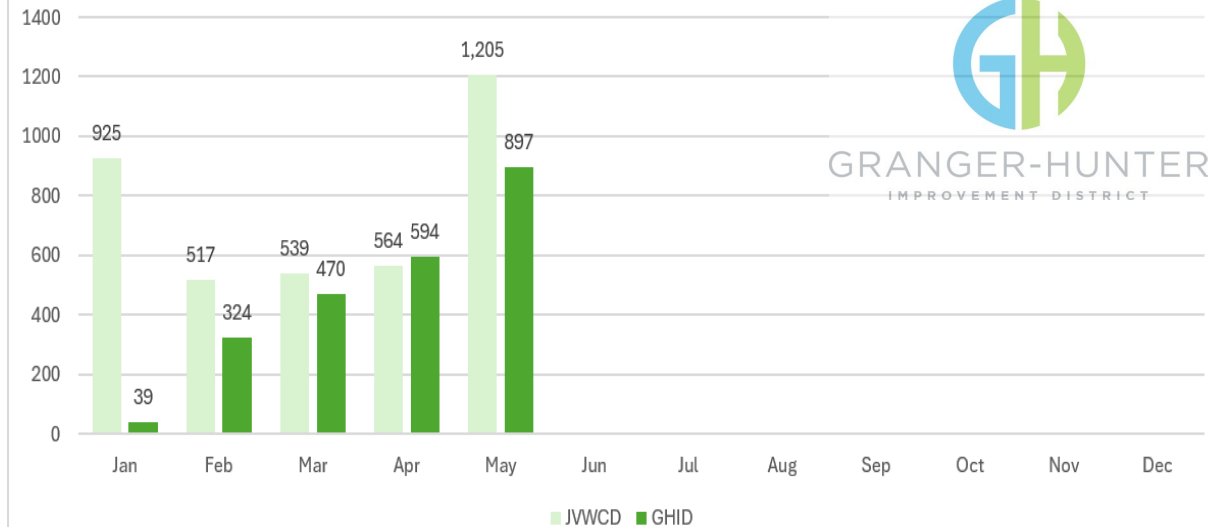


Jordan Valley Water Conservancy District provides approximately 82% of total demand under a 17,000 acre-foot contract. The remaining 18% is supplied through Granger-Hunter's local water sources. The charts below illustrate the respective contributions from JWCD and GHID. In May, the District produced 897 acre-foot from its sources, 308 acre-foot less than purchased from JWCD.

Water Purchased vs Water Produced 2026 YTD



Water Purchased vs Water Produced Trend 2026





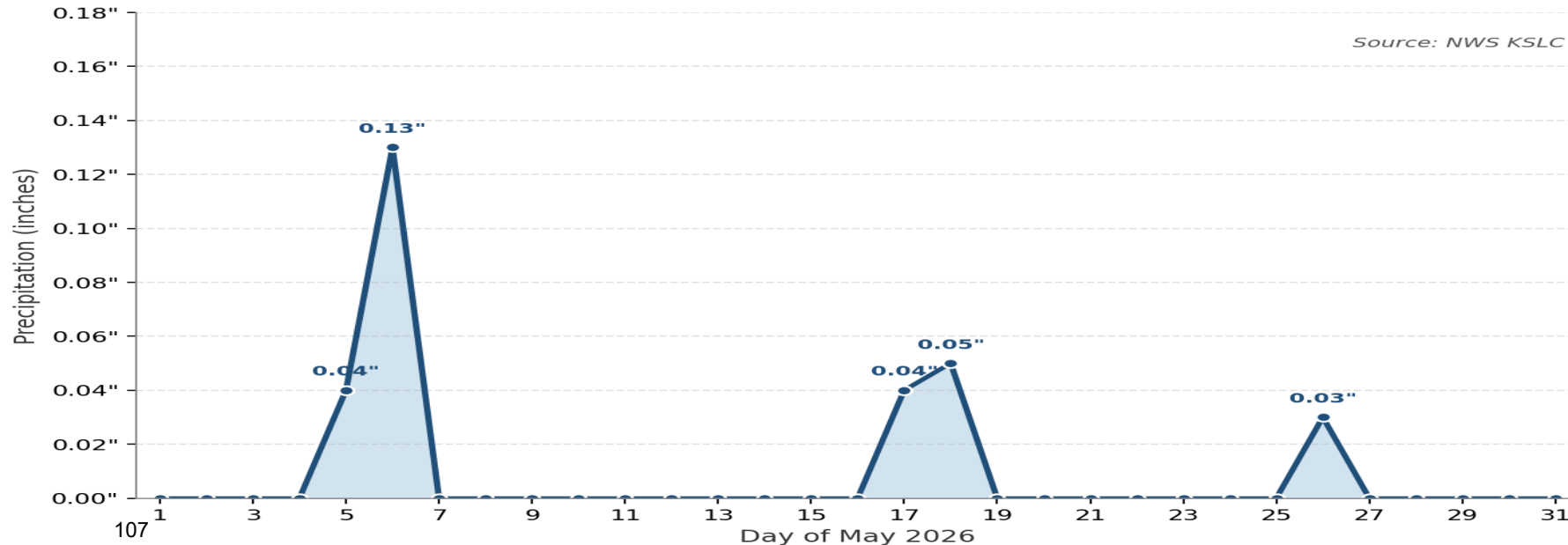
OPERATIONS

-Precipitation

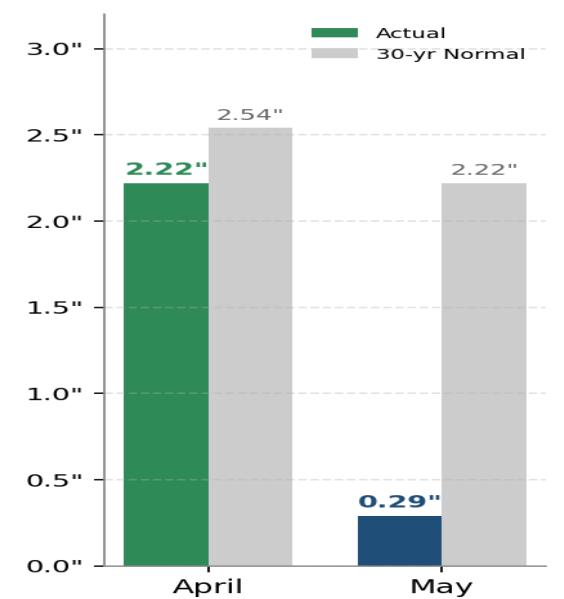


The Salt Lake Valley recorded just 0.29 inches of rainfall in May 2026, well below the long-term normal of 2.22 inches and a sharp drop from April's 2.22-inch total. The left panel shows the daily May breakdown, with the wettest day being May 6 at 0.13 inches; the right panel compares April and May totals against their respective 30-year normals. Data: NWS Salt Lake City International Airport (KSLC) and CoCoRaHS station UT-SL-135.

Salt Lake Valley Daily Rainfall — May 2026



Monthly Totals vs. Normal





GRANGER-HUNTER
IMPROVEMENT DISTRICT

CAPITAL PROJECTS REPORT

June 2026 Board Meeting

CAPITAL PROJECTS APPROVAL

25A: Pleasant Valley WWPS Replacement

Consultant Project: 25A: Pleasant Valley Lift Station Replacement
 Address: 6158 W 2920 S
 Project Budget: \$1,720,000.00 (2026)
 GHID Project Manager: Jeremy Gregory
 Consultant: Sunrise Engineers

Project Description: The existing wastewater pump station is over 50 years old and has reached the end of its useful life. This work includes construction of a new pump station and associated components while keeping the existing lift station in service.

Project Update: The District conducted a thorough general contractor prequalification evaluation and prequalified six contractors in March. Following this selection, an invitation to bid was issued on U3P (Euna Procurement). A pre-bid meeting was held on April 22, 2026, and a public bid opening was on May 27, 2026.

Of the six prequalified contractors, five competitive bids were received as follows:

PREQUALIFIED CONTRACTORS	BID AMOUNT
Engineer's Estimate	\$6,095,000.00
COP Construction LLC	\$6,370,573.00*
Corrio Construction, Inc.	\$6,434,550.65*
VanCon, Inc.	\$7,082,000.00
Whitaker Construction Co. Inc.	\$8,617,614.00
Nelson Brothers Construction Company	\$11,109,880.00
Gerber Construction, Inc.	NO BID

*Corrected for Mathematical Errors

All contractors were prequalified; therefore, it is recommended that the project be awarded to the low bidder, COP Construction LLC.

Additionally, it is proposed that the District amend its existing contract with Sunrise Engineers to provide construction management services for the project in the amount of \$384,800.00.

This scope will include the review of change orders, pay requests, and RFIs; periodic site observations; special inspections; and other construction administration services as needed.

Staff Recommendation: Consider approval of a construction contract for the construction of the 25A: Pleasant Valley WWPS Project to COP Construction LLC, in the amount of \$6,370,573.00.

Staff Recommendation: Consider approval of a contract amendment for construction management services with Sunrise Engineers for the 25A: Pleasant Valley WWPS Project in the amount of \$384,800.00.

CAPITAL PROJECTS APPROVAL



Salt Lake City Office
6875 South 900 East, Midvale, Utah 84047 • 801.523.0100

June 8, 2026

Jeremy Gregory, P.E.
Staff Engineer
GHID
2888 S. 3600 W.
West Valley City, UT 84119

Re: Recommendation of Award for 25A – Pleasant Valley WWPS Replacement

Mr. Gregory:

The bid opening for the 25A – Pleasant Valley WWPS Replacement was conducted on May 27, 2026. The low bidder was COP Construction, LLC. Their bid for the project is \$6,370,573.00.

Their bid submittal has been reviewed and meets all the requirements of the Contract Documents. We have received and reviewed the following required forms:

1. Complete Bid documents
 - a. Bid Form 00 41 00
 - b. Bid Schedule 00 43 00
 - c. Proposed Qualifications and Amendments to Bid 00 43 01
 - d. Certificate of Bidder's Experience and Qualifications 00 43 02
 - e. Subcontractor and supplier report 00 43 36
 - f. Bidder Status Report 00 43 38
 - g. E-Verify Certification 00 43 40
2. Bid Bond Form in the amount of 5% of project bid.
3. Utah Contractor License

Based on Sunrise Engineering's review, we recommend Award to COP Construction, the low bidder on the project.











Sincerely,
SUNRISE ENGINEERING, INC.










Steve Hansen, P.E., S.E.
Project Manager
(801) 523-0100

Enclosures: Bid Tabulations

CAPITAL PROJECTS

Task Name	Address	Project Summary/Update	Assigned to	Start	Finish	% complete
8 <input type="radio"/> 23I: Anderson Water Treatment Plant	1629 W. 2320 S.	Iron/manganese removal facility for Wells No. 16 and 18		12/23/2024	7/30/2026	72%
9 <input type="radio"/> 23I: Anderson Water Treatment Plant Construction		Backwash tank backfilled, surface prep for future driveway, continued installation and testing of pressure filters and OSHGS.	 Zak Bedard	12/23/2024	7/30/2026	72%
10 <input type="radio"/> 23L: Watts Well No. 18 Drilling and Equipping	1002 W. 2320 S.	New Watts Well No. 18		4/25/2023	5/19/2027	78%
15 <input type="radio"/> 23L: Watts Well No. 18 Equipping Construction		Contractor is working on submittals	 Jeremy Gregory	4/22/2026	5/19/2027	5%
38 <input type="radio"/> 25A: Pleasant Valley WWPS Replacement	6158 W. 2920 S.	Replace Waste Water Pump Station		12/2/2024	11/8/2027	48%
42 <input type="radio"/> 25A: Pleasant Valley WWPS Construction		See Capital Project Approvals.	 Jeremy Gregory	5/28/2026	11/8/2027	0%
46 <input type="radio"/> 25C: Utility Network Implementation	N/A	Update and improve GIS system		3/18/2025	6/30/2026	97%
48 <input type="radio"/> 25C: Utility Network Implementation		The new database will be launched by mid-June.	 Ian Bailey	9/29/2025	6/30/2026	95%
49 <input type="radio"/> 25D: Zone 1 Reservoir	6342 W. 4700 S.	Construct new 3 MG reservoir for Zone 1		1/1/2025	4/29/2027	6%
51 <input type="radio"/> 25D: Zone 1 Reservoir Design		The consultant is working on project concepts and a preliminary design report.	 Victor Narteh	3/24/2025	4/29/2027	2%
62 <input type="radio"/> 25G: 4100 S. Waterline Replacement Project	from 1500 W. to 2200 W.	Replace cast iron waterline and upsize		3/24/2025	10/19/2026	64%
65 <input type="radio"/> 25G: 4100 S. Waterline Replacement Construction		Phase A mainline installed, service connection installation in progress.	 Zak Bedard	3/25/2026	10/19/2026	0%
66 <input type="radio"/> 25H: East Rec & Decker North Improvements Project	1302 W. 3100 S. & 2650 Decker Blvd.	Recoat interior of dry well, line wet well, and install exhaust fan		5/5/2025	7/30/2026	55%
69 <input type="radio"/> 25H: East Rec & Decker North Improvements Construction		Contractor to begin wet-well lining repair work by the end of the month.	 Zak Bedard	9/23/2025	7/30/2026	37%
72 <input type="radio"/> 25J: 5400 West Waterline Replacement	from 4100 S. to 4700 S.	Replace aging cast iron pipe.		3/19/2025	8/31/2026	83%
75 <input type="radio"/> 25J: 5400 West Waterline Replacement Construction		The Contractor has installed approx. 4,000 ft (i.e., 77%) of the 12" mainline and is catching up on hydrants and service laterals connections.	 Victor Narteh	3/2/2026	8/31/2026	50%
81 <input type="radio"/> 25L: 3600 West Waterline Replacement	from 2100 S. to 2700 S.	Replace 8" cast iron pipe		4/8/2025	7/26/2027	73%
83 <input type="radio"/> 25L: 3600 West Waterline Funding		AE2S preparing required grant documentation to complete funding application.	 Zak Bedard	3/23/2026	7/16/2026	75%
95 <input type="radio"/> 25T: Redwood Road/ 1950 West Sewer Project	3500 S./1950 W./Redwood Rd	Install new 24-inch and 18-inch Sewer Line		11/4/2024	8/12/2026	85%
97 <input type="radio"/> 25T: Redwood Road/ 1950 West Sewer Construction		Crews are installing sewer line along Redwood Road.	 Jeremy Gregory	4/17/2025	8/12/2026	80%

CAPITAL PROJECTS

109	<input type="radio"/> 26A: Scottsdale Subdivision Waterline Replacement	3863 W 3200 S	In-house waterline replacement project		12/23/2025	10/27/2026	<div style="width: 67%;"><div style="background-color: #0070C0; height: 10px;"></div></div>	67%
113	<input type="radio"/> 26A: Scottsdale Subdivision Waterline Replacement Construction		Refer to GHID Water Department's in-house projects progress report and dashboard.		4/1/2026	10/27/2026	<div style="width: 30%;"><div style="background-color: #0070C0; height: 10px;"></div></div>	30%
114	<input type="radio"/> 26B: SCADA Upgrades Phase 2	Various Locations	Hardware and software updates		1/1/2026	12/31/2026	<div style="width: 41%;"><div style="background-color: #0070C0; height: 10px;"></div></div>	41%
115	<input type="radio"/> 26B: SCADA Upgrades 2026 Project		Full radio retirement, PLC replacement, fiber expansion, and access point build-out to be completed by year end.	 Ryan Michaelson	1/1/2026	12/31/2026	<div style="width: 41%;"><div style="background-color: #0070C0; height: 10px;"></div></div>	41%
124	<input type="radio"/> 26E: West Valley Cost Share Projects	Various Locations			1/1/2026	12/31/2026	<div style="width: 50%;"><div style="background-color: #0070C0; height: 10px;"></div></div>	50%
125	<input type="radio"/> 26E: West Valley Cost Share Projects Construction		GHID'S portion of the 6800 West improvements is complete.	 Aaron Perry	1/1/2026	12/31/2026	<div style="width: 50%;"><div style="background-color: #0070C0; height: 10px;"></div></div>	50%
126	<input type="radio"/> Small Projects				4/15/2025	12/31/2026	<div style="width: 38%;"><div style="background-color: #0070C0; height: 10px;"></div></div>	38%
127	<input type="radio"/> Brighton Canal Easement (25X)	1300 W. 3100 S.	District staff are currently reviewing the Real Property Title Report prepared by Cottonwood Title Insurance Agency.		4/15/2025	6/30/2026	<div style="width: 70%;"><div style="background-color: #0070C0; height: 10px;"></div></div>	70%
128	<input type="radio"/> Infiltration & Inflow Study	District-wide	Met with Bowen, Collins and Associates to discuss potential study of I&I	 	1/1/2026	12/31/2026	<div style="width: 20%;"><div style="background-color: #0070C0; height: 10px;"></div></div>	20%
129	<input type="radio"/> 2026 Water and Wastewater Master Plans Update	District-wide	Working on water/wastewater modeling and capital projects scoping	 Todd Marti	1/21/2026	12/31/2026	<div style="width: 15%;"><div style="background-color: #0070C0; height: 10px;"></div></div>	15%

PROJECT PHOTOS




Anderson WTP Backwash Basin backfilled and covered for driveway and landscaping install



Anderson WTP Building bollard sleeves and pressure filter zone leak testing



PROJECT PHOTOS



Redwood Road Sewer Installation

PROJECT PHOTOS



5400 West Waterline Replacement Project



PROJECT PHOTOS



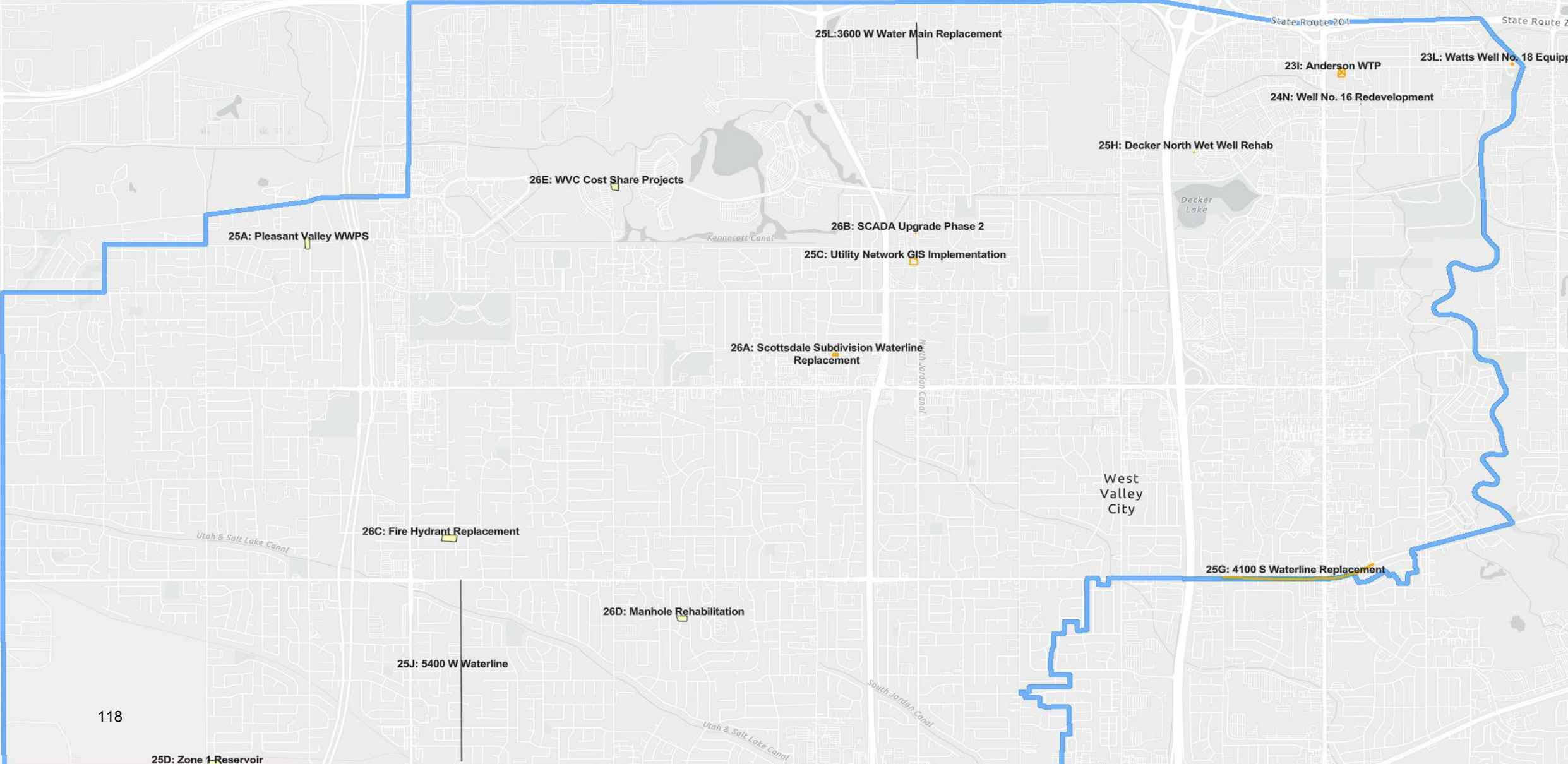
25G: 4100 S Waterline Project



INFRASTRUCTURE FUNDING UPDATE

Funding Opportunity	Funding Agency	Cost Match	Timeline	Projects	Status
American Rescue Plan Act (ARPA) - \$1.4B to Utah	Drinking Water SRF	Up to 49% Grant Opportunity	Complete	Redwood Road Waterline Replacement, Ridgeland Pump Station Replacement	Received \$13.8 M - \$2.8M in principal forgiveness and \$11M at 0.5%
Infrastructure and Investment Jobs Act	Drinking Water SRF	Up to 49% Grant Opportunity	Complete	Redwood Road Waterline Replacement, Ridgeland Pump Station Replacement	
WaterSMART Drought Response Program	Bureau of Reclamation	Up to \$5M in grants per project	Complete	Anderson TWP & Well No. 18 Drilling/Construction	Received \$5M Grant
Bipartisan Infrastructure Law (BIL) for Lead Service Line Inventory - \$28M per Year for 5 Years	Utah Division of Drinking Water	Up to \$100,000 per year up to 5 years	Complete	Lead Service Line Inventory (Contractor)	Received \$100,000 with 100% principal forgiveness
Emerging Contaminants Funding (Manganese Removal)	Utah Division of Drinking Water	Requesting ~ \$2.5M	Complete	Anderson Water Treatment Plant (Wells No. 16 & 18)	Awarded \$2.5M Grant for Anderson WTP
WaterSMART Planning and Project Design	Bureau of Reclamation	Up to \$400,000 in grants per project	Complete	For 50% design for projects to be submitted for WaterSMART Drought Response Grant. Zone 1 Reservoir.	Awarded \$172,200
Infrastructure and Investment Jobs Act (IIJA) - Community Project Funding	U.S. House of Representatives	Proposing 75/25 Split	2027	5400 West Pipeline -> 3600 West Pipeline	Awarded \$1M
2026 Community Project Funding	U.S. House of Representatives	Proposing 70/30 Split, \$1,000,000	March 2026	4800 West Pipelines from 3100 South to 3500 South	Applied
WaterSMART Drought Response Program	Bureau of Reclamation	\$13M available nationally	May 2026	Zone 1 Reservoir construction	Not applying this year
Clean Water State Revolving Fund (CWSRF)	Water Quality Board	Low-interest Loans	TBD	Pleasant Valley Replacement	TBD
DNR Division of Water Resources	Board of Water Resources	Used to cover match for WaterSMART	Apply by September 30.	Anderson Water Treatment Plant, Zone 1 Reservoir, Future Well No. 18, Well No. 1 Replacement	TBD
WEEG (Water and Energy Efficiency Grant)	Bureau of Reclamation	50% or less, up to \$500,000 over 2 years	TBD	Supplement meter purchases to replace obsolete small and large meters.	TBD
TOTAL GRANTS					\$11,567,500

CAPITAL PROJECTS MAP



Summary

Project Summary

Project Number	Project Name	Encumbrances	Total Budget	Date Range Budget	Beginning Balance	Total Activity	Ending Balance	Budget Remaining
20A	REDWOOD ROAD SEWERLINE PROJECT	3,694.43	1,249,425.11	0.00	1,249,425.11	5,530.35	1,254,955.46	-9,224.78
20I	REDWOOD ROAD WATERLINE PROJECT	0.00	11,020,856.10	5,899.00	11,014,957.10	5,867.15	11,020,824.25	31.85
23D	ACORD RESERVOIR REPAIR & RECOAT...	3,010.10	1,222,176.02	0.00	1,222,176.02	0.00	1,222,176.02	-3,010.10
23I	ANDERSON WTP	2,496,090.41	14,567,615.04	6,764,800.00	7,802,815.04	2,998,235.93	10,801,050.97	1,270,473.66
23L	WATTS WELL NO. 18 DRILLING & EQU...	5,322,372.19	5,582,923.12	1,870,000.00	3,712,923.12	52,930.12	3,765,853.24	-3,505,302.31
24N	WELL NO. 16 REDEVELOPMENT	0.00	10,036.25	0.00	10,036.25	0.00	10,036.25	0.00
25A	PLEASANT VALLEY WWPS REPLACEM...	28,319.26	2,087,148.97	1,720,000.00	367,148.97	147,765.77	514,914.74	1,543,914.97
25AA	ZONE 5 4700 SOUTH WATERLINE	187,826.00	187,000.00	187,000.00	0.00	0.00	0.00	-826.00
25C	UTILITY NETWORK GIS IMPLEMENTAT...	29,656.80	203,759.96	100,000.00	103,759.96	65,108.34	168,868.30	5,234.86
25D	ZONE 1 RESERVOIR	322,434.75	2,331,389.60	315,000.00	2,016,389.60	6,697.50	2,023,087.10	-14,132.25
25G	4100 S WATERLINE REPLACEMENT PR...	2,185,871.00	2,375,672.75	2,264,441.00	111,231.75	57,831.00	169,062.75	20,739.00
25H	EAST REC & DECKER NORTH IMPROV...	138,192.58	314,506.25	203,225.00	111,281.25	127,739.17	239,020.42	-62,706.75
25J	5400 WEST WATERLINE REPLACEMENT	1,760,126.25	2,432,000.00	2,344,000.00	88,000.00	581,916.20	669,916.20	1,957.55
25K	WELL 15 GENERATOR REPLACEMENT	7,180.49	317,980.47	75,000.00	242,980.47	33,203.13	276,183.60	34,616.38
25L	3600 W WATERLINE REPLACEMENT	0.00	65,261.00	0.00	65,261.00	0.00	65,261.00	0.00
25M	ACORD RESERVOIR VALVE REPLACEM...	0.00	64,349.68	29,000.00	35,349.68	27,397.59	62,747.27	1,602.41
25N	2025 LIFT STATION PUMP REPLACME...	0.00	174,482.00	106,000.00	68,482.00	105,392.00	173,874.00	608.00
25T	REDWOOD RD/ 1950 W SEWER REPL...	1,214,691.54	3,713,674.01	1,525,000.00	2,188,674.01	5,638.66	2,194,312.67	304,669.80
25V	HEADQUARTERS BUILDING REHAB PR...	0.00	156,821.08	40,000.00	116,821.08	350.00	117,171.08	39,650.00
25X	PLANT CANAL EASEMENT PURCHASE	7,244.98	107,766.72	100,000.00	7,766.72	288.30	8,055.02	92,466.72
26A	SCOTTSDALE WATER MAIN REPLACE...	125,755.10	1,334,780.00	1,334,780.00	0.00	553,770.55	553,770.55	655,254.35
26ANDREACHLOR	ANDREA BOOSTER STATION CHLORIN...	0.00	20,000.00	20,000.00	0.00	0.00	0.00	20,000.00
26B	SCADA UPGRADES PHASE 2	87,554.65	150,000.00	150,000.00	0.00	62,445.35	62,445.35	0.00
26BLDGS	26 BUILDING LIGHTING & EV UPGRAD...	0.00	73,500.00	73,500.00	0.00	0.00	0.00	73,500.00
26CHANNEL	26 CHANNEL GRINDERS	102,545.09	115,000.00	115,000.00	0.00	0.00	0.00	12,454.91
26DECKERNORTH	26 DECKER NORTH UPGRADES	0.00	0.00	0.00	0.00	0.00	0.00	0.00
26DECKERPUMP	26 DECKER PUMP REFURBISHMENT	44,443.57	50,000.00	50,000.00	0.00	0.00	0.00	5,556.43
26E	2026 WEST VALLEY COST SHARE PROJ...	0.00	271,690.00	271,690.00	0.00	0.00	0.00	271,690.00
26F	WELL NO. 1 ROOF REPLACEMENT	10,420.00	20,000.00	20,000.00	0.00	7,000.00	7,000.00	2,580.00
26FIREHYDR	26 FIRE HYDRANTS - CONTRACTOR	0.00	1,965.00	1,965.00	0.00	0.00	0.00	1,965.00
26J	26J FIRE HYDRANTS - IN HOUSE	0.00	250,000.00	250,000.00	0.00	245,720.00	245,720.00	4,280.00
26K	26K CUSTOMER DATA/USAGE PORTAL	25,300.00	25,300.00	25,300.00	0.00	0.00	0.00	0.00
26LRGMTRVAULT	26 LARGE METER VAULT REPLUMBS	0.00	120,000.00	120,000.00	0.00	0.00	0.00	120,000.00
26SWRMANHOLE	26 SEWER MANHOLE REHAB PROJECT	0.00	150,000.00	150,000.00	0.00	0.00	0.00	150,000.00
26WARNERVALVE	26 WARNER VALVE, PUMP, WET WELL...	0.00	40,000.00	40,000.00	0.00	0.00	0.00	40,000.00
Report Total:		14,102,729.19	50,807,079.13	20,271,600.00	30,535,479.13	5,090,827.11	35,626,306.24	1,078,043.70

Group Summary

Group	Encumbrances	Total Budget	Date Range Budget	Beginning Balance	Total Activity	Ending Balance	Budget Remaining
CAP EX	14,102,729.19	50,807,079.13	20,271,600.00	30,535,479.13	5,090,827.11	35,626,306.24	1,078,043.70
Report Total:	14,102,729.19	50,807,079.13	20,271,600.00	30,535,479.13	5,090,827.11	35,626,306.24	1,078,043.70

Type Summary

Group	Encumbrances	Total Budget	Date Range Budget	Beginning Balance	Total Activity	Ending Balance	Budget Remaining
FACILITIES	149,756.43	717,147.76	488,800.00	228,347.76	128,191.99	356,539.75	210,851.58
WASTEWATER	1,531,886.47	7,894,236.34	3,909,225.00	3,985,011.34	392,065.95	4,377,077.29	1,985,272.58
WATER	12,421,086.29	42,195,695.03	15,873,575.00	26,322,120.03	4,570,569.17	30,892,689.20	-1,118,080.46
Report Total:	14,102,729.19	50,807,079.13	20,271,600.00	30,535,479.13	5,090,827.11	35,626,306.24	1,078,043.70



GRANGER-HUNTER
IMPROVEMENT DISTRICT

ENGINEERING REPORT

June 2026 Board Meeting

PLAN REVIEW UPDATE








	PROJECT NAME	NOTES	ADDRESS	TYPE	STATUS
1	UTA Bus Stops	Adding bus stops	5600 W (from 2700 S to 4700 S)	Other	Final Approval
2	H2O East Townhomes	49 units	2996 Redwood Rd	Residential	Resubmittal Required
3	Demolition		1277 W 3300 S	Other	On hold
4	Demolition	Haven Ridge Sub redevelopment	3201 S Redwood Rd	Residential	Under Review
5	Jordan Credit Union		5719 W Brud Dr	Commercial	Under Review
6	Salt Lake Mental Health Housing		4980 W 4700 S	Tenant Improvement	Under Review
7	Scientia Mothership Cleanroom		2162 S Technology Parkway	Tenant Improvement	Under Review
8	Rushton Farms Subdivision	5 lots	5477 W 4100 S	Commercial	Final Approval
9	Burke Farm Sun	7 lots	3801 S 6400 W	Residential	Resubmittal Required
10	Sunbelt Rentals Pup Solutions New Wash Bay		2595 S 3270 W	Commercial	Under Review
11	El Dorado Seafood		1906 W 3500 S	Tenant Improvement	Resubmittal Required
12	Behavioral Health Hospital		3930 W Parkway	Commercial	Under Review
13	Dolorfin Chiropractic		2601 S 2700 W	Tenant Improvement	Under Review
14	Chang's Food		3580 S Redwood Rd	Tenant Improvement	Under Review
15	122 Demolitions	Bangerter Project	Hawkeye St & Bluebird Dr	Residential	Final Approval

PLAN REVIEW UPDATE

Legend



Plan Review

-  Plans Approved
-  Under Construction
-  Under Review
-  Plans Finaled
-  Construction Complete
-  Subdivision Lots
-  others

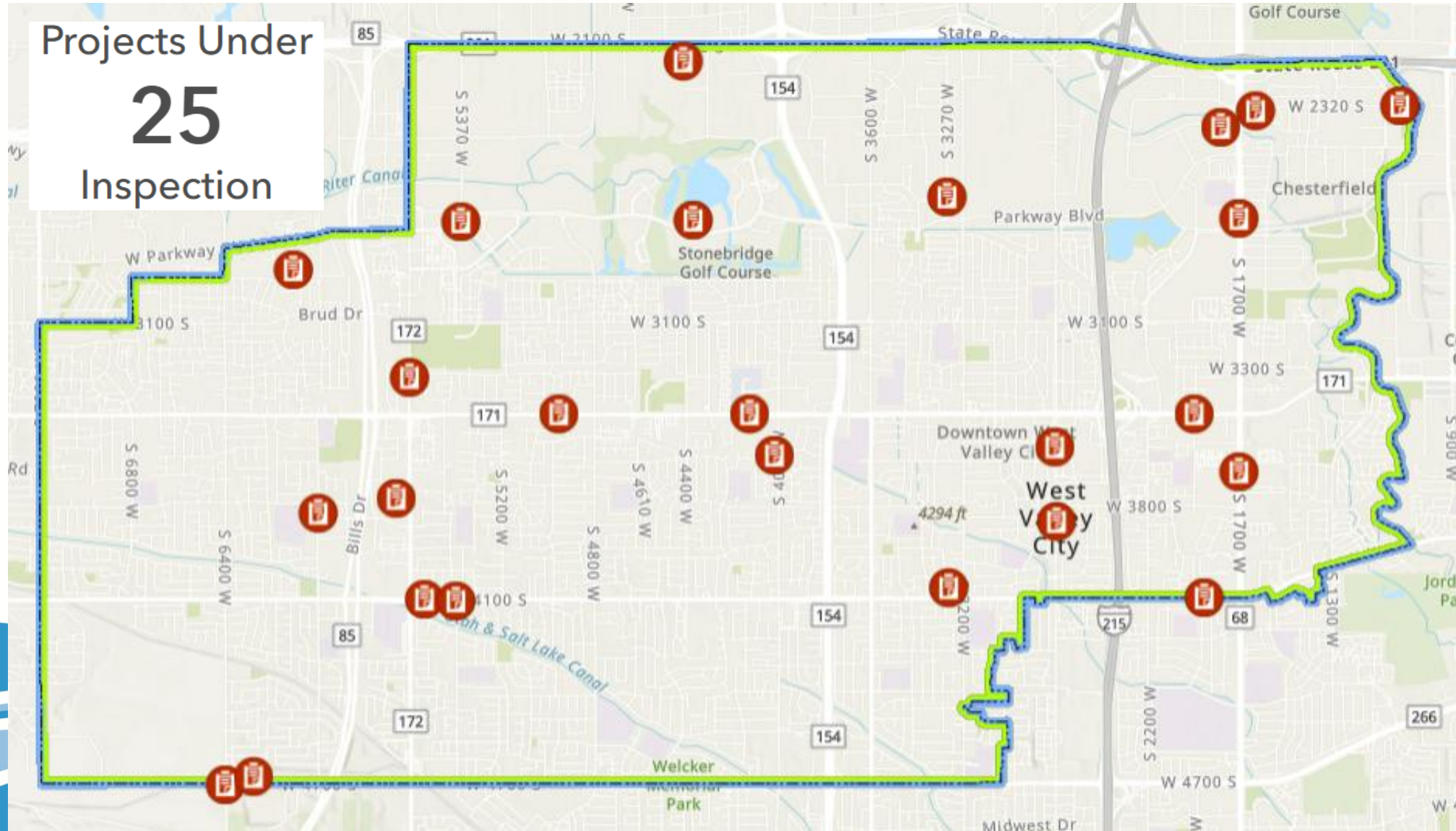
Section_Zones - GHID Sections





Section_Zones - Boundary




INSPECTIONS UPDATE



Projects Under 25 Inspection


-  201 Commerce Center Buildings 4387 W South Frontage Rd
-  Wilkins Hollow Subdivision 3850 S 6000 W
-  Esperanza Elementary School Addition 4956 W 3500 S
-  Les Schwab 3831 S CONSTITUTION BLVD
-  Master Autotech 4128 W 3500 S
-  Mann Way Subdivision 3650 S 4000 W
-  Commissary Kitchen 1802 W Alexander St
-  25J: 5400 West Waterline Replacement Project 5400 W 4100 S
-  U of U Health WV Health Center 3784 S 5600 W
-  25G 4100 S Waterline Replacement Project - 2200 W to 1300 W
-  WV City Hall Sewer Upgrade 3600 S CONSTITUTION BLVD
-  Heather Villas Subdivision 6087 W Parkway Blvd
-  Webster Industrial Park 2726 S Redwood Rd
-  Anderson WTP 1629 W 2320 S
-  25T Redwood Rd-1950 W Sewer Project 1950 W 3500 S
-  LivSmart Studios 3302 S 5600 W
-  MIT R&D Park Buildings 1&2 4334 W Lake Park Blvd
-  Solari Phase 1, 2, 3, 4 & 5 Subdivision 3688 S Redwood Rd
-  4700 Industrial 4700 S 6400 W
-  Sunbelt Rentals Wash Bay 2595 S 3270 W
-  23L Watts Well 18 Waterline 1002 W 2320 S
-  Skyline Electric 6272 W 4700 S
-  Treasure Circle 3280 W 4060 S
-  Mountain America Credit Union 5541 W 4100 S
-  IHC WVC Clinic Expansion 5373 W Lake Park Blvd



8" Double Check Detector Assembly (DCDA) & 6" meter vaults



DCDA vault install



Inside DCDA vault



Fire hydrant with thrust block



Fire hydrant, valve, and thrust block