

## **THE BOARD OF TRUSTEES OF THE GRANGER-HUNTER IMPROVEMENT DISTRICT**

*PUBLIC NOTICE* is hereby given by the Board of Trustees that Granger-Hunter Improvement District will hold a Board Meeting at 3:00 p.m. on Tuesday, September 26, 2023, at its main office located at 2888 South 3600 West, West Valley City, Utah. Trustees and members of the public are able to attend this meeting in person or electronically through [www.ghid.org](http://www.ghid.org).

### **Agenda**

#### **A. GENERAL**

1. Call to order – Welcome – Report those present for the record.
2. Public Comments
3. Consider approval of the August 15 and September 12, 2023, Board Meeting Minutes
4. Discuss potential conflicts of interest.

#### **B. OUR COMMUNITY**

1. Jordan Valley Water Conservancy District Review
2. Central Valley Water Reclamation Facility Review

#### **C. OUR TEAM**

1. Consider approval of an updated District Administrative Policy and Procedures Manual for Surplus of District Real Property.

#### **D. OUR OPERATIONS**

1. Property Tax Timeline
2. Consider adoption of Resolution No. 09-26-23.1 Intent to Cancel the 2023 Election of One Trustee Seat to the Board of the Granger-Hunter Improvement District.
3. Consider approval of management to enter into an agreement with Utah Department of Public Safety Utah Division of Emergency Management and Federal Emergency Management Agency for the 2022 BRIC Granger-Hunter Improvement District Mitigation Plan.
4. Review & discuss Financial Report for August 2023
5. Review & discuss Paid Invoice Report for August 2023
6. Administrative Services Update
7. Water Maintenance Update
  - a. Consider approval for the purchase of miscellaneous water works parts for a total of \$77,426.75 from Ferguson Waterworks for the District's 2023 in-house Large Meter Replacement Projects.
8. Wastewater Maintenance and Fleet Update
  - a. Claim settlement reporting for a Sanitary Sewer Overflow that occurred April 10, 2023, in the amount of \$1,792.52.
9. Capital Projects Update
  - a. Consider approval of an engineering design Contract to J-U-B Engineers for the 23I: Anderson GWTP project in the amount of \$749,800.00.
10. Engineering Department Update

#### **E. CLOSED SESSION**

1. Strategy session to discuss pending or reasonably imminent litigation.
2. Strategy session to discuss the purchase, exchange, lease, or sale of real property.

#### **F. PROPERTY SALES & PURCHASE**

1. Consider approval to declare surplus and sell of parcel at 1302 West 3100 South.
2. Consider approval to declare surplus and sell a portion of the Well No. 1 parcel at 1311 West 3300 South.
3. Consider approval to purchase a parcel at 4700 South 6400 West for the Zone 1 Reservoir.

#### **G. BOARD MEMBERS INPUT, REPORTS, FOLLOW-UP ITEMS OR QUESTIONS**

#### **H. CALENDAR**

1. The next board meeting is planned for October 12, 2023.

**MINUTES OF THE  
GRANGER-HUNTER IMPROVEMENT DISTRICT  
BOARD MEETING**

The Meeting of the Board of Trustees and a Public Hearing of the Granger-Hunter Improvement District (GHID) was held Tuesday, August 15, 2023, at 3:00 P.M. at the District office located at 2888 S. 3600 W., West Valley City, Utah.

This meeting was conducted electronically in accordance with the Utah Open and Public Meetings Act (Utah Code Ann. (1953) §§ 52-4-1 et seq.) and Chapter 7.12 of the Administrative Policy and Procedures Manual (“Electronic Meetings”).

**Trustees Present:**

Debra Armstrong	Chair
Corey Rushton	Trustee
Roger Nordgren	Trustee

**Staff Members Present:**

Jason Helm	General Manager/Treasurer
Todd Marti	Assistant General Manager/District Engineer
Troy Stout	Assistant General Manager/Chief Operating Officer
Michelle Ketchum	Director of Administration
Dustin Martindale	Director of Water Systems
Ricky Ncaise	Director of Wastewater
Victor Narteh	Director of Engineering
Justin Gallegos	Director of Information Technology
Austin Ballard	Controller/Clerk
Dakota Cambruzzi	Human Resource Manager
Kristy Johnson	Executive Assistant
Brent Rose	Legal Counsel – Clyde Snow & Sessions PC - <i>Excused</i>

**Guests:**

Adam Spackman	System Administrator, GHID - <i>Electronically</i>
Moriah Gamache	Engineer, GHID – <i>Electronically</i>
Darcy Brantly	Accountant, GHID – <i>Electronically</i>
Michael Wear	Fleet Manager, GHID – <i>Electronically</i>
Krista Barnes	Customer Service Supervisor, GHID – <i>Electronically</i>
Debra Harvey	Customer Service Representative, GHID - <i>Electronically</i>

A copy of the exhibits referred to in these minutes is attached and incorporated by this reference. The exhibits are also included in the official minute books maintained by Granger-Hunter Improvement District.

**CALL TO ORDER**

At 3:00 P.M. Debra Armstrong called the meeting to order and recognized all those present.

**Public Comments**

There were none.

**Approval of the  
June 20, 2023  
Strategic Planning  
Meeting & Board  
Meeting Minutes**

A motion to approve the Strategic Planning Meeting and Board Meeting Minutes from June 20, 2023, was made by Roger Nordgren. Followed a second from Debra Armstrong, the motion passed as follows:

Armstrong – aye                      Rushton – aye                      Nordgren – aye

**Conflicts of interest**

There were none.

**OUR COMMUNITY  
Jordan Valley Water  
Conservancy District  
Review**

Jason Helm presented the Jordan Valley Water Conservancy District (JVWCD) review. Mr. Helm mentioned the JVWCD Public Hearing and proposed tax increase. – See JVWCD Review attached to these minutes for details.

**Discussion on Jordan  
Valley Water  
Conservancy District  
Representative**

Mr. Helm discussed the JVWCD representative openings and the opportunity for the Board to submit a representative recommendation. Corey Rushton mentioned his willingness to be a representative and discussed potential conflicts with West Valley City. Roger Nordgren and Debra Armstrong made the recommendation to submit Corey Rushton based on experience and knowledge. Mr. Helm will discuss the position with the new 2024 Trustee member before drafting a letter of recommendation.

**Central Valley Water  
Reclamation Facility  
Review**

Mr. Helm presented the Central Valley Water Reclamation Facility (CVWRF) review. Mr. Helm will organize a tour with CVWRF of the facility updates. – See CVWRF Review attached to these minutes for details.

**2024 Strategic Plan  
Initiatives Update**

Mr. Helm presented the 2024 Strategic Plan Initiatives update. Mr. Helm mentioned organizing a tour of the new Rushton Groundwater Treatment Plant. – See 2024 Strategic Plan Initiatives Update attached to these minutes for details.

**Consider 2023 Board  
Meeting Schedule**

Mr. Helm presented the current 2023 board meeting schedule and discussed the need to adjust the September or October board meeting in order to allow for a full 30 days of noticing from when the tentative budget is presented and when the Public Hearing takes place in November. Corey Rushton made a motion to reschedule the October board meeting from Tuesday, October 17, 2023 to Thursday, October 12, 2023. Following a second from Debra Armstrong, the motion passed as follows:

Armstrong – aye                      Rushton – aye                      Nordgren – aye

**OUR TEAM**

**Review & Consider Approval of Revised Administrative Handbook Ch. 6 – Procurement Policy**

Todd Marti presented revisions to Administrative Handbook Ch. 6 – Procurement Policy. Mr. Helm asked the Board to consider approval of revised Administrative Handbook Ch. 6 – Procurement Policy. Following a discussion regarding the policy revision, the Board would like more revisions to take place and some discussion with the District’s attorney, Brent Rose, prior to approval.

**OUR OPERATIONS**

**Review & Discuss Financial Report for June & July 2023**

Mr. Ballard summarized the June and July 2023 Financial Report. Mr. Ballard noted the lower water sales year-to-date. Roger Nordgren asked what percentage of water sales reflects the availability fee. Mr. Ballard explained that 40% is availability fees. – See June and July 2023 Financial Report attached to these minutes for details.

**Review & Discuss Paid Invoice Report for June & July 2023**

Mr. Ballard discussed the June and July check report. The June and July check report totaled \$12,321,567.28 coming from five categories: infrastructure (52%), Jordan Valley Water (19%), Central Valley (16%), payroll taxes and employee benefits (5%), and other (8%). – See June and July 2023 Paid Invoice Report attached to these minutes for details.

**Administrative Services Update**

Michelle Ketchum presented the Administrative Services Update. Ms. Ketchum noted the new Meter Test Bench completion. – See Administrative Services Update attached to these minutes for details.

**Water Maintenance Update**

Troy Stout presented the water maintenance update. – See Water Maintenance Update report attached to these minutes for details.

**Wastewater Maintenance & Fleet Update**

Mr. Stout presented the wastewater maintenance and fleet report. – See the Wastewater Maintenance and Fleet Update report attached to these minutes for details.

**Consider Approval for Purchase of One (1) Crane Utility Service Body from Owen Equipment**

Mr. Stout explained that this approval is no longer necessary.

**Capital Projects Update**

Todd Marti presented the Capital Projects update. – See Capital Projects Update attached to these minutes for details.

**Consider Approval of Construction Contract with Star Landscaping and Engineering, LLC for 23B: GHID Headquarters Landscaping Project**

Mr. Marti asked the Board to consider approval of a construction contract to Star Landscaping and Engineering, LLC in the amount of \$228,063.00 for the 23B: GHID Headquarters Landscaping Project. The Board asked staff to wait and put the project up for bid again in early spring. Corey Rushton made a motion to not move forward with the project as noted. Following a second from Debra Armstrong, the motion passed as follows:

Armstrong – aye

Rushton – aye

Nordgren – aye



**Consider Approval of Construction Contract with Hills Construction, Inc. for 23C: Well No. 1 Chlorinator Project**

Mr. Marti asked the Board to consider approval of a construction contract to Hills Construction, Inc. in the amount of \$502,017.80 for the 23C: Well No. 1 Chlorinator Project. Roger Nordgren made a motion to approve the contract as noted. Following a second from Corey Rushton, the motion passed as follows:

Armstrong – aye                      Rushton – aye                      Nordgren – aye

**Consider Approval of Construction Contract with North Facing Roofing, Inc. for 23E: GHID Building A Re-Roof Project**

Mr. Marti asked the Board to consider approval of a construction contract to North Facing Roofing, Inc. in the amount of \$181,600.00 for the 23E: GHID Building A Re-Roof Project. Corey Rushton made a motion to approve the contract as noted. Following a second from Roger Nordgren, the motion passed as follows:

Armstrong – aye                      Rushton – aye                      Nordgren – aye

**Engineering Department Update**

Mr. Marti presented the Engineering Department update. – See Engineering Department Update attached to these minutes for details.

**CLOSED SESSION**

*A closed session was not needed for this meeting.*

**BOARD MEMBERS INPUT, REPORTS, FOLLOW-UP ITEMS OR QUESTIONS**

**ADJOURNED**

Inasmuch as all agenda items have been satisfied, Roger Nordgren made a motion to adjourn the meeting. Following a second from Debra Armstrong, the motion passed as follows and the meeting adjourned at 5:04 P.M.

Armstrong – aye                      Rushton – aye                      Nordgren – aye

Debra K. Armstrong, Chair

---

Austin Ballard, Clerk

---

**MINUTES OF THE  
GRANGER-HUNTER IMPROVEMENT DISTRICT  
EMERGENCY BOARD MEETING**

The Emergency Meeting of the Board of Trustees of the Granger-Hunter Improvement District (GHID) was held Tuesday, September 12, 2023, at 4:00 P.M. at the District office located at 2888 S. 3600 W., West Valley City, Utah.

This meeting was conducted electronically in accordance with the Utah Open and Public Meetings Act (Utah Code Ann. (1953) §§ 52-4-1 et seq.) and Chapter 7.12 of the Administrative Policy and Procedures Manual (“Electronic Meetings”).

**Trustees Present:**

Debra Armstrong	Chair
Corey Rushton	Trustee - <i>Electronically</i>
Roger Nordgren	Trustee - <i>Electronically</i>

**Staff Members Present:**

Jason Helm	General Manager/Treasurer
Todd Marti	Assistant General Manager/District Engineer
Troy Stout	Assistant General Manager/Chief Operating Officer
Victor Narteh	Director of Engineering
Justin Gallegos	Director of Information Technology
Austin Ballard	Controller/Clerk
Kristy Johnson	Executive Assistant - <i>Electronically</i>

**Guests:**

Jeremy Gregory	Staff Engineer, GHID
Ian Bailey	GIS, GHID - <i>Electronically</i>

A copy of the exhibits referred to in these minutes is attached and incorporated by this reference. The exhibits are also included in the official minute books maintained by Granger-Hunter Improvement District.

**CALL TO ORDER**

At 4:05 P.M. Debra Armstrong called the meeting to order and recognized all those present.

**OUR COMMUNITY**

**OUR TEAM**

**OUR OPERATIONS**

**Consider Approval of  
Construction Contract  
with Cliff Johnson  
Excavating for 23R:  
Parkway Sewer Repairs**

Todd Marti asked the Board to consider approval of a construction contract to Cliff Johnson Excavating in the amount of \$99,309.00 for the 23R: Parkway Sewer Repairs. Following a brief discussion regarding the circumstances, Corey Rushton made a motion to approve the contract as noted. Following a second from Debra Armstrong, the motion passed as follows:

Armstrong – aye                      Rushton – aye                      Nordgren – aye

**ADJOURNED**

Inasmuch as all agenda items have been satisfied, Debra Armstrong made a motion to adjourn the meeting. Following a second from Roger Nordgren, the motion passed as follows and the meeting adjourned at 4:24 P.M.

Armstrong – aye                      Rushton – aye                      Nordgren – aye

Debra K. Armstrong, Chair

\_\_\_\_\_  
Austin Ballard, Clerk

DRAFT



# OUR COMMUNITY

- JWCD Review
- CVWRF Review



# Jordan Valley Water Conservancy Update - September 2023

## JORDAN VALLEY WATER CONSERVANCY DISTRICT

Monthly Summary of Water Deliveries in Acre Feet

August 2023

### Municipal and Industrial (M&I) Water Deliveries

Wholesale System	This Month	Previous Year	% Change	YTD	YTD Prev Year	YTD % Change	Fiscal YTD	Fiscal YTD Prev Year	Fiscal YTD % Change
Bluffdale City	507.11	470.83	8%	2,465.51	2,398.19	3%	1,103.79	1,007.77	10%
Copperton Improvement District	0.00	13.59	-100%	0.00	24.75	-100%	0.00	24.75	-100%
Draper City	706.77	675.65	5%	3,105.85	3,035.74	2%	1,538.11	1,427.47	8%
Granger-Hunter Improvement District	2,630.04	2,687.55	-2%	12,968.34	13,485.82	-4%	5,543.33	5,669.70	-2%
Herriman City <sup>2</sup>	1,093.02	962.85	14%	4,419.59	4,401.77	0%	2,506.25	2,155.38	16%
Hexcel Corporation	93.11	82.10	13%	668.40	546.55	22%	188.46	163.65	15%
Kearns Improvement District	1,062.64	985.08	8%	5,162.59	5,122.16	1%	2,350.42	2,148.36	9%
Magna Water District	66.11	68.64	-4%	541.07	536.34	1%	133.07	138.25	-4%
Midvale City	410.04	500.22	-18%	2,223.84	1,950.55	14%	895.76	980.76	-9%
Riverton City	613.11	545.54	12%	3,767.08	3,384.30	11%	1,327.25	1,160.82	14%
South Jordan City <sup>2</sup>	2,715.23	2,598.59	4%	12,050.76	11,745.29	3%	5,867.30	5,508.49	7%
City of South Salt Lake	78.09	31.67	147%	820.14	595.00	38%	168.51	90.75	86%
Taylorsville-Bennion Improvement District	352.23	493.47	-29%	3,125.30	3,059.73	2%	721.61	781.06	-8%
Utah Div. of Fac. Const. and Mgmt.	16.34	14.52	13%	167.20	274.19	-39%	50.95	30.36	68%
WaterPro, Inc.	235.76	165.64	42%	1,056.77	966.95	9%	629.86	435.46	45%
City of West Jordan <sup>3</sup>	3,141.44	3,040.48	3%	14,391.41	14,523.03	-1%	6,768.46	6,456.67	5%
White City Water Improvement District	0.00	0.00		0.00	0.00		0.00	0.00	
Willow Creek Country Club <sup>6</sup>	6.24	51.92	-88%	182.45	228.70	-20%	84.37	131.80	-36%
<b>Wholesale System Subtotal</b>	<b>13,727.27</b>	<b>13,388.32</b>	<b>3%</b>	<b>67,116.31</b>	<b>66,279.05</b>	<b>1%</b>	<b>29,877.50</b>	<b>28,311.51</b>	<b>6%</b>
Retail System <sup>2</sup>	946.94	1,060.06	-11%	5,150.53	5,012.66	3%	2,235.59	2,230.60	0%
<b>Total Wholesale &amp; Retail</b>	<b>14,674.20</b>	<b>14,448.38</b>	<b>2%</b>	<b>72,266.84</b>	<b>71,291.70</b>	<b>1%</b>	<b>32,113.09</b>	<b>30,542.11</b>	<b>5%</b>

### Other M&I Deliveries

MWDSLS (Treated and Transported) <sup>4</sup>	1,635.41	1,822.60	-10%	6,499.76	7,217.50	-10%	3,616.89	3,657.81	-1%
District Use (Non-revenue) <sup>5</sup>	88.05	86.69	2%	433.60	427.75	1%	192.68	183.25	5%
<b>Other M&amp;I Subtotal</b>	<b>1,723.46</b>	<b>1,909.29</b>	<b>-10%</b>	<b>6,933.37</b>	<b>7,645.25</b>	<b>-9%</b>	<b>3,809.57</b>	<b>3,841.06</b>	<b>-1%</b>
<b>Total M&amp;I Deliveries</b>	<b>16,397.66</b>	<b>16,357.68</b>	<b>0%</b>	<b>79,200.21</b>	<b>78,936.95</b>	<b>0%</b>	<b>35,922.66</b>	<b>34,383.17</b>	<b>4%</b>

### Irrigation and Raw Water Deliveries

Welby Jacob Water Users	4,902.84	4,645.47	6%	18,889.86	19,708.64	-4%	10,600.07	10,497.57	1%
<b>Total Irrigation and Raw Water</b>	<b>4,902.84</b>	<b>4,645.47</b>	<b>6%</b>	<b>18,889.86</b>	<b>19,708.64</b>	<b>-4%</b>	<b>10,600.07</b>	<b>10,497.57</b>	<b>1%</b>
<b>Total Deliveries</b>	<b>21,300.51</b>	<b>21,003.14</b>	<b>1%</b>	<b>98,090.07</b>	<b>98,645.60</b>	<b>-1%</b>	<b>46,522.73</b>	<b>44,880.74</b>	<b>4%</b>

<sup>1</sup> The City of South Salt Lake contract is based on a fiscal year. All other contracts are based on a calendar year.

<sup>2</sup> Retail deliveries are finalized after billing. Preliminary estimates using AMI data are made for the month previous to today.

<sup>3</sup> Contract amount is minimum purchase plus remediated water.

<sup>4</sup> Water treated and transported for MWDSLS by JVVWD is delivered to Salt Lake City at 2100 South.

<sup>5</sup> District Use (Non-revenue) includes water consumed in breaks, reservoir washing, fires, irrigation and facility potable water.

<sup>6</sup> Willow Creek Country Club average annual usage is estimated at 350 acre-feet.



# Jordan Valley Water Conservancy Update - September 2023

Discuss results of the Executive Committee Meeting discussion on Sept 11, 2023:

- Review proposed revisions to the Rules & Regulations for Wholesale Water Service.
  - Potential provisions to increase opportunity for member agencies to reduce minimum purchase contracts.
  - JWCD intends to discuss topic in October Board meeting.







# CENTRAL VALLEY WATER RECLAMATION FACILITY REVIEW



# Central Valley Water Reclamation Update

## Central Valley Water Reclamation Facility Monthly Cost Summary July 31, 2023

Description	Monthly Costs	O & M Monthly			
		Member Entity	Capital %	Average %	Pretreatment %
Facility Operation	1,766,239	Cottonwood	15.4831%	14.98%	6.18%
Pretreatment Field	69,756	Mt Olympus	24.9217%	25.27%	21.14%
Entity Lab Work	7,498	Granger-Hunter	24.5831%	25.90%	30.17%
Net Lab Costs	70,907	Kearns	11.5066%	11.15%	3.09%
Bond Trust Payment	1,715,830	Murray	7.5104%	7.19%	14.73%
Bond/Cash Capital 2021C	5,723,646	South Salt Lake	4.8064%	4.74%	24.23%
Pay-as-you-go CIP	48,106	Taylorville-Ben	11.1887%	10.77%	0.46%
	<b>9,401,982</b>		100.0000%	100.0000%	100.0000%

Calculation	Description	Mount					South Salt Lake	Taylorville-Bennion	Total
		Cottonwood	Olympus	Granger-Hunter	Kearns	Murray			
Monthly flows % (Table 3)	Facility Operation	264,582.60	446,328.60	457,455.90	196,935.65	126,992.58	83,719.73	190,223.94	1,766,239.00
Directly reimbursable costs	Pretreatment Field	4,310.92	14,746.42	21,045.39	2,155.46	10,275.06	16,901.88	320.88	69,756.01
Directly reimbursable costs	Entity Lab Work	150.00	390.00	1,320.00	105.00	540.00	1,435.00	3,558.00	7,498.00
Monthly flows % (Table 3)	Net Lab Costs	10,621.87	17,918.20	18,364.91	7,906.13	5,098.21	3,360.99	7,636.68	70,906.99
	<b>Total O &amp; M</b>	<b>279,665.39</b>	<b>479,383.22</b>	<b>498,186.20</b>	<b>207,102.24</b>	<b>142,905.85</b>	<b>105,417.60</b>	<b>201,739.50</b>	<b>1,914,400.00</b>
	2021C Bond Entity Draws (Do not pay)	886,197.83	1,426,429.89	1,407,049.62	658,597.05	429,868.71	-	640,401.58	5,448,544.68
	Cash Entity Capital	-	-	-	-	-	275,101.32	-	275,101.32
	Monthly CIP (pay-as-you-go)	7,448.30	11,988.83	11,825.95	5,535.36	3,612.95	2,312.17	5,382.44	48,106.00
	2017 A & B Bond Trust Payments	54,765.02	-	86,952.39	41,073.00	26,564.95	17,000.64	-	226,356.00
	2019A Bond Trust Payments	59,761.87	-	94,886.36	44,413.19	28,988.58	-	-	228,050.00
	2020A Loan DS Payments	51,387.33	82,713.09	81,589.29	38,189.56	24,926.40	-	37,134.32	315,939.99
	2021A Bank of Utah	19,486.87	31,366.20	30,940.04	14,482.09	9,452.51	6,049.29	14,081.99	125,858.99
	2021B Bond Trust Payments	21,104.70	33,970.27	33,508.73	15,684.42	10,237.28	6,551.51	15,251.09	136,308.00
	2021C Bond Trust Payments	111,140.83	178,892.39	176,461.83	82,596.63	53,910.98	-	80,314.36	683,317.02
	<b>Total Entity Bill for Month</b>	<b>604,760.31</b>	<b>818,314.00</b>	<b>1,014,350.79</b>	<b>449,076.49</b>	<b>300,599.50</b>	<b>412,432.53</b>	<b>353,903.70</b>	<b>3,953,437.32</b>

Member Entity	2017A Bond %	2017B Bond %	2019A Bond %	2020A Loan %	2021A Bond %	2021B Bond %	2020C Bond %
Cottonwood	29.5575%	0.00%	26.2056%	16.2649%	15.4831%	15.4831%	16.2649%
Mt Olympus	0.00%	0.00%	0.0000%	26.1800%	24.9217%	24.9217%	26.1800%
Granger-Hunter	46.9295%	0.00%	41.6077%	25.8243%	24.5831%	24.5831%	25.8243%
Kearns	0.00%	100.00%	19.4752%	12.0876%	11.5066%	11.5066%	12.0876%
Murray	14.3375%	0.00%	12.7115%	7.8896%	7.5104%	7.5104%	7.8896%
South Salt Lake	9.1755%	0.00%	0.0000%	0.0000%	4.8064%	4.8064%	0.0000%
Taylorville-Ben	0.00%	0.00%	0.0000%	11.7536%	11.1887%	11.1887%	11.7536%
	100.0000%	100.00%	100.0000%	100.0000%	100.0000%	100.0000%	100.0000%

# Central Valley Water Reclamation Update

**Table 3**  
**Jul 2022 thru Jun 2023**  
**Summary of Loadings to Central Valley Plant**  
**Based on Data from Previous 12 Months**

ENTITY	FLOW MGD	BOD mg/L	BOD Lbs/day	TSS mg/L	TSS Lbs/day
COTTONWOOD	6.61	253.51	13966.71	242.41	13354.79
MOUNT OLYMPUS	13.88	212.30	24580.08	167.51	19394.63
GRANGER-HUNTER	13.47	244.37	27454.03	170.93	19203.35
KEARNS	3.32	445.98	12346.39	369.28	10223.18
MURRAY	3.58	249.96	7472.65	186.17	5565.79
SOUTH SALT LAKE	2.36	290.89	5718.81	162.52	3195.14
TAYLORSVILLE-BENNION	4.45	305.33	11330.77	244.93	9089.22
TOTALS	47.67	258.75	102869.43	201.29	80026.09

**Table 5**  
**Jul 2022 thru Jun 2023**  
**Entities Share of O&M Cost**

ENTITY	% Based on Flow %	% Based on BOD %	% Based on TSS %	Total % of O&M Cost %
COTTONWOOD	3.26	4.55	7.17	14.98
MOUNT OLYMPUS	6.84	8.01	10.42	25.27
GRANGER-HUNTER	6.64	8.94	10.32	25.90
KEARNS	1.64	4.02	5.49	11.15
MURRAY	1.77	2.43	2.99	7.19
SOUTH SALT LAKE	1.16	1.86	1.72	4.74
TAYLORSVILLE-BENNION	2.19	3.69	4.88	10.77
TOTALS	23.50	33.51	42.99	100.00



# OUR TEAM

- District Administrative Policy & Procedures Manual Update



## CHAPTER 6

### PROCUREMENT POLICY

#### PART 1: GENERAL PROVISIONS

##### 6.1.1 SCOPE

The Utah Association of Special Districts (UASD) has prepared a comprehensive document entitled “Purchasing Policy and Procedures” (the “UASD Purchasing Policy”), which will be updated from time-to-time and is located on the UASD website. The UASD Purchasing Policy, as constituted from time-to-time, shall be and is the official Purchasing Policy of the District, automatically including future amendments and modifications made by UASD to the UASD Purchasing Policy and that, subject to the exceptions listed in this chapter, the entire UASD Purchasing Policy is adopted by reference as the District’s rules respecting procurements of every type and description.

##### 6.1.2 BUDGET EXPENDITURES - BOARD OF TRUSTEES APPROVAL

No purchase shall be made and no encumbrance shall be incurred unless funds sufficient to cover the purchase or encumbrance have been budgeted and are available within the approved budget or unless the Board approves the purchase or encumbrance.

##### 6.1.3 RESPONSIBILITY FOR BUDGETARY COMPLIANCE

The General Manager is the authorized officer charged with the responsibility of staying within the department budgets and authorizing no expenditures in excess of those budgets as required by the Utah Fiscal Procedures Act for Special Districts.

##### 6.1.4 STATE CODE PROVISIONS

The District is a Local Public Procurement Unit as defined under the Utah Procurement Code, and as such, District purchases shall be made in accordance with applicable sections of the Procurement Code, the UASD Purchasing Policy and this chapter.

##### 6.1.5 EXCEPTIONS TO THE UASD PURCHASING POLICY

The UASD Purchasing Policy, as the official rules of the District, shall be and hereby is modified as follows:

- A. I. A. Policy: . This shall be known as the Granger-Hunter Improvement District (the “District”) Purchasing Policy.

B. II.C. Procurement Officer: The General Manager shall be the District's Procurement Officer and other employees of the District may act as procurement Officers as authorized and delegated by the Board and/or the Procurement Officer.

~~C. III.G.1. Disposal of Surplus Property: Surplus property having a salvage value estimated to be \$50,000 or less may be disposed of in a commercially reasonable manner as the procurement officer sees fit, with all proceeds of the disposal to be the property of the District. Surplus property with a salvage value estimated to be in excess of \$50,000 may not be disposed of until the Board has declared the property to be surplus, after which it may be disposed of for the benefit of the District in a commercially reasonable manner as directed by the Board. This requirement shall not apply when the surplus property, such as a vehicle or equipment, is being "traded in" on the purchase of substitute property, provided that the acquisition of the substitute property is in conformance with the requirements of this Policy.~~

### III.G. Disposal of Surplus District Property.

#### 1. Disposal of Surplus Personal Property:

(a) General. It is the purpose of the Board to provide for the manner of disposal of personal property held by the District. For purposes of this section, the term "personal property" shall mean all property of the District that is not real property.

(b) Disposal of Surplus Personal Property. Any single item of personal property having a salvage value estimated to be \$50,000 or less may be disposed of in a commercially reasonable manner as the procurement officer sees fit, with all proceeds of the disposal to be the property of the District. Any single item of surplus property with a salvage value estimated to be in excess of \$50,000 may not be disposed of until the Board has declared the property to be surplus, after which it may be disposed of for the benefit of the District in a commercially reasonable manner as directed by the Board. Board approval shall not be required when the surplus property, such as a vehicle or equipment, notwithstanding its value, is being "traded in" on the purchase of substitute property, provided that the acquisition of the substitute property is in conformance with the requirements of this Policy. The procurement officer shall manage and control the disposition of any District surplus personal property, and shall have authority to execute such documents as shall be necessary to effectuate the disposition.

#### 2. Disposal of Surplus Real Property:

##### (a) General.

(1) It is the purpose of the Board to provide for the manner of disposal of real property held by the District. The procurement officer shall manage and control the disposition of any District real property, but no dispositions of real property shall be final without the approval of the District's Board.

(2) The procurement officer shall provide a written memorandum to the Board recommending that a particular parcel of real property be declared surplus, setting

forth the factors upon which the recommendation is based, and outlining the manner and method by which the disposition is proposed to be made.

(b) Definitions. For the purposes of this section, the following definitions apply:

(1) “Disposal “ or “Disposition” means, as applied to District real property, the transfer of real property, or any interest therein as enumerated herein, by any lawful means including, without limitation: (i) sale; (ii) exchange; (iii) purchase option; or (iv) lease.

(2) “Full and adequate consideration” means the consideration received in connection with the transfer of District real property that is at least reasonably proximate to the real property's fair market value as determined by an appraisal prepared by a certified MAI appraiser or by a market opinion or other commercially reasonable method of valuation when such a method would be more cost effective depending on the size, nature, estimated value, and current market conditions of the property. Such consideration may be other than monetary, subject to and consistent with applicable law.

(3) “Improvements” mean buildings and other structures permanently affixed to real property.

(4) “Public hearing” means a duly noticed public hearing convened by the Board at any special or regularly scheduled meeting of the Board, at which all persons interested in the hearing's subject may appear and be heard.

(5) “Real property” means land and all improvements permanently affixed thereon.

(6) “Significant parcel of real property” means:

(A) in connection with a disposition involving the sale, exchange or option of surplus real property, any single parcel of surplus real property or contiguous parcels of surplus real property valued in excess of Fifty thousand dollars (\$50,000);

(B) in connection with a disposition involving the lease of surplus real property: (i) any single parcel of surplus real property or contiguous parcels of surplus real property valued in excess of Fifty thousand dollars (\$50,000); (ii) a lease term in excess of 20 years; or (iii) leases of real property below the real property's fair market lease value; and

(C) any single parcel of surplus real property or contiguous parcels of surplus real property that the procurement officer, in consultation with and subject to approval by the Board, deems to be significant for such reasons as shall be determined by them.

(7) “Surplus real property” means real property that is no longer needed by the District in connection with the operation of the District and/or for the performance of its duties, as determined by the procurement officer; except that if the real property is determined to be a significant parcel of real property, then the determination of whether a parcel of District



property is surplus shall be determined by the board upon recommendation of the procurement officer.

(c) Interests in Surplus Real Property that may be Disposed Of. The following interests in real property shall be disposed of in accordance with the provisions of this chapter: (i) fee interests; (ii) easement interests; and (iii) leasehold interests, subject to the provisions set forth in Section III. G.2.(d) below.

(d) Disposal of Surplus Real Property.

(1) Disposition of Surplus Real Property - General. Subject to the conditions set forth herein, the procurement officer shall have discretion over the disposition and manner of disposition of surplus real property in accordance with the best interests of the District and its citizens.

(2) Manner of Disposition. The procurement officer, at his discretion, may dispose of the surplus real property by competitive sealed bids, public auction, or through the use of a real estate broker, leasing agent or other qualified individual authorized by the procurement officer.

(3) Consideration. Dispositions shall not be for less than full and adequate consideration, unless otherwise permitted by applicable law.

(4) Disposition of a Significant Parcel of Surplus Real Property; Other Dispositions. The consideration of any proposed disposition (including lease) of a significant parcel of surplus real property shall require a public hearing, subject to the provisions of Subsection (2)(e) below. Notice of the public hearing shall be published in conformance with applicable law and contain the date, time and place of the hearing, a statement that the purpose of the hearing is to consider the disposition of District surplus real property, and a description of the real property or the interest therein to be disposed of or leased.

(5) Approval of Dispositions – Board; Procurement Officer. The final decision with respect to the disposition of any District surplus real property shall be at the discretion of the Board, and the disposition and terms thereof shall be subject to the Board's final approval.

(6) Authority to Sign. The procurement officer shall have authority to execute all such documents as shall be required to effectuate the disposition of surplus real property subject to the requirements herein

(e) Exceptions to Certain Requirements. The requirements of Subsections (2)(d)(2) and (4) above do not apply in the case of the disposition of surplus real property or any interest therein: (i) to the United States, the State of Utah, a county, a city, a school district, or any special district within the State that has a use for the property; (ii) to an abutting property owner when the procurement officer determines that the particular parcel is probably incapable of being developed independently or when the property can only be put to its highest and best use when aggregated with the abutter's property because of its size, shape, topography, or other restriction; or (iii) to the original grantor of the parcel of real property which is the subject of the

disposition; and the owners identified in Subsections (2)(e)(i) through (iii) above shall be deemed to have a right of first refusal with respect to the acquisition of said surplus real property, as managed by the procurement officer. In the event of disposition under any of the foregoing circumstances, the surplus real property may be disposed of through a negotiated private sale, at the discretion of the procurement officer, subject to approval by the Board.

- D. V.A.2. Small Purchase Thresholds: Small Purchase thresholds are as follows:
- a. The “Individual Procurement Threshold” is a maximum amount of \$2,000 for a procurement item.
  - b. The “Single Procurement Aggregate Threshold” is a maximum of \$10,000 for multiple procurement items purchased from one source at one time; and
  - c. The annual cumulative threshold from the same source is a maximum amount of \$100,000.

E. V.D. Quotes for Small Purchases between \$2,001 and \$50,000

1. From \$2,001 to \$10,000: For procurement items(s) other than architectural and engineering services, other professional or consulting services, or construction, where the cost is greater than \$2,000 up to a maximum of \$10,000, the District will obtain at least two price quotations based on minimum specifications and may purchase the procurement item from the vendor offering the lowest quote or best value that meets the specifications.
2. Above \$10,000 to \$50,000: For such procurement item(s) costing more than \$10,000, up to a maximum of \$50,000, the District will obtain at least two competitive quotes that include minimum specifications and may purchase the procurement item(s) from the responsible vendor offering the lowest quote that meets the specifications.
3. Above \$50,000: For procurement item(s) costing more than \$50,000, the District will conduct an invitation for bids or other procurement process outlined in the Procurement Code.

#### 6.1.6 CAPITALIZATION VERSUS EXPENSE

The purchase of fixed assets for \$10,000 or more will be capitalized and included on the District’s balance sheet. These purchases will include, but are not limited to:

LAND: Including acquisition costs.

**BUILDINGS:** Permanent structures to house persons and property.

**IMPROVEMENTS OTHER THAN BUILDINGS:** Permanent improvements, other than buildings, which add value to the land

**OTHER ASSETS** such as:

- Office Furniture and Equipment.
- Machinery and Equipment.
- Automobiles and Trucks.
- Construction Work in Progress.

The purchase of fixed assets for less than \$10,000 shall be expended from the District's Operation and Maintenance budget.

Other expenditures, for \$10,000 or more, which provide a significant increase in future service potential of a fixed asset shall also be capitalized as part of the existing asset. To meet the criteria for a capital expenditure, the purchase should extend the useful life of an asset, increase the quantity of service provided by an asset, or increase the quality of service provided by an asset.

Capital expenditures may include the following:

- Additions - enlargements, expansions or extensions of existing assets.
- Replacements and Improvements.
- Rearrangement and Relocation.

Expenditures for normal repairs and maintenance shall not be considered capital expenditures.



# OUR OPERATIONS

- Property Tax Timeline
- Resolution 09-26-23.1
- BRIC Agreement
- August 2023 Financial Report
- August 2023 Paid Invoice Report
- Administrative Services Update
- Water Maintenance Update
- Wastewater Maintenance & Fleet Update
- Capital Projects Update
- Engineering Department Update




# Property Tax Timeline

- June 20<sup>th</sup>, 2023 stated intent to raise property taxes \$757k. The rate would increase 13.6%.
- Analysis showed revenue need of \$6.3m
  - \$4.2m applied to estimated outstanding debt payments
  - \$0.8m for fire protection services
  - \$0.8m attributed to public health
  - \$0.5m for other public services
- Salt Lake County Treasury will be mailing out parcel specific notices in October
- District is planning to advertise TNT hearing in newspapers during week of October 31<sup>st</sup> and November 7<sup>th</sup>
- District will hold TNT, Fee increase hearing and budget hearings on November 14<sup>th</sup> at 6:00pm
- Trustees have option to adopt full increase, partial increase or no increase during hearing



# RESOLUTION 09- 26-23.1





## Resolution of the Board of Trustees

### Resolution No. 9-26-23.1

#### INTENT TO CANCEL THE 2023 ELECTION OF ONE TRUSTEE SEAT TO THE BOARD OF THE GRANGER-HUNTER IMPROVEMENT DISTRICT

WHEREAS, the Board of Trustees of the Granger-Hunter Improvement District (“the District”) has provided the required notice of the expiring term of its one trustee;

WHEREAS, the appropriate time and notice has been given for all candidates to file, including the appropriate time for any write-in candidate, for the one at-large seat;

WHEREAS, the number of candidates for the office of trustee, including eligible write-in candidate, does not exceed the number of the open trustee positions for which the candidates have filed;

WHEREAS, there are no other local district ballot propositions;

NOW THEREFORE, BE IT RESOLVED as follows:

1. The Granger-Hunter Improvement District’s 2023 election is hereby cancelled.
2. The remaining trustee candidate is running unopposed.
3. The candidate that is running is considered elected to office whose term starts at noon on January 1, 2024
4. This Resolution shall take effect upon authorized execution.

PASSED, ADOPTED and APPROVED this 26<sup>th</sup> day of September, 2023.

\_\_\_\_\_  
Debra K. Armstrong, Chair of the Board of Trustees

ATTEST:

\_\_\_\_\_  
Austin Ballard, District Clerk





**2022 BRIC  
GRANGER-HUNTER  
IMPROVEMENT  
DISTRICT  
MITIGATION PLAN  
AGREEMENT**





FEMA



- Grant to create a District Hazard Mitigation Plan
- Total Project Cost \$149,998.65
- Federal Cost share of \$112,498.99, also approved for \$7,495.00 in management costs
- GHID Participation is \$37,499.66

Consider approval for management to enter into an agreement with Utah Department of Public Safety Utah Division of Emergency Management and Federal Emergency Management Agency for the 2022 BRIC Granger Hunter Improvement District Mitigation Plan



Department of Public Safety

JESS L. ANDERSON  
Commissioner

State of Utah

SPENCER J. COX  
Governor

DEIDRE M. HENDERSON  
Lieutenant Governor

September 12, 2023

Jason Helm  
General Manager  
2888 South 3600 West  
WVC, Utah 84119

Re: 2022 BRIC Granger Hunter Improvement District Mitigation Plan  
EMD-2022-BR-009-0021

Dear General Manager Helm,

Your project has been approved by the State of Utah, Division of Emergency Management (DEM) and the Federal Emergency Management Agency (FEMA) with a federal share of \$112,498.99, a local share of \$37,499.66 for a total project cost of \$149,998.65. In addition, your project has been approved for \$7,495.00 in management costs at 100% federal share. Total project costs with management costs are \$157,493.65.

Included in this packet are the 76-10 Obligating and Award Document, the Articles of Agreement, and the 85-21 Reimbursement Form. Please review and sign Form 76-10 and the Articles of Agreement and email a copy to DEM. By signing these two documents your agency is agreeing to the scope of work and adhering to the line items and amounts.

Reimbursement Form 85-21 and all supporting documentation are required for all reimbursement requests. It is important to identify expenditures by approved line items in the budget. Please be aware that expenditures outside the scope of work and budget will not be reimbursed without prior approval and amendment to the scope of work.

If you have any questions or concerns regarding the information in this award packet, please contact Alexandra Greer at 385-443-1507 or [agreer@utah.gov](mailto:agreer@utah.gov).

Respectfully,

Kris Hamlet  
Division Director  
Utah DEM



State of Utah

SPENCER J. COX  
Governor

DEIDRE M. HENDERSON  
Lieutenant Governor

Department of Public Safety

JESS L. ANDERSON  
Commissioner

September 12, 2023

Jason Helm  
General Manager  
2888 South 3600 West  
WVC, Utah 84119

Re: 2022 BRIC Granger Hunter Improvement District Mitigation Plan  
EMD-2022-BR-009-0021

Dear General Manager Helm,

In accordance with 2 CFR § 200.331, the State of Utah, Division of Emergency Management acting as the “pass-through entity” must conduct a pre-award risk assessment on all subrecipients. The assessment determines if there is need for additional terms and conditions placed on the subaward and sets the appropriate monitoring.

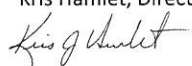
In conducting the assessment, we take into consideration your evaluation form responses, results of previous audits including the Single Audit, if applicable, and we appraise past performance as a subrecipient. Results of this assessment did not warrant additional terms or conditions as part of the grant award. I do encourage you, however, to review the Articles of Agreement to ensure that you understand the requirements associated with this grant.

We look forward to working with you on this project. If you have any questions please contact Alexandria Greer at 385-443-1507 or [agreer@utah.gov](mailto:agreer@utah.gov).

Respectfully,

A handwritten signature in cursive script, appearing to read "Kris Hamlet".

Kris Hamlet  
Division Director  
Utah DEM

UTAH DEPARTMENT OF PUBLIC SAFETY UTAH DIVISION OF EMERGENCY MANAGEMENT OBLIGATING DOCUMENT FOR AWARD/AMENDMENT					FORM 76-10
1. FEDERAL AWARDING AGENCY Federal Emergency Management Agency (FEMA)		2. AGREEMENT NO. EMD-2022-BR-009-0021		4. TYPE OF ACTION <input checked="" type="checkbox"/> AWARD <input type="checkbox"/> AMENDMENT	
6. SUBRECIPIENT GRANGER-HUNTER IMPROVEMENT DISTRICT		7. SUBRECIPIENT UEI KNKAVN81K1P9	8. SUBRECIPIENT ADDRESS 2888 South 3600 West WVC, Utah 84119		5. AMENDMENT NO. N/A
8. NAME OF RECIPIENT PROJECT MANAGER Linda Waters			PHONE NO. 8019552215	9. NAME OF STATE PROJECT COORDINATOR Alexandrea Greer	
10. FEDERAL AWARD DATE August 28, 2023			11. METHOD OF PAYMENT CHECK		
12. DESCRIPTION OF ACTION Creation of a local hazard mitigation plan.					
PROGRAM NAME CFDA #	ACCOUNTING DATA	PRIOR TOTAL AWARD	AMOUNT AWARDED THIS ACTION + OR (-)	CURRENT TOTAL AWARD	PERFORMANCE PERIOD
Building Resilient Infrastructure & Communities (BRIC) 97.047	2022 BRIC GRANT ALLOCATION INCLUDING MANAGEMENT COSTS	\$0.00	\$119,993.99	\$119,993.99	August 24, 2023 thru August 23, 2026
13. SUBRECIPIENT IS REQUIRED TO SIGN AND RETURN A COPY OF THIS DOCUMENT TO THE STATE OFFICE IDENTIFIED IN BLOCK 7. <input checked="" type="checkbox"/> Yes <input type="checkbox"/> No					
14. IS THIS AWARD R&D? <input type="checkbox"/> Yes <input checked="" type="checkbox"/> No		15. INDIRECT COST RATE FOR THE FEDERAL AWARD: if indirect costs are part of this subaward, they are included in the approved cost estimate.			
16. SUBRECIPIENT SIGNATORY OFFICIAL (Name and Title):			Austin Ballard, Controller		DATE
17. STATE SIGNATORY OFFICIAL (Name and Title):			Kris Hamlet, Director 		DATE 09/12/2023

**Fiscal Year 2022**  
**Building Resilient Infrastructure & Communities Grant**  
**Articles of Agreement**

***2022 BRIC Granger Hunter Improvement District Mitigation Plan***  
***EMD-2022-BR-009-0021***

CFDA# 97.047    Performance Period: 8/24/2023 – 8/23/2026

In order to receive funding, this document titled, "Articles of Agreement", must be signed by an authorized representative from your agency. By signing the document, the agency is providing certification to the following:

1. The named jurisdiction is not currently identified on the Federal Government's List of those who have been Suspended and/or Debarred (Ineligible to receive federal funding). Additionally, the named jurisdiction must ensure that any vendor from whom they procure equipment or services is not currently identified on the Federal Government's List of those who have been Suspended and/or Debarred.
2. The named jurisdiction will comply with Federal audit requirements, as identified in 2 CFR 200 Subpart F (Single audit requirements) and [Build America. Buy America Act \(BABAA\)](#).
3. The named jurisdiction will comply with all deadlines, reporting requirements, and documentation requests identified by the Utah Division of Emergency Management (DEM), the State Administrative Agency (SAA) and FEMA. Quarterly reports must be submitted to DEM no later than the third Friday of the month following the end of the quarter (January, April, July, and October).
4. The named jurisdiction agrees to purchase only those items that have been identified with approved line item numbers, and to perform only work per the scope of work. Any changes to the original scope of work must be requested by the named jurisdiction, in writing, and must be approved by DEM prior to the procurement of those newly requested items. Any unauthorized purchases or changes will not be eligible and the named agency will be fully responsible for those costs.
5. The named jurisdiction is subject to monitoring visits of all grant related activities. This shall include, but not limited to, the right to make site inspections at any time, to bring experts and consultants on site to examine or evaluate completed work or work in progress and to observe all of the named jurisdiction personnel in every phase of performance of grant related work.
6. The named jurisdiction must comply with all environmental conditions placed on the project. Any change to the approved project scope of work will require re-evaluation for compliance with these requirements. If ground disturbing activities occur during project implementation, the named jurisdiction must ensure monitoring of ground disturbance, and if any potential archeological resources are discovered, they will immediately cease construction in that area and notify FEMA and the appropriate State Historic Preservation Office. Any construction activities that have been initiated without the necessary EHP review and approval will result in a non-compliance finding and will not be eligible for FEMA funding.

I, \_\_\_\_\_, \_\_\_\_\_, certify that my agency will comply with the articles  
(Authorized Agency Representative)  
of agreement presented on this document and agree to adhere to the approved line items that have been identified on page two (2) of this same document.

Signature of Authorized Agency Representative

Date



# FY 2022 BRIC Grant Articles of Agreement

## 2022 BRIC Granger Hunter Improvement District Mitigation Plan EMD-2022-BR-009-0021

Cost type: Cost estimate

\$149,998.65

Cost estimate is the line item(s) budget to support the scope of work for the execution and completion of the project. Be sure to include the cost associated with revisions/formal adoption. To add a line item, please click on the Add an item button. Click anywhere within each row or the arrow to edit or delete the line item(s).

### Cost Items

▶ Item: Consultant Services - Expenses	\$784.40
▶ Item: Consultant Services Element A Planning Process	\$26,945.88
▶ Item: Consultant Services Element D Plan Review & Adopt	\$45,170.25
▶ Item: Consultant Services Element C Mitigation Strategy	\$26,209.06
▶ Item: Consultant Services Element B Risk Assessment	\$60,889.06

Project Amount w/o Management Costs:  
**Federal Share: \$112,498.99 (75%)**  
**Non-federal Share: \$37,499.66 (25%)**  
**Total: \$149,998.65**

### Management Costs:

Cost type: Management cost

\$7,495.00

Management cost (optional) is the line item(s) to support the scope of work for the execution and completion of the project. Be sure to include the cost associated with managing the project/initiative/activity. To add a line item, please click on the Add an item button. Click anywhere within each row or the arrow to edit or delete the line item(s). Management cost is optional. However, if you want to include Management cost to your budget, you must add at least one item greater than \$0 under the Management cost.

### Cost Items

▶ Item: Salaries	\$7,495.00
------------------	------------

**Management Costs:**  
\$7,495.00 – 100% Federal Share

**Total Project Costs (including Management Costs):**  
\$157,493.65

The Performance Period for this grant project is 8/24/2023 – 8/23/2026.




## **FY 2022 BRIC Grant Articles of Agreement**

Granger-Hunter Improvement District is responsible to:

- Document all costs
- Follow DEM reimbursement procedures to obtain reimbursement for completed work.
- Itemize costs on Form 85-21 (Requests for Reimbursement) using the approved line items above.
- Follow the approved scope of work and budget narrative.



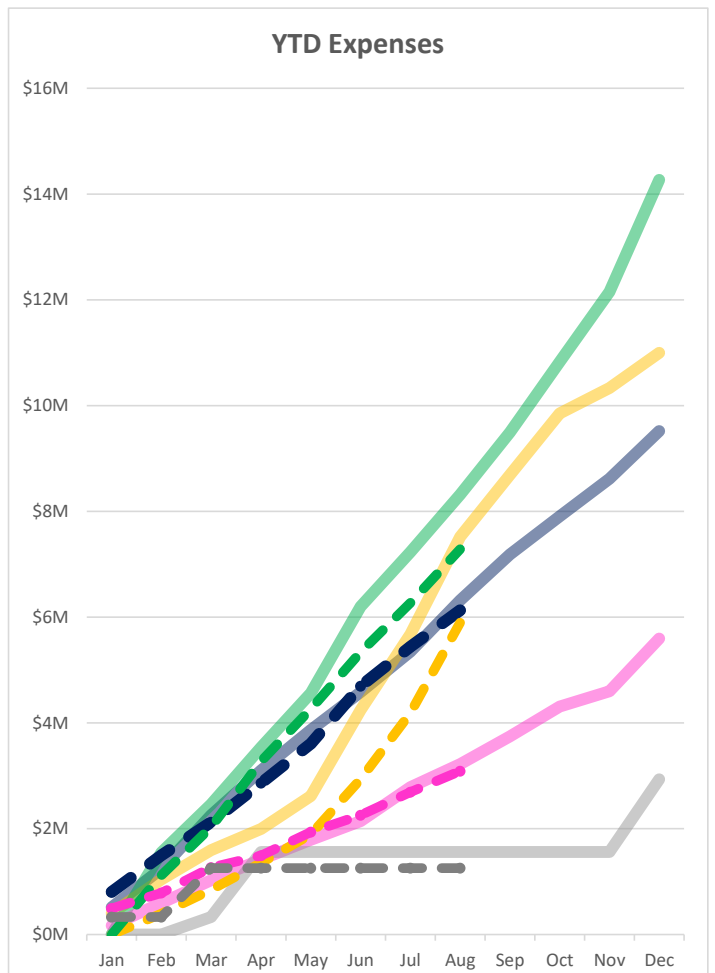
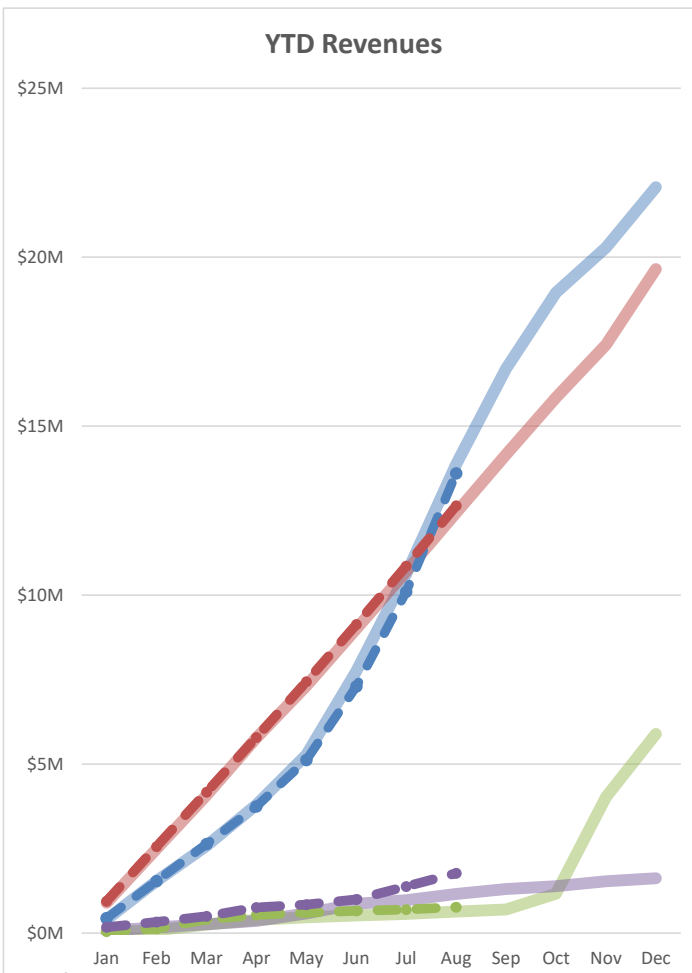
# AUGUST 2023 FINANCIAL REPORT





UNAUDITED STATEMENT

	Key	Aug 2023	YTD 2023	Budget 2023	% of Budget
<b>REVENUES</b>					
Water Sales		\$ 3,503,097	\$ 13,605,847	\$ 22,073,000	61.6%
Sewer Service Charges		1,787,699	12,645,045	19,649,000	64.4%
Property Taxes		75,578	770,520	5,894,660	13.1%
Other		392,454	1,771,441	1,623,000	109.1%
<b>Total Revenue</b>		<u>5,758,828</u>	<u>28,792,853</u>	<u>49,239,660</u>	<b>58.5%</b>
<b>EXPENSES</b>					
Payroll and Benefits		687,902	6,130,025	9,518,441	64.4%
Water Purchases		1,709,814	5,895,095	10,997,903	53.6%
Central Valley		1,014,351	7,284,133	14,267,836	51.1%
O&M & Admin		396,235	2,980,645	5,595,810	53.3%
Debt Service		-	1,364,282	2,934,538	46.5%
<b>Total Expenses</b>		<u>3,808,302</u>	<u>23,654,180</u>	<u>43,314,528</u>	<b>54.6%</b>
<b>CAPITAL</b>					
Infrastructure		1,627,262	13,474,951	43,872,000	30.7%
Vehicles & Equipment		68,669	210,292	1,498,150	14.0%
<b>Total Capital</b>		<u>1,695,931</u>	<u>13,685,243</u>	<u>45,370,150</u>	<b>30.2%</b>
<b>NET REVENUES</b>		<u>\$ 254,595</u>	<u>\$ (8,546,570)</u>	<u>\$ (39,445,018)</u>	<b>21.7%</b>
Add back Infrastructure		1,627,262	13,474,951	43,872,000	30.7%
<b>ADJ NET REVENUES</b>		<u>\$ 1,881,857</u>	<u>\$ 4,928,381</u>	<u>\$ 4,426,982</u>	<b>111.3%</b>





REVENUES - UNAUDITED

	Aug 2022	YTD 2022	Amended Budget 2022	% of Budget	Aug 2023	YTD 2023	Budget 2023	% of Budget
<b>REVENUES</b>								
<b>Operating Revenues:</b>								
Water Sales	\$ 2,839,952	\$ 11,644,538	\$ 21,276,000	54.7%	\$ 3,503,097	\$ 13,605,847	\$ 22,073,000	61.6%
Sewer Service Charges	1,174,239	8,059,722	13,779,000	58.5%	1,258,039	8,437,239	13,439,000	62.8%
Central Valley Assessmt	227,079	1,812,210	2,700,000	67.1%	529,660	4,207,806	6,210,000	67.8%
Engineering Fees	14,175	81,445	7,000	1163.5%	6,150	33,175	125,000	26.5%
Connection fees	10,498	52,596	40,000	131.5%	1,696	10,850	82,000	13.2%
Inspection	15,821	94,411	55,000	171.7%	5,750	48,209	85,000	56.7%
Delinquent/Turn-on Fees	7,012	38,877	35,000	111.1%	6,195	45,810	60,000	76.4%
Waterwise Customer Revenue	-	-	-	0.0%	-	985	-	0.0%
Grant/Loan Forgive Revenue	-	-	-	0.0%	3,265	3,265	-	0.0%
Conservation Grant	-	48,626	51,000	95.3%	-	65,393	51,000	128.2%
<b>Total Operating Revenue</b>	<b>4,288,776</b>	<b>21,832,425</b>	<b>37,943,000</b>	<b>57.5%</b>	<b>5,313,852</b>	<b>26,458,579</b>	<b>42,125,000</b>	<b>62.8%</b>
<b>Property Tax Revenue:</b>								
Property Tax	19,061	65,720	4,974,000	1.3%	20,410	107,669	5,023,740	2.1%
Motor Vehicle	37,565	144,177	260,000	55.5%	32,539	191,353	225,000	85.0%
Personal Property	12,611	298,245	392,000	76.1%	20,139	358,158	395,920	90.5%
Delinquent Tax/Interest	20,330	54,433	80,000	68.0%	2,490	113,340	80,000	141.7%
Tax Increment for RDA	-	-	170,000	0.0%	-	-	170,000	0.0%
<b>Total Property Tax Revenue</b>	<b>89,567</b>	<b>562,575</b>	<b>5,876,000</b>	<b>9.6%</b>	<b>75,578</b>	<b>770,520</b>	<b>5,894,660</b>	<b>13.1%</b>
<b>Non-operating Revenue:</b>								
Impact Fees - Water	171,158	950,496	500,000	190.1%	33,954	423,497	500,000	84.7%
Impact Fees - Sewer	94,977	566,387	275,000	206.0%	10,416	136,253	275,000	49.5%
Interest	50,290	163,027	125,000	130.4%	312,490	887,275	200,000	443.6%
Sale of Surplus Equipment	-	146,364	40,000	365.9%	-	26,310	120,000	21.9%
Other	6,626	85,616	120,000	71.3%	12,538	90,419	125,000	72.3%
<b>Total Non-operating Revenue</b>	<b>323,051</b>	<b>1,911,890</b>	<b>1,060,000</b>	<b>180.4%</b>	<b>369,398</b>	<b>1,563,754</b>	<b>1,220,000</b>	<b>128.2%</b>
<b>Total Revenues</b>	<b>\$ 4,701,394</b>	<b>\$ 24,306,890</b>	<b>\$ 44,879,000</b>	<b>54.2%</b>	<b>\$ 5,758,828</b>	<b>\$ 28,792,853</b>	<b>\$ 49,239,660</b>	<b>58.5%</b>

Percent of Year Completed: 66.67%



## EXPENSES - UNAUDITED

	Aug 2022	YTD 2022	Amended Budget 2022	% of Budget	Aug 2023	YTD 2023	Budget 2023	% of Budget
<b>EXPENSES</b>								
<b>Payroll Wages:</b>								
Salaries & Wages	\$ 653,010	3,345,970	\$ 5,175,735	64.6%	\$ 436,381	3,596,580	\$ 5,599,352	64.2%
Overtime Wages	8,918	53,084	150,000	35.4%	14,694	91,554	98,000	93.4%
On-call Pay	7,920	45,311	71,280	63.6%	9,430	66,208	70,000	94.6%
Incentive Pay	-	6,714	4,000	167.9%	-	1,000	6,000	16.7%
Vehicle Allowance	831	4,747	7,200	65.9%	554	4,727	7,200	65.7%
Clothing Allowance	-	-	40,000	0.0%	-	19,800	21,175	93.5%
Other/OPEB	19,800	19,800	21,450	92.3%	-	-	14,000	0.0%
<i>Total Payroll Wages</i>	<u>690,479</u>	<u>3,475,626</u>	<u>5,469,665</u>	<u>63.5%</u>	<u>461,059</u>	<u>3,779,869</u>	<u>5,815,727</u>	<u>65.0%</u>
<b>Payroll Benefits:</b>								
State Retirement Plan	113,328	598,038	990,339	60.4%	77,783	632,959	988,579	64.0%
401K Plan	71,310	389,212	627,040	62.1%	53,220	436,286	645,031	67.6%
Health/Dental Insurance	231,486	1,386,253	1,825,000	76.0%	77,129	1,155,678	1,900,296	60.8%
Medicare	9,837	49,507	76,367	64.8%	6,578	53,872	82,508	65.3%
Workers Compensation Ins	-	28,961	40,000	72.4%	6,384	33,773	30,000	112.6%
Life/LTD/LTC Insurance	5,571	30,591	68,400	44.7%	1,854	30,202	51,300	58.9%
State Unemployment	-	-	5,000	0.0%	3,895	7,386	5,000	147.7%
<i>Total Payroll Benefits</i>	<u>431,532</u>	<u>2,482,562</u>	<u>3,632,146</u>	<u>68.3%</u>	<u>226,843</u>	<u>2,350,156</u>	<u>3,702,714</u>	<u>63.5%</u>
<b>Operations &amp; Maintenance:</b>								
Repair & Replacement	32,337	404,357	1,169,300	34.6%	92,373	794,306	1,329,175	59.8%
Building & Grounds	6,057	44,536	79,450	56.1%	4,221	76,741	142,550	53.8%
Vehicle Maint & Fuel	37,665	237,248	346,390	68.5%	5,599	68,364	226,600	30.2%
Vehicle Lease	10,337	83,293	118,000	70.6%	7,791	66,678	88,000	75.8%
Tools & Supplies	5,377	56,493	67,957	83.1%	5,851	54,923	89,400	61.4%
Water Purchases	1,676,837	6,451,257	10,824,567	59.6%	1,709,814	5,895,095	10,997,903	53.6%
Treatment Chemicals	3,821	10,866	33,500	32.4%	4,640	26,785	40,500	66.1%
Water Lab Testing Fees	5,006	15,504	74,500	20.8%	17,156	37,207	56,500	65.9%
Utilities	105,753	344,462	923,900	37.3%	111,333	391,397	923,900	42.4%
<i>Total O&amp;M</i>	<u>1,883,190</u>	<u>7,648,016</u>	<u>13,637,564</u>	<u>56.1%</u>	<u>1,958,778</u>	<u>7,411,496</u>	<u>13,894,528</u>	<u>53.3%</u>
<b>CVWRF:</b>								
Facility Operations	409,872	2,761,968	5,546,334	49.8%	457,456	3,132,931	5,882,792	53.3%
Project Betterments	84,979	604,499	1,660,415	36.4%	11,826	388,948	1,742,196	22.3%
Pre-treatment Field	23,449	188,546	363,160	51.9%	21,045	184,774	343,127	53.9%
Laboratory	17,457	141,565	274,019	51.7%	19,685	163,857	290,957	56.3%
CVW Debt Service	504,378	3,094,652	6,522,160	47.4%	504,339	3,413,623	6,008,764	56.8%
<i>Total CVWRF</i>	<u>\$ 1,040,135</u>	<u>6,791,230</u>	<u>\$ 14,366,088</u>	<u>47.3%</u>	<u>\$ 1,014,351</u>	<u>7,284,133</u>	<u>\$ 14,267,836</u>	<u>51.1%</u>





EXPENSES - UNAUDITED

	Aug 2022	YTD 2022	Budget 2022	% of Budget	Aug 2023	YTD 2023	Budget 2023	% of Budget
<b>General &amp; Administrative:</b>								
Office Supplies/Printing	\$ 1,570	8,392	\$ 24,210	34.7%	\$ 1,012	7,095	\$ 24,470	29.0%
Postage & Mailing	13,738	87,852	155,775	56.4%	13,098	91,902	167,500	54.9%
General Administrative	1,254	19,643	76,660	25.6%	15,904	47,694	156,982	30.4%
Computer Supplies	79,869	259,627	473,660	54.8%	13,262	234,796	464,271	50.6%
General Insurance	(1,114)	295,077	394,830	74.7%	3,537	318,577	480,273	66.3%
Utilities	8,542	57,567	87,288	66.0%	6,661	61,771	87,288	70.8%
Telephone	9,967	68,035	127,200	53.5%	8,300	77,357	134,300	57.6%
Training & Education	4,311	53,597	102,500	52.3%	7,248	66,253	100,700	65.8%
Safety	8,611	22,302	51,425	43.4%	7,652	43,189	68,025	63.5%
Legal fees	2,162	26,062	53,000	49.2%	1,476	19,840	48,000	41.3%
Auditing Fees	-	12,000	12,000	100.0%	-	12,000	12,000	100.0%
Professional Consulting	28,674	139,300	156,500	89.0%	25,284	67,271	179,296	37.5%
Public Relations/Conservation	-	81,520	87,500	93.2%	-	84,126	87,500	96.1%
Banking & Bonding	31,645	222,554	337,280	66.0%	36,910	237,071	353,580	67.0%
Payments to Other Gov't Agencies	13,306	118,647	171,000	69.4%	6,927	95,302	155,000	61.5%
Admin Contingency	-	-	180,000	0.0%	-	-	180,000	0.0%
<i>Total General Administrative</i>	<u>202,535</u>	<u>1,472,175</u>	<u>2,490,828</u>	<u>59.1%</u>	<u>147,271</u>	<u>1,464,244</u>	<u>2,699,185</u>	<u>54.2%</u>
<b>Total Operating Expenses</b>	<u>4,247,871</u>	<u>21,869,609</u>	<u>39,596,291</u>	<u>55.2%</u>	<u>3,808,302</u>	<u>22,289,898</u>	<u>40,379,990</u>	<u>55.2%</u>
<b>Net Operating Revenues</b>	<u>453,523</u>	<u>2,437,281</u>	<u>5,282,709</u>	<u>46.1%</u>	<u>1,950,526</u>	<u>6,502,955</u>	<u>8,859,670</u>	<u>73.4%</u>
<b>Indirect Operating Expenses:</b>								
Depreciation	653,465	5,239,709	8,250,000	63.5%	1,317,991	5,270,114	8,500,000	62.0%
RDA Pass-Through	-	-	170,000	0.0%	-	-	170,000	0.0%
<i>Total Indirect Operating Exp</i>	<u>653,465</u>	<u>5,239,709</u>	<u>8,420,000</u>	<u>62.2%</u>	<u>1,317,991</u>	<u>5,270,114</u>	<u>8,670,000</u>	<u>60.8%</u>
<b>Capital</b>								
Infrastructure	2,136,543	9,540,041	36,358,000	26.2%	1,627,262	13,474,951	43,872,000	30.7%
Vehicles & Equipment	40,656	495,489	681,660	72.7%	68,669	210,292	1,498,150	14.0%
<i>Total Equipment</i>	<u>2,177,199</u>	<u>10,035,530</u>	<u>37,039,660</u>	<u>27.1%</u>	<u>1,695,931</u>	<u>13,685,243</u>	<u>45,370,150</u>	<u>30.2%</u>
<b>Debt Service:</b>								
Bond Interest and Fees	-	35,710	703,278	5.1%	-	155,282	1,725,538	9.0%
Bond Principal Pmt ('21 Bond)	-	321,000	321,000	100.0%	-	323,000	323,000	100.0%
Bond Principal Pmt ('19 Bond)	-	753,000	753,000	100.0%	-	886,000	886,000	100.0%
<i>Total Debt Service</i>	<u>-</u>	<u>1,109,710</u>	<u>1,777,278</u>	<u>62.4%</u>	<u>-</u>	<u>1,364,282</u>	<u>2,934,538</u>	<u>46.5%</u>
<b>Total Equip &amp; Debt Service</b>	<u>2,177,199</u>	<u>11,145,240</u>	<u>38,816,938</u>	<u>28.7%</u>	<u>1,695,931</u>	<u>15,049,525</u>	<u>48,304,688</u>	<u>31.2%</u>
<b>Net Revenues</b>	<u>(2,377,141)</u>	<u>(13,947,668)</u>	<u>(41,954,229)</u>	<u>33.2%</u>	<u>(1,063,396)</u>	<u>(13,816,684)</u>	<u>(48,115,018)</u>	<u>28.7%</u>
Add back Depreciation	653,465	5,239,709	8,250,000	63.5%	1,317,991	5,270,114	8,500,000	62.0%
Add back Infrastructure	2,136,543	9,540,041	36,358,000	26.2%	1,627,262	13,474,951	43,872,000	30.7%
<b>Adjusted Net Revenues</b>	<u>\$ 412,867</u>	<u>832,082</u>	<u>\$ 2,653,771</u>	<u>31.4%</u>	<u>\$ 1,881,857</u>	<u>4,928,381</u>	<u>\$ 4,256,982</u>	<u>115.8%</u>



# **AUGUST 2023 PAID INVOICE REPORT**





# Paid Check Report By Vendor Name

Payment Dates 8/1/2023 - 8/31/2023

Vendor Name	Payment Date	Payment Number	Description (Item)	Account Number	Account Name	Amount
<b>Vendor: 1064 - ACE RECYCLING &amp; DISPOSAL</b>						
ACE RECYCLING & DISPOSAL	08/09/2023	127023	AUG 2023 RECYCLING	01-130-510220	BUILDINGS & GROUNDS - CU...	216.16
<b>Vendor 1064 - ACE RECYCLING &amp; DISPOSAL Total:</b>						<b>216.16</b>
<b>Vendor: 5222 - ACME CONSTRUCTION</b>						
ACME CONSTRUCTION	08/30/2023	127146	ACME CONSTRUCTION/FIRE ...	01-000-430990	MISC INCOME	98.71
<b>Vendor 5222 - ACME CONSTRUCTION Total:</b>						<b>98.71</b>
<b>Vendor: 1106 - AFLAC GROUP INSURANCE</b>						
AFLAC GROUP INSURANCE	08/30/2023	127108	AFLAC GROUP INS AFTER TAX	01-000-220500	HEALTH INSURANCE PAYABLE	28.73
AFLAC GROUP INSURANCE	08/30/2023	127108	AFLAC GROUP INS PRE TAX	01-000-220500	HEALTH INSURANCE PAYABLE	39.91
AFLAC GROUP INSURANCE	08/30/2023	127108	AFLAC GROUP INS AFTER TAX	01-000-220500	HEALTH INSURANCE PAYABLE	28.73
AFLAC GROUP INSURANCE	08/30/2023	127108	AFLAC GROUP INS PRE TAX	01-000-220500	HEALTH INSURANCE PAYABLE	39.91
<b>Vendor 1106 - AFLAC GROUP INSURANCE Total:</b>						<b>137.28</b>
<b>Vendor: 1142 - ALLIANZ CONSULTING SOLUTIONS, LLC</b>						
ALLIANZ CONSULTING SOLUT...	08/23/2023	127070	JUL 23 CC FEE REDUC SRVCS	01-110-510540	BANKING & BONDING EXPEN...	437.20
<b>Vendor 1142 - ALLIANZ CONSULTING SOLUTIONS, LLC Total:</b>						<b>437.20</b>
<b>Vendor: 1210 - AMERICAN EXPRESS</b>						
AMERICAN EXPRESS	08/09/2023	127024	JUL 2023 PURCHASES	01-000-210150	AMEX/MC PAYABLE	30,405.00
AMERICAN EXPRESS	08/09/2023	127024	WEF/REGISTRATION WEFTEC...	01-105-510480	TRAINING & EDUCATION - B...	815.00
AMERICAN EXPRESS	08/09/2023	127024	DEQ/WW OP CERT RENEW-1...	01-110-510430	GENERAL ADMINISTRATIVE	500.00
AMERICAN EXPRESS	08/09/2023	127024	SILVER MOON TAQUERIA/DE...	01-110-510430	GENERAL ADMINISTRATIVE	350.00
AMERICAN EXPRESS	08/09/2023	127024	SL CO PARKS/EMPLOYEE APP...	01-110-510430	GENERAL ADMINISTRATIVE	126.50
AMERICAN EXPRESS	08/09/2023	127024	AMZN/EMPLOYEE APPRECIAT...	01-110-510430	GENERAL ADMINISTRATIVE	23.98
AMERICAN EXPRESS	08/09/2023	127024	DEQ/WW OP CERT RENEW	01-110-510430	GENERAL ADMINISTRATIVE	50.00
AMERICAN EXPRESS	08/09/2023	127024	CAFE RIO/WEBINAR LUNCH ...	01-110-510430	GENERAL ADMINISTRATIVE	23.78
AMERICAN EXPRESS	08/09/2023	127024	AWWA/REGISTRATION-2023...	01-110-510480	TRAINING & EDUCATION - M...	1,275.00
AMERICAN EXPRESS	08/09/2023	127024	AWWA/REGISTRATION-2023...	01-120-510480	TRAINING & EDUCATION - HR	525.00
AMERICAN EXPRESS	08/09/2023	127024	AMZN/FILE FOLDERS	01-130-510410	OFFICE SUPPLIES/PRINTING	32.14
AMERICAN EXPRESS	08/09/2023	127024	ODP BUSINESS/COPY PAPER	01-130-510410	OFFICE SUPPLIES/PRINTING	242.46
AMERICAN EXPRESS	08/09/2023	127024	AMZN/MAILING LABELS	01-130-510410	OFFICE SUPPLIES/PRINTING	29.44
AMERICAN EXPRESS	08/09/2023	127024	ZAZZLE/EMP ID CARD	01-130-510410	OFFICE SUPPLIES/PRINTING	13.50
AMERICAN EXPRESS	08/09/2023	127024	AMZN/WRIST REST	01-130-510410	OFFICE SUPPLIES/PRINTING	25.77
AMERICAN EXPRESS	08/09/2023	127024	AMZN/SHARPIE MARKERS	01-130-510410	OFFICE SUPPLIES/PRINTING	21.99
AMERICAN EXPRESS	08/09/2023	127024	AMZN/OFFICE SUPPLIES	01-130-510410	OFFICE SUPPLIES/PRINTING	105.64
AMERICAN EXPRESS	08/09/2023	127024	AMZN/FILE FOLDERS	01-130-510410	OFFICE SUPPLIES/PRINTING	26.99
AMERICAN EXPRESS	08/09/2023	127024	AMZN/BATTERIES	01-130-510410	OFFICE SUPPLIES/PRINTING	34.34
AMERICAN EXPRESS	08/09/2023	127024	AWWA/REGISTRATION-2023...	01-220-510480	TRAINING & EDUCATION - W...	425.00

Ferguson	\$ 8,215.44	30,405.00
Clyde Snow	\$ 8,126.00	815.00
Magna Wtr	\$ 6,927.18	500.00
Ready Made	\$ 2,295.25	126.50
Verizon	\$ 2,070.97	23.98
Other	\$ 2,770.16	50.00



**Paid Check Report**

**Payment Dates: 8/1/2023 - 8/31/2023**

Vendor Name	Payment Date	Payment Number	Description (Item)	Account Number	Account Name	Amount
AMERICAN EXPRESS	08/09/2023	127024	AGC UT/REGISTRATION-TRAF...	01-220-510480	TRAINING & EDUCATION - W...	645.00
AMERICAN EXPRESS	08/09/2023	127024	WVC PT/APP CODE 241475	01-220-520210	REPAIR SUPPLIES - WTR R&R	200.00
AMERICAN EXPRESS	08/09/2023	127024	WVC PT/APP CODE 298733	01-220-520210	REPAIR SUPPLIES - WTR R&R	200.00
AMERICAN EXPRESS	08/09/2023	127024	WVC PT/APP CODE 288033	01-220-520210	REPAIR SUPPLIES - WTR R&R	200.00
AMERICAN EXPRESS	08/09/2023	127024	WVC PT/APP CODE 244039	01-220-520210	REPAIR SUPPLIES - WTR R&R	200.00
AMERICAN EXPRESS	08/09/2023	127024	WVC PT/APP CODE 279772	01-220-520210	REPAIR SUPPLIES - WTR R&R	100.00
AMERICAN EXPRESS	08/09/2023	127024	WVC PT/APP CODE 238740	01-220-520210	REPAIR SUPPLIES - WTR R&R	100.00
AMERICAN EXPRESS	08/09/2023	127024	AGC UT/REGISTRATION-TRAF...	01-230-510480	TRAINING & EDUCATION - W...	430.00
AMERICAN EXPRESS	08/09/2023	127024	AMZN/SDS STICKERS	01-231-530270	WATER TESTING FEES	23.98
AMERICAN EXPRESS	08/09/2023	127024	WEAU/PRETREATMENT TRN...	01-240-510480	TRAINING & EDUCATION - ...	45.00
AMERICAN EXPRESS	08/09/2023	127024	WEAU/PRETREATMENT TRN...	01-240-510480	TRAINING & EDUCATION - ...	45.00
AMERICAN EXPRESS	08/09/2023	127024	WEAU/LAB 101 TRNG-EMP #...	01-240-510480	TRAINING & EDUCATION - ...	45.00
AMERICAN EXPRESS	08/09/2023	127024	WEAU/LAB 101 TRNG-EMP #...	01-240-510480	TRAINING & EDUCATION - ...	45.00
AMERICAN EXPRESS	08/09/2023	127024	AWWA/REGISTRATION-2023...	01-340-510480	TRAINING & EDUCATION - E...	525.00
AMERICAN EXPRESS	08/09/2023	127024	AWWA/REGISTRATION-2023...	01-340-510480	TRAINING & EDUCATION - E...	425.00
AMERICAN EXPRESS	08/09/2023	127024	LONG BLDG TECH/FAN REPL...	01-350-520210	REPAIR SUPPLIES - OPERATOR	2,950.66
AMERICAN EXPRESS	08/09/2023	127024	AMZN/MOTOR PULLEY	01-350-520210	REPAIR SUPPLIES - OPERATOR	39.95
AMERICAN EXPRESS	08/09/2023	127024	LONG BLDG TECH/REFUND F...	01-350-520210	REPAIR SUPPLIES - OPERATOR	-509.20
AMERICAN EXPRESS	08/09/2023	127024	AMZN/COMPUTER SUPPLIES	01-360-510440	COMPUTER SUPPLIES/EQUI...	74.18
AMERICAN EXPRESS	08/09/2023	127024	ZOOM/ONLINE MTGS	01-360-510440	COMPUTER SUPPLIES/EQUI...	199.90
AMERICAN EXPRESS	08/09/2023	127024	AMZN/LAPTOP CHARGERS	01-360-510440	COMPUTER SUPPLIES/EQUI...	68.48
<b>Vendor 1210 - AMERICAN EXPRESS Total:</b>						<b>41,104.48</b>
<b>Vendor: 5132 - APA BENEFITS, INC.</b>						
APA BENEFITS, INC.	08/23/2023	127101	JUL 2023 COBRA SERVICING	01-110-510520	PROFESSIONAL CONSULTING ..	53.20
<b>Vendor 5132 - APA BENEFITS, INC. Total:</b>						<b>53.20</b>
<b>Vendor: 1087 - APCO INC</b>						
APCO INC	08/23/2023	127069	SCADA troubleshooting	01-340-520920	INFRASTRUCTURE PURCHAS...	9,146.60
<b>Vendor 1087 - APCO INC Total:</b>						<b>9,146.60</b>
<b>Vendor: 1267 - APELLO</b>						
APELLO	08/09/2023	DFT0000792	AUG 2023 ANSWERING SERV...	01-360-510470	TELEPHONE	554.00
<b>Vendor 1267 - APELLO Total:</b>						<b>554.00</b>
<b>Vendor: 1268.1 - APPLICANTPRO</b>						
APPLICANTPRO	08/23/2023	127071	AUG 2023 APPLICATION PRO...	01-110-510430	GENERAL ADMINISTRATIVE	186.00
APPLICANTPRO	08/23/2023	127071	SEP 2023 APPLICANT PROCE...	01-110-510430	GENERAL ADMINISTRATIVE	186.00
<b>Vendor 1268.1 - APPLICANTPRO Total:</b>						<b>372.00</b>
<b>Vendor: 1295 - ARIES INDUSTRIES, INC.</b>						
ARIES INDUSTRIES, INC.	08/30/2023	127109	Pathfinder XL TR3400 Repair	01-240-520240	TOOLS & SUPPLIES - WW MA...	979.19
<b>Vendor 1295 - ARIES INDUSTRIES, INC. Total:</b>						<b>979.19</b>
<b>Vendor: 1306 - ASAP AUTO PARTS WAREHOUSE</b>						
ASAP AUTO PARTS WAREHO...	08/17/2023	127049	UNIT #50/TIE ROD END	01-260-520210	REPAIR SUPPLIES - BLD/FLT ...	-69.35
ASAP AUTO PARTS WAREHO...	08/17/2023	127049	UNIT #50/TIE ROD END	01-260-520210	REPAIR SUPPLIES - BLD/FLT ...	-100.45
ASAP AUTO PARTS WAREHO...	08/17/2023	127049	UNIT #50/TIE ROD END	01-260-520210	REPAIR SUPPLIES - BLD/FLT ...	-69.35

**Paid Check Report**

**Payment Dates: 8/1/2023 - 8/31/2023**

Vendor Name	Payment Date	Payment Number	Description (Item)	Account Number	Account Name	Amount
ASAP AUTO PARTS WAREHO...	08/17/2023	127049	UNIT #50/TIE ROD END	01-260-520210	REPAIR SUPPLIES - BLD/FLT ...	-100.45
ASAP AUTO PARTS WAREHO...	08/17/2023	127049	UNIT #3/PLUG, VALVE	01-260-520210	REPAIR SUPPLIES - BLD/FLT ...	31.51
ASAP AUTO PARTS WAREHO...	08/17/2023	127049	UNIT #3/STARTER FLUID, VA...	01-260-520210	REPAIR SUPPLIES - BLD/FLT ...	63.00
ASAP AUTO PARTS WAREHO...	08/17/2023	127049	UNIT #3/MOTOR TREATMENT	01-260-520210	REPAIR SUPPLIES - BLD/FLT ...	9.61
ASAP AUTO PARTS WAREHO...	08/17/2023	127049	SHOP/LUBRICANT	01-260-520210	REPAIR SUPPLIES - BLD/FLT ...	14.62
ASAP AUTO PARTS WAREHO...	08/17/2023	127049	UNIT #33/CABIN FILTER	01-260-520210	REPAIR SUPPLIES - BLD/FLT ...	8.64
ASAP AUTO PARTS WAREHO...	08/17/2023	127049	UNIT #60/FILTERS	01-260-520210	REPAIR SUPPLIES - BLD/FLT ...	31.92
ASAP AUTO PARTS WAREHO...	08/17/2023	127049	UNIT #60/STRUTS	01-260-520210	REPAIR SUPPLIES - BLD/FLT ...	261.14
ASAP AUTO PARTS WAREHO...	08/17/2023	127049	UNIT #39/FILTERS, BULB	01-260-520210	REPAIR SUPPLIES - BLD/FLT ...	13.25
ASAP AUTO PARTS WAREHO...	08/17/2023	127049	SHOP/THREADLOCK	01-260-520210	REPAIR SUPPLIES - BLD/FLT ...	31.22
ASAP AUTO PARTS WAREHO...	08/17/2023	127049	UNIT #24/LUBRICANTS	01-260-520210	REPAIR SUPPLIES - BLD/FLT ...	32.12
ASAP AUTO PARTS WAREHO...	08/17/2023	127049	UNIT #32, #37/FILTERS	01-260-520210	REPAIR SUPPLIES - BLD/FLT ...	57.82
ASAP AUTO PARTS WAREHO...	08/17/2023	127049	UNIT #50/FILTERS	01-260-520210	REPAIR SUPPLIES - BLD/FLT ...	10.05
ASAP AUTO PARTS WAREHO...	08/17/2023	127049	UNIT #50/TIE ROD END	01-260-520210	REPAIR SUPPLIES - BLD/FLT ...	100.45
ASAP AUTO PARTS WAREHO...	08/17/2023	127049	UNIT #50/TIE ROD END	01-260-520210	REPAIR SUPPLIES - BLD/FLT ...	69.35
ASAP AUTO PARTS WAREHO...	08/17/2023	127049	UNIT #50/TIE ROD END	01-260-520210	REPAIR SUPPLIES - BLD/FLT ...	69.35
ASAP AUTO PARTS WAREHO...	08/17/2023	127049	WARNER/DRIVE BELT	01-350-520210	REPAIR SUPPLIES - OPERATOR	14.00
ASAP AUTO PARTS WAREHO...	08/17/2023	127049	UNIT #50/TIE ROD END	01-260-520210	REPAIR SUPPLIES - BLD/FLT ...	100.45
ASAP AUTO PARTS WAREHO...	08/17/2023	127049	UNIT #50/TIE ROD END	01-260-520210	REPAIR SUPPLIES - BLD/FLT ...	100.45
ASAP AUTO PARTS WAREHO...	08/17/2023	127049	UNIT #35/FILTER	01-260-520210	REPAIR SUPPLIES - BLD/FLT ...	10.76
ASAP AUTO PARTS WAREHO...	08/17/2023	127049	UNIT #35/FILTER	01-260-520210	REPAIR SUPPLIES - BLD/FLT ...	29.88
ASAP AUTO PARTS WAREHO...	08/30/2023	127110	UNIT #19/LOWER BALL JOIN...	01-260-520210	REPAIR SUPPLIES - BLD/FLT ...	68.14
ASAP AUTO PARTS WAREHO...	08/30/2023	127110	UNIT #19/EXHAUST MANIFO...	01-260-520210	REPAIR SUPPLIES - BLD/FLT ...	85.39
ASAP AUTO PARTS WAREHO...	08/30/2023	127110	UNIT #19/TRANSMISSION OIL...	01-260-520210	REPAIR SUPPLIES - BLD/FLT ...	56.80
ASAP AUTO PARTS WAREHO...	08/30/2023	127110	UNIT #19/SPARK PLUG BOOTS	01-260-520210	REPAIR SUPPLIES - BLD/FLT ...	33.20
ASAP AUTO PARTS WAREHO...	08/30/2023	127110	UNIT #19/UPPER BALL JOINTS	01-260-520210	REPAIR SUPPLIES - BLD/FLT ...	67.48
ASAP AUTO PARTS WAREHO...	08/30/2023	127110	UNIT #19/POWR STEER HOSE	01-260-520210	REPAIR SUPPLIES - BLD/FLT ...	15.59
ASAP AUTO PARTS WAREHO...	08/30/2023	127110	UNIT #19/EXHAUST MANIFO...	01-260-520210	REPAIR SUPPLIES - BLD/FLT ...	8.71
ASAP AUTO PARTS WAREHO...	08/30/2023	127110	UNIT #19/POWER STEERING ...	01-260-520210	REPAIR SUPPLIES - BLD/FLT ...	184.59
ASAP AUTO PARTS WAREHO...	08/30/2023	127110	UNIT #19/FUEL FILTER	01-260-520210	REPAIR SUPPLIES - BLD/FLT ...	9.74
ASAP AUTO PARTS WAREHO...	08/30/2023	127110	UNIT #19/CARDINAL JOINT. U...	01-260-520210	REPAIR SUPPLIES - BLD/FLT ...	14.62
ASAP AUTO PARTS WAREHO...	08/30/2023	127110	UNIT #19/SHOCKS, REAR	01-260-520210	REPAIR SUPPLIES - BLD/FLT ...	117.32
ASAP AUTO PARTS WAREHO...	08/30/2023	127110	UNIT #19/SHOCKS, FRONT	01-260-520210	REPAIR SUPPLIES - BLD/FLT ...	110.38
ASAP AUTO PARTS WAREHO...	08/30/2023	127110	UNIT #19/EXHAUST MANIFO...	01-260-520210	REPAIR SUPPLIES - BLD/FLT ...	106.42
ASAP AUTO PARTS WAREHO...	08/30/2023	127110	UNIT #19/SPARK PLUGS	01-260-520210	REPAIR SUPPLIES - BLD/FLT ...	86.80
ASAP AUTO PARTS WAREHO...	08/30/2023	127110	UNIT #19/TRANSMISSION SE...	01-260-520210	REPAIR SUPPLIES - BLD/FLT ...	32.99
<b>Vendor 1306 - ASAP AUTO PARTS WAREHOUSE Total:</b>						<b>1,718.16</b>
<b>Vendor: 1330 - ASSOCIATED BUSINESS TECHNOLOGIES</b>						
ASSOCIATED BUSINESS TECH...	08/23/2023	127072	BLDG B/PRINTER-SCANNER	01-130-510410	OFFICE SUPPLIES/PRINTING	89.10
<b>Vendor 1330 - ASSOCIATED BUSINESS TECHNOLOGIES Total:</b>						<b>89.10</b>
<b>Vendor: 5149 - BACKFLOW PREVENTION SUPPLY INC</b>						
BACKFLOW PREVENTION SU...	08/23/2023	127102	Backflow Supply	01-231-530270	WATER TESTING FEES	113.08
<b>Vendor 5149 - BACKFLOW PREVENTION SUPPLY INC Total:</b>						<b>113.08</b>

**Paid Check Report**

**Payment Dates: 8/1/2023 - 8/31/2023**

Vendor Name	Payment Date	Payment Number	Description (Item)	Account Number	Account Name	Amount
<b>Vendor: 5268 - BARNES, KRISTA</b>						
BARNES, KRISTA	08/31/2023	10179	REIMB TEAM TRAINING LUN...	01-110-510430	GENERAL ADMINISTRATIVE	84.26
<b>Vendor 5268 - BARNES, KRISTA Total:</b>						<b>84.26</b>
<b>Vendor: 1434 - BATTERY SYSTEMS INC</b>						
BATTERY SYSTEMS INC	08/23/2023	127073	Unit 52 Battery	01-260-520210	REPAIR SUPPLIES - BLD/FLT ...	125.21
<b>Vendor 1434 - BATTERY SYSTEMS INC Total:</b>						<b>125.21</b>
<b>Vendor: 5259 - BELDIN, DALLIN</b>						
BELDIN, DALLIN	08/10/2023	10175	2023 BOOT REIMBURSEMENT	01-210-510490	SAFETY EXPENSE	150.00
<b>Vendor 5259 - BELDIN, DALLIN Total:</b>						<b>150.00</b>
<b>Vendor: 1470 - BLUE STAKES OF UTAH UTILITY</b>						
BLUE STAKES OF UTAH UTILI...	08/23/2023	127074	Blue Stakes of Utah 811	01-340-510520	PROFESSIONAL CONSULTING ..	852.50
<b>Vendor 1470 - BLUE STAKES OF UTAH UTILITY Total:</b>						<b>852.50</b>
<b>Vendor: 1500 - BOWEN COLLINS AND ASSOCIATES</b>						
BOWEN COLLINS AND ASSOC...	08/17/2023	127051	Redwood Rd Wtr CM	01-340-520920	INFRASTRUCTURE PURCHAS...	1,061.00
BOWEN COLLINS AND ASSOC...	08/30/2023	127111	20E:PIONEER WWPS REPLAC...	01-340-520920	INFRASTRUCTURE PURCHAS...	6,823.50
BOWEN COLLINS AND ASSOC...	08/30/2023	127111	23G Chesterfield & Warner E...	01-340-520920	INFRASTRUCTURE PURCHAS...	3,316.50
<b>Vendor 1500 - BOWEN COLLINS AND ASSOCIATES Total:</b>						<b>11,201.00</b>
<b>Vendor: 1526 - BRANTLY, DARCY</b>						
BRANTLY, DARCY	08/10/2023	10174	POSTAGE 2022 1095 POSTA...	01-130-510420	POSTAGE & MAILING	10.55
BRANTLY, DARCY	08/10/2023	10174	POSTAGE/2021 IRS FORM 94...	01-130-510420	POSTAGE & MAILING	8.56
<b>Vendor 1526 - BRANTLY, DARCY Total:</b>						<b>19.11</b>
<b>Vendor: 1535 - BRODERICK &amp; HENDERSON CONST, L.C.</b>						
BRODERICK & HENDERSON ...	08/09/2023	127025	RETENTION/20G - PMT NO 1...	01-000-210110	RETAINAGE	79,438.13
BRODERICK & HENDERSON ...	08/09/2023	127025	PMT #13-FINAL/20G:BLDG B ...	01-340-520920	INFRASTRUCTURE PURCHAS...	13,919.36
<b>Vendor 1535 - BRODERICK &amp; HENDERSON CONST, L.C. Total:</b>						<b>93,357.49</b>
<b>Vendor: 1670 - CENTRAL VALLEY WATER REC FACILITY</b>						
CENTRAL VALLEY WATER REC...	08/17/2023	127052	FACILITY OPERATION	01-400-580310	FACILITY OPERATION - C.V.	457,455.90
CENTRAL VALLEY WATER REC...	08/17/2023	127052	MONTHLY CIP	01-400-580320	PROJECT BETTERMENTS- C.V.	11,825.95
CENTRAL VALLEY WATER REC...	08/17/2023	127052	PRETREATMENT FIELD	01-400-580340	PRETREATMENT FIELD - C.V.	21,045.39
CENTRAL VALLEY WATER REC...	08/17/2023	127052	NET LAB COSTS	01-400-580350	LABORATORY - C.V.	18,364.91
CENTRAL VALLEY WATER REC...	08/17/2023	127052	ENTITY LAB WORK	01-400-580350	LABORATORY - C.V.	1,320.00
CENTRAL VALLEY WATER REC...	08/17/2023	127052	LOAN PAYMENT	01-400-580380	CVW DEBT SERVICE	504,338.64
<b>Vendor 1670 - CENTRAL VALLEY WATER REC FACILITY Total:</b>						<b>1,014,350.79</b>
<b>Vendor: 1723 - CHEMTECH-FORD, INC.</b>						
CHEMTECH-FORD, INC.	08/17/2023	127053	WELL #15/SAMPLING	01-231-530270	WATER TESTING FEES	290.00
CHEMTECH-FORD, INC.	08/17/2023	127053	WELL #16/SAMPLING	01-231-530270	WATER TESTING FEES	1,422.00
CHEMTECH-FORD, INC.	08/17/2023	127053	WELL #12/SAMPLING	01-231-530270	WATER TESTING FEES	1,422.00
CHEMTECH-FORD, INC.	08/17/2023	127053	WELL #8/SAMPLING	01-231-530270	WATER TESTING FEES	38.00
CHEMTECH-FORD, INC.	08/23/2023	127075	WELL #8/SAMPLING	01-231-530270	WATER TESTING FEES	290.00
CHEMTECH-FORD, INC.	08/23/2023	127075	WELL #8,14/SAMPLING	01-231-530270	WATER TESTING FEES	1,422.00
CHEMTECH-FORD, INC.	08/23/2023	127075	WELL #1,15,16,17/SAMPLING	01-231-530270	WATER TESTING FEES	3,680.00

**Paid Check Report**

**Payment Dates: 8/1/2023 - 8/31/2023**

Vendor Name	Payment Date	Payment Number	Description (Item)	Account Number	Account Name	Amount
CHEMTECH-FORD, INC.	08/23/2023	127075	WELL #12/SAMPLING	01-231-530270	WATER TESTING FEES	920.00
<b>Vendor 1723 - CHEMTECH-FORD, INC. Total:</b>						<b>9,484.00</b>
<b>Vendor: 1725.5 - CINTAS CORPORATION</b>						
CINTAS CORPORATION	08/09/2023	127026	Floor Mat Cleaning	01-130-510220	BUILDINGS & GROUNDS - CU...	127.90
CINTAS CORPORATION	08/09/2023	127026	Floor Mat Cleaning	01-130-510220	BUILDINGS & GROUNDS - CU...	127.90
<b>Vendor 1725.5 - CINTAS CORPORATION Total:</b>						<b>255.80</b>
<b>Vendor: 5255 - CITY OF SOUTH SALT LAKE</b>						
CITY OF SOUTH SALT LAKE	08/30/2023	DFT0000839	JUL 2023 STRMWTR/3735 S ...	01-230-510460	UTILITIES - WTR	27.00
<b>Vendor 5255 - CITY OF SOUTH SALT LAKE Total:</b>						<b>27.00</b>
<b>Vendor: 1730 - CLYDE SNOW &amp; SESSIONS</b>						
CLYDE SNOW & SESSIONS	08/30/2023	DFT0000838	MATTER 006400/GENERAL	01-110-510500	LEGAL EXPENSE	1,476.00
<b>Vendor 1730 - CLYDE SNOW &amp; SESSIONS Total:</b>						<b>1,476.00</b>
<b>Vendor: 1735.5 - CODY EKKER CONSTRUCTION</b>						
CODY EKKER CONSTRUCTION	08/17/2023	127054	RETENTION/22D - PMT NO 4	01-000-210110	RETAINAGE	-28,893.43
CODY EKKER CONSTRUCTION	08/17/2023	127054	PMT 4/22D:4100 S & 4700 S...	01-340-520920	INFRASTRUCTURE PURCHAS...	577,868.70
<b>Vendor 1735.5 - CODY EKKER CONSTRUCTION Total:</b>						<b>548,975.27</b>
<b>Vendor: 1736.1 - COLEMAN'S TELECOM</b>						
COLEMAN'S TELECOM	08/30/2023	127112	WELL #12/FIBER CABLE	01-360-510440	COMPUTER SUPPLIES/EQUI...	19.76
<b>Vendor 1736.1 - COLEMAN'S TELECOM Total:</b>						<b>19.76</b>
<b>Vendor: 1741 - COLONIAL LIFE &amp; ACCIDENT INSURANCE</b>						
COLONIAL LIFE & ACCIDENT ...	08/03/2023	127008	COLONIAL LIFE INS AFTER TAX	01-000-220500	HEALTH INSURANCE PAYABLE	239.92
COLONIAL LIFE & ACCIDENT ...	08/03/2023	127008	COLONIAL LIFE INS PRETAX	01-000-220500	HEALTH INSURANCE PAYABLE	128.26
COLONIAL LIFE & ACCIDENT ...	08/03/2023	127008	COLONIAL LIFE INS AFTER TAX	01-000-220500	HEALTH INSURANCE PAYABLE	171.84
COLONIAL LIFE & ACCIDENT ...	08/03/2023	127008	COLONIAL LIFE INS PRETAX	01-000-220500	HEALTH INSURANCE PAYABLE	89.24
COLONIAL LIFE & ACCIDENT ...	08/03/2023	127008	JUL W/H-EMP #204,#239, #2...	01-000-220500	HEALTH INSURANCE PAYABLE	78.02
COLONIAL LIFE & ACCIDENT ...	08/30/2023	127113	AUG 2023 W/H ADJ-EMP #1...	01-000-220500	HEALTH INSURANCE PAYABLE	-16.52
COLONIAL LIFE & ACCIDENT ...	08/30/2023	127113	AUG W/H-EMP #204	01-000-220500	HEALTH INSURANCE PAYABLE	-43.62
COLONIAL LIFE & ACCIDENT ...	08/30/2023	127113	COLONIAL LIFE INS AFTER TAX	01-000-220500	HEALTH INSURANCE PAYABLE	239.92
COLONIAL LIFE & ACCIDENT ...	08/30/2023	127113	COLONIAL LIFE INS PRETAX	01-000-220500	HEALTH INSURANCE PAYABLE	128.26
COLONIAL LIFE & ACCIDENT ...	08/30/2023	127113	COLONIAL LIFE INS AFTER TAX	01-000-220500	HEALTH INSURANCE PAYABLE	239.92
COLONIAL LIFE & ACCIDENT ...	08/30/2023	127113	COLONIAL LIFE INS PRETAX	01-000-220500	HEALTH INSURANCE PAYABLE	128.26
COLONIAL LIFE & ACCIDENT ...	08/30/2023	127113	COLONIAL LIFE INS AFTER TAX	01-000-220500	HEALTH INSURANCE PAYABLE	239.92
COLONIAL LIFE & ACCIDENT ...	08/30/2023	127113	COLONIAL LIFE INS PRETAX	01-000-220500	HEALTH INSURANCE PAYABLE	128.26
<b>Vendor 1741 - COLONIAL LIFE &amp; ACCIDENT INSURANCE Total:</b>						<b>1,751.68</b>
<b>Vendor: 5133 - COLUMBUS FOUNDATION, INC.</b>						
COLUMBUS FOUNDATION, I...	08/09/2023	127047	JUL 2023 DOCUMENT SHRE...	01-110-510430	GENERAL ADMINISTRATIVE	37.00
<b>Vendor 5133 - COLUMBUS FOUNDATION, INC. Total:</b>						<b>37.00</b>
<b>Vendor: 5248 - CONSOR NORTH AMERICA, INC</b>						
CONSOR NORTH AMERICA, I...	08/03/2023	127022	20A Supplementary Inspecti...	01-340-520920	INFRASTRUCTURE PURCHAS...	58.50
CONSOR NORTH AMERICA, I...	08/03/2023	127022	20I Supplementary Inspectio...	01-340-520920	INFRASTRUCTURE PURCHAS...	620.00
<b>Vendor 5248 - CONSOR NORTH AMERICA, INC Total:</b>						<b>678.50</b>

**Paid Check Report**

**Payment Dates: 8/1/2023 - 8/31/2023**

Vendor Name	Payment Date	Payment Number	Description (Item)	Account Number	Account Name	Amount
<b>Vendor: 1785 - COP CONSTRUCTION LLC</b>						
COP CONSTRUCTION LLC	08/09/2023	127027	RETENTION/20E - PMT NO 14	01-000-210110	RETAINAGE	-8,145.58
COP CONSTRUCTION LLC	08/09/2023	127027	RETENTION/20E - PMT NO 14	01-340-520920	INFRASTRUCTURE PURCHAS...	8,145.58
COP CONSTRUCTION LLC	08/09/2023	127027	PMT #14/20E:PIONEER WWP...	01-340-520920	INFRASTRUCTURE PURCHAS...	154,765.99
<b>Vendor 1785 - COP CONSTRUCTION LLC Total:</b>						<b>154,765.99</b>
<b>Vendor: 1837 - CRS ENGINEERS</b>						
CRS ENGINEERS	08/17/2023	127055	Well Wtr Quality Analysis & ...	01-340-510520	PROFESSIONAL CONSULTING ..	560.04
<b>Vendor 1837 - CRS ENGINEERS Total:</b>						<b>560.04</b>
<b>Vendor: 1875 - CUMMINS ROCKY MTN LLC</b>						
CUMMINS ROCKY MTN LLC	08/23/2023	127076	Unit #31 Generator Repair	01-260-520210	REPAIR SUPPLIES - BLD/FLT ...	2,738.16
<b>Vendor 1875 - CUMMINS ROCKY MTN LLC Total:</b>						<b>2,738.16</b>
<b>Vendor: 5270 - DENNIS OBRAY</b>						
DENNIS OBRAY	08/30/2023	127147	4-11-23 SSO DAMAGE/CARP...	01-110-510450	GENERAL INSURANCE	1,792.52
<b>Vendor 5270 - DENNIS OBRAY Total:</b>						<b>1,792.52</b>
<b>Vendor: 1930 - DENTAL SELECT</b>						
DENTAL SELECT	08/03/2023	127009	DENTAL INSURANCE FAMILY	01-000-220500	HEALTH INSURANCE PAYABLE	2,928.76
DENTAL SELECT	08/03/2023	127009	DENTAL INSURANCE SINGLE	01-000-220500	HEALTH INSURANCE PAYABLE	206.70
DENTAL SELECT	08/03/2023	127009	DENTAL INSURANCE FAMILY	01-000-220500	HEALTH INSURANCE PAYABLE	3,028.04
DENTAL SELECT	08/03/2023	127009	DENTAL INSURANCE SINGLE	01-000-220500	HEALTH INSURANCE PAYABLE	238.48
DENTAL SELECT	08/03/2023	127009	RETIREE DENTAL INS	01-110-500130	HEALTH INSURANCE - MGMT	428.91
DENTAL SELECT	08/03/2023	127009	JUL 2023 EMP ADJUSTMENTS	01-110-500130	HEALTH INSURANCE - MGMT	-0.01
DENTAL SELECT	08/03/2023	127009	JUL 2023 EMP ADJUSTMENTS	01-120-500130	HEALTH INSURANCE - HR	-0.01
DENTAL SELECT	08/03/2023	127009	JUL 2023 EMP ADJUSTMENTS	01-130-500130	HEALTH INSURANCE - CUST S...	-0.01
DENTAL SELECT	08/03/2023	127009	TERM EMPLOYEE DENTAL - #...	01-140-500130	HEALTH INSURANCE - METERS	-31.80
DENTAL SELECT	08/03/2023	127009	NEW EMPLOYEE DENTAL - #...	01-140-500130	HEALTH INSURANCE - METERS	31.79
DENTAL SELECT	08/03/2023	127009	JUL 2023 EMP ADJUSTMENTS	01-140-500130	HEALTH INSURANCE - METERS	-0.01
DENTAL SELECT	08/03/2023	127009	NEW EMPLOYEE DENTAL ADJ...	01-220-500130	HEALTH INSURANCE - WTR ...	-99.28
DENTAL SELECT	08/03/2023	127009	JUL 2023 EMP ADJUSTMENTS	01-220-500130	HEALTH INSURANCE - WTR ...	-0.03
DENTAL SELECT	08/03/2023	127009	JUL 2023 EMP ADJUSTMENTS	01-230-500130	HEALTH INSURANCE - WTR ...	-0.01
DENTAL SELECT	08/03/2023	127009	JUL 2023 EMP ADJUSTMENTS	01-240-500130	HEALTH INSURANCE - WW ...	-0.01
DENTAL SELECT	08/03/2023	127009	TERM EMPLOYEE DENTAL	01-240-500130	HEALTH INSURANCE - WW ...	-99.28
DENTAL SELECT	08/03/2023	127009	NEW EMPLOYEE DENTAL - #...	01-260-500130	HEALTH INSURANCE - BLD/FL...	-31.79
DENTAL SELECT	08/03/2023	127009	JUL 2023 EMP ADJUSTMENTS	01-320-500130	HEALTH INSURANCE - SURV/...	-0.01
DENTAL SELECT	08/03/2023	127009	JUL 2023 PREMIUM PAY	01-340-500130	HEALTH INSURANCE - ENG	-0.01
DENTAL SELECT	08/23/2023	127077	DENTAL INSURANCE FAMILY	01-000-220500	HEALTH INSURANCE PAYABLE	2,928.76
DENTAL SELECT	08/23/2023	127077	DENTAL INSURANCE SINGLE	01-000-220500	HEALTH INSURANCE PAYABLE	222.60
DENTAL SELECT	08/23/2023	127077	DENTAL INSURANCE SINGLE	01-000-220500	HEALTH INSURANCE PAYABLE	15.90
DENTAL SELECT	08/23/2023	127077	DENTAL INSURANCE FAMILY	01-000-220500	HEALTH INSURANCE PAYABLE	2,879.12
DENTAL SELECT	08/23/2023	127077	DENTAL INSURANCE SINGLE	01-000-220500	HEALTH INSURANCE PAYABLE	190.80
DENTAL SELECT	08/23/2023	127077	RETIREE DENTAL INS	01-110-500130	HEALTH INSURANCE - MGMT	428.91
DENTAL SELECT	08/23/2023	127077	AUG 2023 EMP ADJUSTMEN...	01-110-500130	HEALTH INSURANCE - MGMT	-0.01
DENTAL SELECT	08/23/2023	127077	AUG 2023 EMP ADJUSTMEN...	01-120-500130	HEALTH INSURANCE - HR	-0.01

**Paid Check Report**

**Payment Dates: 8/1/2023 - 8/31/2023**

Vendor Name	Payment Date	Payment Number	Description (Item)	Account Number	Account Name	Amount
DENTAL SELECT	08/23/2023	127077	NEW EMPLOYEE DENTAL - #...	01-130-500130	HEALTH INSURANCE - CUST S...	99.28
DENTAL SELECT	08/23/2023	127077	AUG 2023 EMP ADJUSTMEN...	01-130-500130	HEALTH INSURANCE - CUST S...	-0.01
DENTAL SELECT	08/23/2023	127077	AUG 2023 EMP ADJUSTMEN...	01-140-500130	HEALTH INSURANCE - METERS	-0.01
DENTAL SELECT	08/23/2023	127077	TERM EMPLOYEE DENTAL - #...	01-140-500130	HEALTH INSURANCE - METERS	-31.80
DENTAL SELECT	08/23/2023	127077	TERM EMPLOYEE DENTAL - #...	01-140-500130	HEALTH INSURANCE - METERS	-15.90
DENTAL SELECT	08/23/2023	127077	AUG 2023 EMP ADJUSTMEN...	01-220-500130	HEALTH INSURANCE - WTR ...	-0.03
DENTAL SELECT	08/23/2023	127077	AUG 2023 EMP ADJUSTMEN...	01-230-500130	HEALTH INSURANCE - WTR ...	-0.01
DENTAL SELECT	08/23/2023	127077	AUG 2023 EMP ADJUSTMEN...	01-240-500130	HEALTH INSURANCE - WW ...	-0.01
DENTAL SELECT	08/23/2023	127077	TERM EMPLOYEE DENTAL - #...	01-240-500130	HEALTH INSURANCE - WW ...	-49.64
DENTAL SELECT	08/23/2023	127077	AUG 2023 EMP ADJUSTMEN...	01-260-500130	HEALTH INSURANCE - BLD/FL...	-0.01
DENTAL SELECT	08/23/2023	127077	AUG 2023 EMP ADJUSTMEN...	01-320-500130	HEALTH INSURANCE - SURV/...	-0.01
DENTAL SELECT	08/23/2023	127077	AUG 2023 EMP ADJUSTMEN...	01-340-500130	HEALTH INSURANCE - ENG	-0.01
<b>Vendor 1930 - DENTAL SELECT Total:</b>						<b>13,268.33</b>
<b>Vendor: 5140 - DGREEN LLC</b>						
DGREEN LLC	08/17/2023	127066	DGREEN/FIRE HYDRANT REF...	01-000-430990	MISC INCOME	1,230.73
<b>Vendor 5140 - DGREEN LLC Total:</b>						<b>1,230.73</b>
<b>Vendor: 1980 - DOMINION ENERGY</b>						
DOMINION ENERGY	08/09/2023	127028	JUL 2023 MONTHLY CHARGES	01-110-510460	UTILITIES - MGMT	138.56
DOMINION ENERGY	08/09/2023	127028	JUL 2023 MONTHLY CHARGES	01-230-510460	UTILITIES - WTR	145.62
DOMINION ENERGY	08/09/2023	127028	JUL 2023 MONTHLY CHARGES	01-240-510460	UTILITIES - WW	34.65
DOMINION ENERGY	08/30/2023	127114	AUG 2023 MONTHLY CHARG...	01-110-510460	UTILITIES - MGMT	117.82
DOMINION ENERGY	08/30/2023	127114	AUG 2023 MONTHLY CHARG...	01-230-510460	UTILITIES - WTR	137.63
DOMINION ENERGY	08/30/2023	127114	AUG 2023 MONTHLY CHARG...	01-240-510460	UTILITIES - WW	34.65
<b>Vendor 1980 - DOMINION ENERGY Total:</b>						<b>608.93</b>
<b>Vendor: 5195 - ECOBRITE FRANCHISING</b>						
ECOBRITE FRANCHISING	08/03/2023	127021	Janitorial Cleaning for 2023	01-130-510220	BUILDINGS & GROUNDS - CU...	2,340.90
<b>Vendor 5195 - ECOBRITE FRANCHISING Total:</b>						<b>2,340.90</b>
<b>Vendor: 2102 - ENTERPRISE FM TRUST</b>						
ENTERPRISE FM TRUST	08/03/2023	127010	#21 PURCHASE FROM LEASE	01-260-510910	MACHINERY & EQUIPMENT - ...	5,057.62
ENTERPRISE FM TRUST	08/09/2023	127029	UNIT 27 LEASE CHARGES	01-260-510235	VEHICLE LEASE	533.84
ENTERPRISE FM TRUST	08/09/2023	127029	UNIT 21 LEASE CHARGES	01-260-510235	VEHICLE LEASE	2,052.07
ENTERPRISE FM TRUST	08/09/2023	127029	UNIT 1 LEASE CHARGES	01-260-510235	VEHICLE LEASE	698.33
ENTERPRISE FM TRUST	08/09/2023	127029	UNIT 54 LEASE CHARGES	01-260-510235	VEHICLE LEASE	684.80
ENTERPRISE FM TRUST	08/09/2023	127029	UNIT 47 LEASE CHARGES	01-260-510235	VEHICLE LEASE	682.78
ENTERPRISE FM TRUST	08/09/2023	127029	UNIT 53 LEASE CHARGES	01-260-510235	VEHICLE LEASE	623.32
ENTERPRISE FM TRUST	08/09/2023	127029	UNIT 28 LEASE CHARGES	01-260-510235	VEHICLE LEASE	289.09
ENTERPRISE FM TRUST	08/09/2023	127029	UNIT 60 LEASE CHARGES	01-260-510235	VEHICLE LEASE	616.91
ENTERPRISE FM TRUST	08/09/2023	127029	UNIT 12 LEASE CHARGES	01-260-510235	VEHICLE LEASE	541.91
ENTERPRISE FM TRUST	08/09/2023	127029	UNIT 52 LEASE CHARGES	01-260-510235	VEHICLE LEASE	533.84
ENTERPRISE FM TRUST	08/09/2023	127029	UNIT 55 LEASE CHARGES	01-260-510235	VEHICLE LEASE	533.84
<b>Vendor 2102 - ENTERPRISE FM TRUST Total:</b>						<b>12,848.35</b>

**Paid Check Report**

**Payment Dates: 8/1/2023 - 8/31/2023**

Vendor Name	Payment Date	Payment Number	Description (Item)	Account Number	Account Name	Amount
<b>Vendor: 2103 - ENVIRONMENTAL PRODUCTS &amp; ACCESSORIES</b>						
ENVIRONMENTAL PRODUCTS..	08/30/2023	127115	800' of 1" sewer jetter hose f...	01-240-520240	TOOLS & SUPPLIES - WW MA...	2,478.58
<b>Vendor 2103 - ENVIRONMENTAL PRODUCTS &amp; ACCESSORIES Total:</b>						<b>2,478.58</b>
<b>Vendor: 2140 - ERIKS NORTH AMERICA, INC.</b>						
ERIKS NORTH AMERICA, INC.	08/30/2023	127116	Decker Main Cat Generator ...	01-350-520210	REPAIR SUPPLIES - OPERATOR	103.32
<b>Vendor 2140 - ERIKS NORTH AMERICA, INC. Total:</b>						<b>103.32</b>
<b>Vendor: 2184.1 - FASTENAL COMPANY</b>						
FASTENAL COMPANY	08/03/2023	127011	PPE VENDING SUPPLIES	01-210-510490	SAFETY EXPENSE	1,845.74
FASTENAL COMPANY	08/09/2023	127030	PPE VENDING SUPPLIES	01-210-510490	SAFETY EXPENSE	2,415.44
FASTENAL COMPANY	08/09/2023	127030	PPE VENDING SUPPLIES	01-210-510490	SAFETY EXPENSE	35.16
FASTENAL COMPANY	08/09/2023	127030	PPE VENDING SUPPLIES	01-210-510490	SAFETY EXPENSE	197.80
FASTENAL COMPANY	08/09/2023	127030	PPE VENDING SUPPLIES	01-210-510490	SAFETY EXPENSE	79.61
FASTENAL COMPANY	08/09/2023	127030	PPE VENDING SUPPLIES	01-210-510490	SAFETY EXPENSE	671.28
FASTENAL COMPANY	08/09/2023	127030	PPE VENDING SUPPLIES	01-210-510490	SAFETY EXPENSE	59.47
FASTENAL COMPANY	08/23/2023	127078	DISPOSABLE GLOVES	01-210-510490	SAFETY EXPENSE	147.10
FASTENAL COMPANY	08/30/2023	127117	PPE VENDING FEE	01-210-510490	SAFETY EXPENSE	20.00
FASTENAL COMPANY	08/30/2023	127117	DISPOSABLE GLOVES/RFD	01-210-510490	SAFETY EXPENSE	-127.06
FASTENAL COMPANY	08/30/2023	127117	PPE VENDING SUPPLIES	01-210-510490	SAFETY EXPENSE	336.33
FASTENAL COMPANY	08/30/2023	127117	PPE VENDING SUPPLIES	01-210-510490	SAFETY EXPENSE	530.99
FASTENAL COMPANY	08/30/2023	127117	MOBILE GREASE	01-210-510490	SAFETY EXPENSE	79.25
<b>Vendor 2184.1 - FASTENAL COMPANY Total:</b>						<b>6,291.11</b>
<b>Vendor: 2188 - FERGUSON ENTERPRISES, INC</b>						
FERGUSON ENTERPRISES, INC	08/09/2023	DFT0000793	Pump Gaskets for Warner an...	01-350-520210	REPAIR SUPPLIES - OPERATOR	168.00
FERGUSON ENTERPRISES, INC	08/09/2023	DFT0000793	Repair Parts for Water Syste...	01-220-520210	REPAIR SUPPLIES - WTR R&R	159.90
FERGUSON ENTERPRISES, INC	08/09/2023	DFT0000793	Tool milwaukee grinder	01-140-520240	TOOLS & SUPPLIES - METERS	199.00
FERGUSON ENTERPRISES, INC	08/09/2023	DFT0000793	Repair Parts for Water Syste...	01-220-520210	REPAIR SUPPLIES - WTR R&R	437.00
FERGUSON ENTERPRISES, INC	08/09/2023	DFT0000793	Repair Parts for Water Syste...	01-220-520210	REPAIR SUPPLIES - WTR R&R	122.00
<b>Vendor 2188 - FERGUSON ENTERPRISES, INC Total:</b>						<b>1,085.90</b>
<b>Vendor: 5115 - FIRST DIGITAL COMMUNICATIONS, LLC</b>						
FIRST DIGITAL COMMUNICAT...	08/23/2023	127099	Phone Service Provider	01-360-510470	TELEPHONE	2,274.81
<b>Vendor 5115 - FIRST DIGITAL COMMUNICATIONS, LLC Total:</b>						<b>2,274.81</b>
<b>Vendor: 2241 - FLEET PRIDE</b>						
FLEET PRIDE	08/03/2023	127012	Unit #41 Cab leveling valve	01-260-520210	REPAIR SUPPLIES - BLD/FLT ...	160.84
FLEET PRIDE	08/17/2023	127056	UNIT #41/PM FILTERS	01-260-520210	REPAIR SUPPLIES - BLD/FLT ...	140.23
FLEET PRIDE	08/23/2023	127079	Unit #24 - PM Service Filters	01-260-520210	REPAIR SUPPLIES - BLD/FLT ...	41.98
FLEET PRIDE	08/23/2023	127079	UNIT #18/PM Filters	01-260-520210	REPAIR SUPPLIES - BLD/FLT ...	455.00
FLEET PRIDE	08/23/2023	127079	UNIT #18/PM Filters	01-260-520210	REPAIR SUPPLIES - BLD/FLT ...	42.14
FLEET PRIDE	08/30/2023	127118	Unit #09/Hydraulic pump for ...	01-260-520210	REPAIR SUPPLIES - BLD/FLT ...	520.00
FLEET PRIDE	08/30/2023	127118	PIPE TRAILER-BRAKE AND WI...	01-260-520210	REPAIR SUPPLIES - BLD/FLT ...	109.99
<b>Vendor 2241 - FLEET PRIDE Total:</b>						<b>1,470.18</b>

**Paid Check Report**

**Payment Dates: 8/1/2023 - 8/31/2023**

Vendor Name	Payment Date	Payment Number	Description (Item)	Account Number	Account Name	Amount
<b>Vendor: 5258 - FORBES BROS TITAN</b>						
FORBES BROS TITAN	08/09/2023	127048	FIRE HYDRANT REFUND	01-000-430990	MISC INCOME	1,750.00
<b>Vendor 5258 - FORBES BROS TITAN Total:</b>						<b>1,750.00</b>
<b>Vendor: 5158 - FRONT LINE SALES, INC.</b>						
FRONT LINE SALES, INC.	08/23/2023	127103	Bulk Ear Plugs	01-210-510490	SAFETY EXPENSE	226.61
<b>Vendor 5158 - FRONT LINE SALES, INC. Total:</b>						<b>226.61</b>
<b>Vendor: 2340 - GENEVA ROCK PRODUCTS</b>						
GENEVA ROCK PRODUCTS	08/17/2023	DFT0000816	Fill Dirt for July Repairs	01-220-520210	REPAIR SUPPLIES - WTR R&R	350.91
GENEVA ROCK PRODUCTS	08/17/2023	DFT0000816	Fill Dirt for July Repairs	01-220-520210	REPAIR SUPPLIES - WTR R&R	1,638.44
<b>Vendor 2340 - GENEVA ROCK PRODUCTS Total:</b>						<b>1,989.35</b>
<b>Vendor: 2380 - GRAINGER INC</b>						
GRAINGER INC	08/09/2023	127031	EAST REC/V-BELT PULLEY, BU...01-350-520210		REPAIR SUPPLIES - OPERATOR	38.68
GRAINGER INC	08/09/2023	127031	Grainger Supply Splitter Blade	01-220-520240	TOOLS & SUPPLIES - WTR R&R	322.03
GRAINGER INC	08/09/2023	127031	EAST REC/V-BELT PULLEY, BU...01-350-520210		REPAIR SUPPLIES - OPERATOR	-38.68
GRAINGER INC	08/30/2023	127119	WELL #17/HVAC MOTOR	01-350-520210	REPAIR SUPPLIES - OPERATOR	630.89
<b>Vendor 2380 - GRAINGER INC Total:</b>						<b>952.92</b>
<b>Vendor: 2440 - GREAT WESTERN SUPPLY</b>						
GREAT WESTERN SUPPLY	08/30/2023	127120	WELL #12/BALL CHECK	01-350-520210	REPAIR SUPPLIES - OPERATOR	152.88
<b>Vendor 2440 - GREAT WESTERN SUPPLY Total:</b>						<b>152.88</b>
<b>Vendor: 2490 - HANSEN, ALLEN &amp; LUCE, INC.</b>						
HANSEN, ALLEN & LUCE, INC.	08/30/2023	127121	23L: WELL NO. 18 DRILLING &...01-340-520920		INFRASTRUCTURE PURCHAS...	14,969.45
HANSEN, ALLEN & LUCE, INC.	08/30/2023	127121	23L: WELL NO. 18 DRILLING &...01-340-520920		INFRASTRUCTURE PURCHAS...	8,850.80
HANSEN, ALLEN & LUCE, INC.	08/30/2023	127121	20D Kent Booster PS Constru...01-340-520920		INFRASTRUCTURE PURCHAS...	8,844.42
HANSEN, ALLEN & LUCE, INC.	08/30/2023	127121	23L: WELL NO. 18 DRILLING &...01-340-520920		INFRASTRUCTURE PURCHAS...	753.75
<b>Vendor 2490 - HANSEN, ALLEN &amp; LUCE, INC. Total:</b>						<b>33,418.42</b>
<b>Vendor: 2511 - HARRINGTON INDUSTRIAL PLASTICS</b>						
HARRINGTON INDUSTRIAL P...	08/30/2023	127122	WELL #12/BALL CHECK	01-350-520210	REPAIR SUPPLIES - OPERATOR	93.84
<b>Vendor 2511 - HARRINGTON INDUSTRIAL PLASTICS Total:</b>						<b>93.84</b>
<b>Vendor: 2532 - HEALTHEQUITY INC</b>						
HEALTHEQUITY INC	08/03/2023	DFT0000782	HEALTH SAVINGS ACCOUNT	01-000-220900	CAFETERIA PLAN PAYABLE	12,284.04
HEALTHEQUITY INC	08/17/2023	DFT0000806	HEALTH SAVINGS ACCOUNT	01-000-220900	CAFETERIA PLAN PAYABLE	11,630.19
HEALTHEQUITY INC	08/31/2023	DFT0000828	HEALTH SAVINGS ACCOUNT	01-000-220900	CAFETERIA PLAN PAYABLE	11,335.19
<b>Vendor 2532 - HEALTHEQUITY INC Total:</b>						<b>35,249.42</b>
<b>Vendor: 5267 - HOLMES, MELVIN</b>						
HOLMES, MELVIN	08/23/2023	127104	JUL 2023 OPTICARE ADJ - RE...	01-000-220500	HEALTH INSURANCE PAYABLE	10.83
<b>Vendor 5267 - HOLMES, MELVIN Total:</b>						<b>10.83</b>
<b>Vendor: 2590 - HOME DEPOT CREDIT SERVICES</b>						
HOME DEPOT CREDIT SERVIC...	08/23/2023	127080	MULCH/LAVA ROCK	01-220-520210	REPAIR SUPPLIES - WTR R&R	81.70
HOME DEPOT CREDIT SERVIC...	08/23/2023	127080	REMEDICATION	01-220-520210	REPAIR SUPPLIES - WTR R&R	102.64
HOME DEPOT CREDIT SERVIC...	08/23/2023	127080	JOB SUPPLIES	01-220-520210	REPAIR SUPPLIES - WTR R&R	41.45
HOME DEPOT CREDIT SERVIC...	08/23/2023	127080	GRANITE	01-220-520210	REPAIR SUPPLIES - WTR R&R	16.44



**Paid Check Report**

**Payment Dates: 8/1/2023 - 8/31/2023**

Vendor Name	Payment Date	Payment Number	Description (Item)	Account Number	Account Name	Amount
HOME DEPOT CREDIT SERVIC...	08/23/2023	127080	UNIT #9/SPRINKLER REPAIR ...	01-220-520210	REPAIR SUPPLIES - WTR R&R	7.94
HOME DEPOT CREDIT SERVIC...	08/23/2023	127080	JOB SUPPLIES	01-220-520210	REPAIR SUPPLIES - WTR R&R	80.71
HOME DEPOT CREDIT SERVIC...	08/23/2023	127080	AMERIGAS PROPANE	01-220-520210	REPAIR SUPPLIES - WTR R&R	43.96
HOME DEPOT CREDIT SERVIC...	08/23/2023	127080	PAINT SPRAYER, LADDER, AC...	01-220-520240	TOOLS & SUPPLIES - WTR R&R	227.93
HOME DEPOT CREDIT SERVIC...	08/23/2023	127080	TOOLS	01-220-520240	TOOLS & SUPPLIES - WTR R&R	17.65
HOME DEPOT CREDIT SERVIC...	08/23/2023	127080	HAND PUMP HOSE	01-220-520240	TOOLS & SUPPLIES - WTR R&R	12.98
HOME DEPOT CREDIT SERVIC...	08/23/2023	127080	TOOLS	01-220-520240	TOOLS & SUPPLIES - WTR R&R	53.91
HOME DEPOT CREDIT SERVIC...	08/23/2023	127080	UNIT #9/BOARDS FOR FIRE H...	01-230-520240	TOOLS & SUPPLIES - WTR MA...	86.49
HOME DEPOT CREDIT SERVIC...	08/23/2023	127080	UNIT #9/TOOLS	01-230-520240	TOOLS & SUPPLIES - WTR MA...	94.88
HOME DEPOT CREDIT SERVIC...	08/23/2023	127080	SHOP SINK PLUMBING	01-260-520210	REPAIR SUPPLIES - BLD/FLT ...	6.52
HOME DEPOT CREDIT SERVIC...	08/23/2023	127080	SHOP SUPPLIES	01-260-520240	TOOLS & SUPPLIES - BLD/FLT...	105.28
HOME DEPOT CREDIT SERVIC...	08/23/2023	127080	EAST REC/AIR DUCT SEALANT	01-350-520210	REPAIR SUPPLIES - OPERATOR	15.35
HOME DEPOT CREDIT SERVIC...	08/23/2023	127080	WASP KILLER	01-350-520210	REPAIR SUPPLIES - OPERATOR	83.64
HOME DEPOT CREDIT SERVIC...	08/23/2023	127080	SITE MAINTENANCE	01-350-520210	REPAIR SUPPLIES - OPERATOR	74.26
HOME DEPOT CREDIT SERVIC...	08/23/2023	127080	WASP KILLER/5 GAL BUCKETS	01-350-520210	REPAIR SUPPLIES - OPERATOR	95.48
HOME DEPOT CREDIT SERVIC...	08/23/2023	127080	SPRINKLER SOLENOID BATTE...	01-350-520210	REPAIR SUPPLIES - OPERATOR	56.55
HOME DEPOT CREDIT SERVIC...	08/23/2023	127080	BLDG B CAMERA INSTALLATI...	01-360-510220	BUILDINGS & GROUNDS - SYS...	25.33
HOME DEPOT CREDIT SERVIC...	08/23/2023	127080	BATTERIES	01-360-510440	COMPUTER SUPPLIES/EQUI...	14.87
<b>Vendor 2590 - HOME DEPOT CREDIT SERVICES Total:</b>						<b>1,345.96</b>
<b>Vendor: 2648.1 - INFINITY CORROSION GROUP, INC.</b>						
INFINITY CORROSION GROUP...	08/30/2023	127123	23D: DESIGN ENGINEERING	01-340-520920	INFRASTRUCTURE PURCHAS...	6,590.86
<b>Vendor 2648.1 - INFINITY CORROSION GROUP, INC. Total:</b>						<b>6,590.86</b>
<b>Vendor: 5264 - INTERMOUNTAIN SLURRY SEAL</b>						
INTERMOUNTAIN SLURRY SE...	08/17/2023	127067	INTERMOUNTAIN SLURRY/FLI...	01-000-430990	MISC INCOME	1,473.49
<b>Vendor 5264 - INTERMOUNTAIN SLURRY SEAL Total:</b>						<b>1,473.49</b>
<b>Vendor: 2734.5 - JACQUES &amp; ASSOCIATES</b>						
JACQUES & ASSOCIATES	08/30/2023	127125	22C:LAKE PARK/MERRY LANE...	01-340-520920	INFRASTRUCTURE PURCHAS...	7,197.25
<b>Vendor 2734.5 - JACQUES &amp; ASSOCIATES Total:</b>						<b>7,197.25</b>
<b>Vendor: 2772 - JOHNSON, KRISTY</b>						
JOHNSON, KRISTY	08/18/2023	10177	EMP APPRECIATION/KITCHEN...	01-110-510430	GENERAL ADMINISTRATIVE	811.21
JOHNSON, KRISTY	08/18/2023	10177	EMP APPRECIATION/KITCHEN...	01-130-510410	OFFICE SUPPLIES/PRINTING	221.35
<b>Vendor 2772 - JOHNSON, KRISTY Total:</b>						<b>1,032.56</b>
<b>Vendor: 2780 - JONES &amp; DEMILLE ENGINEERING</b>						
JONES & DEMILLE ENGINEER...	08/17/2023	127057	22D:4100 & 4700 S WTRLIN...	01-340-520920	INFRASTRUCTURE PURCHAS...	3,559.81
JONES & DEMILLE ENGINEER...	08/17/2023	127057	22D:4100 & 4700 S WTRLIN...	01-340-520920	INFRASTRUCTURE PURCHAS...	501.19
JONES & DEMILLE ENGINEER...	08/17/2023	127057	22D 4100 S & 4700 S - Const...	01-340-520920	INFRASTRUCTURE PURCHAS...	520.91
JONES & DEMILLE ENGINEER...	08/17/2023	127057	22D 4100 S & 4700 S - Const...	01-340-520920	INFRASTRUCTURE PURCHAS...	3,699.84
<b>Vendor 2780 - JONES &amp; DEMILLE ENGINEERING Total:</b>						<b>8,281.75</b>
<b>Vendor: 2790 - JORDAN VALLEY WATER CONSERVANCY DISTRICT</b>						
JORDAN VALLEY WATER CON...	08/17/2023	127058	MAY 2023 LABORATORY SER...	01-231-530270	WATER TESTING FEES	571.32
JORDAN VALLEY WATER CON...	08/17/2023	127059	JUL 2023 LABORATORY SERV...	01-231-530270	WATER TESTING FEES	1,227.29

**Paid Check Report**

**Payment Dates: 8/1/2023 - 8/31/2023**

Vendor Name	Payment Date	Payment Number	Description (Item)	Account Number	Account Name	Amount
JORDAN VALLEY WATER CON...	08/30/2023	127126	JUL 2023 WATER DELIVERIES	01-350-530250	WATER SUPPLY EXPENSE	1,709,814.49
<b>Vendor 2790 - JORDAN VALLEY WATER CONSERVANCY DISTRICT Total:</b>						<b>1,711,613.10</b>
<b>Vendor: 2734 - J-U-B ENGINEERS, INC.</b>						
J-U-B ENGINEERS, INC.	08/09/2023	127033	22F Ridgeland Construction ...	01-340-520920	INFRASTRUCTURE PURCHAS...	4,708.70
J-U-B ENGINEERS, INC.	08/09/2023	127033	23B:GHID Landscaping Design	01-340-520920	INFRASTRUCTURE PURCHAS...	6,666.37
J-U-B ENGINEERS, INC.	08/30/2023	127124	21J:GHID HDQTRS LANDSCA...	01-340-520920	INFRASTRUCTURE PURCHAS...	2,888.48
J-U-B ENGINEERS, INC.	08/30/2023	127124	20B:RUSTON WTR TRTMT PL...	01-340-520920	INFRASTRUCTURE PURCHAS...	35,068.59
J-U-B ENGINEERS, INC.	08/30/2023	127124	22F:Ridgeland Construction ...	01-340-520920	INFRASTRUCTURE PURCHAS...	10,577.20
<b>Vendor 2734 - J-U-B ENGINEERS, INC. Total:</b>						<b>59,909.34</b>
<b>Vendor: 2881 - KEN GARFF WEST VALLEY FORD</b>						
KEN GARFF WEST VALLEY FO...	08/03/2023	127014	UNIT #50/LEFT FRONT SEAT ...	01-260-520210	REPAIR SUPPLIES - BLD/FLT ...	179.36
KEN GARFF WEST VALLEY FO...	08/09/2023	127034	UNIT #21/BRAKE PADS-FRON...	01-260-520210	REPAIR SUPPLIES - BLD/FLT ...	277.29
KEN GARFF WEST VALLEY FO...	08/09/2023	127034	UNIT #21/BRAKE RESERVOIR...	01-260-520210	REPAIR SUPPLIES - BLD/FLT ...	8.15
KEN GARFF WEST VALLEY FO...	08/09/2023	127034	UNIT #21/CRANK CASE FILTER	01-260-520210	REPAIR SUPPLIES - BLD/FLT ...	121.49
KEN GARFF WEST VALLEY FO...	08/23/2023	127081	UNIT #9/REAR SHOCKS	01-260-520210	REPAIR SUPPLIES - BLD/FLT ...	114.20
KEN GARFF WEST VALLEY FO...	08/23/2023	127081	UNIT #32/Spark plugs and P...	01-260-520210	REPAIR SUPPLIES - BLD/FLT ...	128.79
KEN GARFF WEST VALLEY FO...	08/23/2023	127105	F550 CAB AND CHASSIS FOR ...	01-260-510910	MACHINERY & EQUIPMENT -...	63,611.00
KEN GARFF WEST VALLEY FO...	08/30/2023	127127	UNIT #32/FUEL MANAGEME...	01-260-520210	REPAIR SUPPLIES - BLD/FLT ...	90.86
<b>Vendor 2881 - KEN GARFF WEST VALLEY FORD Total:</b>						<b>64,531.14</b>
<b>Vendor: 2900 - KILGORE COMPANIES, LLC</b>						
KILGORE COMPANIES, LLC	08/17/2023	127060	Asphalt for July Repairs	01-220-520210	REPAIR SUPPLIES - WTR R&R	655.09
KILGORE COMPANIES, LLC	08/17/2023	127060	Asphalt for July Repairs	01-220-520210	REPAIR SUPPLIES - WTR R&R	138.20
KILGORE COMPANIES, LLC	08/17/2023	127060	Asphalt for July Repairs	01-220-520210	REPAIR SUPPLIES - WTR R&R	134.00
KILGORE COMPANIES, LLC	08/17/2023	127060	Asphalt for July Repairs	01-220-520210	REPAIR SUPPLIES - WTR R&R	983.29
KILGORE COMPANIES, LLC	08/17/2023	127060	Asphalt for July Repairs	01-220-520210	REPAIR SUPPLIES - WTR R&R	266.63
KILGORE COMPANIES, LLC	08/17/2023	127060	Asphalt for July Repairs	01-220-520210	REPAIR SUPPLIES - WTR R&R	135.00
KILGORE COMPANIES, LLC	08/17/2023	127060	Asphalt for July Repairs	01-220-520210	REPAIR SUPPLIES - WTR R&R	194.10
KILGORE COMPANIES, LLC	08/17/2023	127060	Asphalt for July Repairs	01-220-520210	REPAIR SUPPLIES - WTR R&R	777.29
KILGORE COMPANIES, LLC	08/17/2023	127060	Asphalt for July Repairs	01-220-520210	REPAIR SUPPLIES - WTR R&R	108.00
KILGORE COMPANIES, LLC	08/17/2023	127060	Asphalt for July Repairs	01-220-520210	REPAIR SUPPLIES - WTR R&R	644.49
KILGORE COMPANIES, LLC	08/17/2023	127060	Asphalt for July Repairs	01-220-520210	REPAIR SUPPLIES - WTR R&R	284.91
KILGORE COMPANIES, LLC	08/17/2023	127060	Asphalt for July Repairs	01-220-520210	REPAIR SUPPLIES - WTR R&R	546.84
KILGORE COMPANIES, LLC	08/17/2023	127060	Asphalt for July Repairs	01-220-520210	REPAIR SUPPLIES - WTR R&R	220.00
KILGORE COMPANIES, LLC	08/17/2023	127060	Asphalt for July Repairs	01-220-520210	REPAIR SUPPLIES - WTR R&R	177.60
KILGORE COMPANIES, LLC	08/17/2023	127060	Asphalt for July Repairs	01-220-520210	REPAIR SUPPLIES - WTR R&R	717.85
<b>Vendor 2900 - KILGORE COMPANIES, LLC Total:</b>						<b>5,983.29</b>
<b>Vendor: 2971 - LEGALSHIELD</b>						
LEGALSHIELD	08/03/2023	127015	LEGAL SHIELD PAYABLE	01-000-220610	LEGAL SHIELD PAYABLE	88.79
LEGALSHIELD	08/03/2023	127015	LEGAL SHIELD PAYABLE	01-000-220610	LEGAL SHIELD PAYABLE	88.79
LEGALSHIELD	08/03/2023	127015	JUL LEGAL SHIELD ADJ	01-110-500170	LIFE/LTD/LTC INSURANCE - ...	0.05
LEGALSHIELD	08/30/2023	127128	LEGAL SHIELD PAYABLE	01-000-220610	LEGAL SHIELD PAYABLE	88.79
LEGALSHIELD	08/30/2023	127128	LEGAL SHIELD PAYABLE	01-000-220610	LEGAL SHIELD PAYABLE	88.79

**Paid Check Report**

**Payment Dates: 8/1/2023 - 8/31/2023**

Vendor Name	Payment Date	Payment Number	Description (Item)	Account Number	Account Name	Amount
LEGALSHIELD	08/30/2023	127128	LEGAL SHIELD PAYABLE	01-000-220610	LEGAL SHIELD PAYABLE	88.79
LEGALSHIELD	08/30/2023	127128	AUG LEGAL SHIELD ADJ	01-110-500170	LIFE/LTD/LTC INSURANCE - ...	0.11
<b>Vendor 2971 - LEGALSHIELD Total:</b>						<b>444.11</b>
<b>Vendor: 2980 - LES OLSON CO</b>						
LES OLSON CO	08/03/2023	127016	2023 2ND QTR CONTRACT BI...	01-130-510410	OFFICE SUPPLIES/PRINTING	169.36
<b>Vendor 2980 - LES OLSON CO Total:</b>						<b>169.36</b>
<b>Vendor: 5123 - LYNDON JONES CONSTRUCTION, INC.</b>						
LYNDON JONES CONSTRUCT...	08/23/2023	127100	RETENTION/22C - PMT NO 10	01-000-210110	RETAINAGE	-12,353.54
LYNDON JONES CONSTRUCT...	08/23/2023	127100	PMT #10/22C:LAKE PARK & ...	01-340-520920	INFRASTRUCTURE PURCHAS...	234,717.22
LYNDON JONES CONSTRUCT...	08/23/2023	127100	RETENTION/22C - PMT NO 10	01-340-520920	INFRASTRUCTURE PURCHAS...	12,353.54
<b>Vendor 5123 - LYNDON JONES CONSTRUCTION, INC. Total:</b>						<b>234,717.22</b>
<b>Vendor: 3040 - MAGNA WATER CO</b>						
MAGNA WATER CO	08/09/2023	DFT0000794	7200 WEST SEWER	01-110-510591	PAYMENTS TO OTHER GOV ...	194.22
MAGNA WATER CO	08/09/2023	DFT0000794	HUNTER VILLAGE PH 16	01-110-510591	PAYMENTS TO OTHER GOV ...	647.40
MAGNA WATER CO	08/09/2023	DFT0000794	ORCHARDVIEW SUBDIV	01-110-510591	PAYMENTS TO OTHER GOV ...	1,003.47
MAGNA WATER CO	08/09/2023	DFT0000794	HUNTER VILLAGE PH 17	01-110-510591	PAYMENTS TO OTHER GOV ...	2,427.75
MAGNA WATER CO	08/09/2023	DFT0000794	MAJESTIC VILLAS PASS-THRU	01-110-510591	PAYMENTS TO OTHER GOV ...	2,654.34
<b>Vendor 3040 - MAGNA WATER CO Total:</b>						<b>6,927.18</b>
<b>Vendor: 3117 - MCMICHAEL, DERRICK R</b>						
MCMICHAEL, DERRICK R	08/04/2023	10173	TUITION REIMB/BUS 180&38...	01-140-510480	TRAINING & EDUCATION - M...	553.00
<b>Vendor 3117 - MCMICHAEL, DERRICK R Total:</b>						<b>553.00</b>
<b>Vendor: 3119.5 - MERCEDES-BENZ VAN CENTER - WARNER</b>						
MERCEDES-BENZ VAN CENTE...	08/09/2023	127035	Unit #35 - DEF injector nozzle	01-260-520210	REPAIR SUPPLIES - BLD/FLT ...	540.61
MERCEDES-BENZ VAN CENTE...	08/30/2023	127129	UNIT #35/REPAIRS	01-260-520210	REPAIR SUPPLIES - BLD/FLT ...	1,287.30
<b>Vendor 3119.5 - MERCEDES-BENZ VAN CENTER - WARNER Total:</b>						<b>1,827.91</b>
<b>Vendor: 3123 - METERWORKS, INC.</b>						
METERWORKS, INC.	08/17/2023	127062	Mach 10 Mag Meters	01-140-520210	REPAIR SUPPLIES - METER	2,636.06
METERWORKS, INC.	08/17/2023	127062	4"x14" Mach 10	01-140-520210	REPAIR SUPPLIES - METER	3,356.21
METERWORKS, INC.	08/17/2023	127062	Mach 10 Mag Meters	01-140-520210	REPAIR SUPPLIES - METER	5,740.95
METERWORKS, INC.	08/30/2023	127130	Mach 10 Mag Meters	01-140-520210	REPAIR SUPPLIES - METER	14,230.43
<b>Vendor 3123 - METERWORKS, INC. Total:</b>						<b>25,963.65</b>
<b>Vendor: 3129 - MIDWEST HOSE &amp; SPECIALTY, INC.</b>						
MIDWEST HOSE & SPECIALTY,..	08/09/2023	127036	Midwest Hose Shoring	01-220-520240	TOOLS & SUPPLIES - WTR R&R	23.04
MIDWEST HOSE & SPECIALTY,..	08/09/2023	127036	Midwest Hose Shoring	01-220-520240	TOOLS & SUPPLIES - WTR R&R	3.06
MIDWEST HOSE & SPECIALTY,..	08/09/2023	127036	Midwest Hose Shoring	01-220-520240	TOOLS & SUPPLIES - WTR R&R	32.10
<b>Vendor 3129 - MIDWEST HOSE &amp; SPECIALTY, INC. Total:</b>						<b>58.20</b>
<b>Vendor: 3215 - MOUNTAIN VALLEY MECHANICAL</b>						
MOUNTAIN VALLEY MECHAN...	08/09/2023	127038	BLDG B/SWAMP COOLER RE...	01-360-510220	BUILDINGS & GROUNDS - SYS...	678.00
MOUNTAIN VALLEY MECHAN...	08/09/2023	127038	Booster 12 HVAC Repair	01-350-520210	REPAIR SUPPLIES - OPERATOR	2,830.61
MOUNTAIN VALLEY MECHAN...	08/23/2023	127083	Andra Booster HVAC	01-350-520210	REPAIR SUPPLIES - OPERATOR	2,192.13
MOUNTAIN VALLEY MECHAN...	08/30/2023	127132	WELL #12/BOOSTER	01-350-520210	REPAIR SUPPLIES - OPERATOR	1,199.80

Meter Inventory

**Paid Check Report**

**Payment Dates: 8/1/2023 - 8/31/2023**

Vendor Name	Payment Date	Payment Number	Description (Item)	Account Number	Account Name	Amount
MOUNTAIN VALLEY MECHAN...	08/30/2023	127132	ADMIN BLDG/HVAC REPAIR	01-360-510220	BUILDINGS & GROUNDS - SYS...	447.19
MOUNTAIN VALLEY MECHAN...	08/30/2023	127132	WELL #17/HVAC REPAIR	01-360-510220	BUILDINGS & GROUNDS - SYS...	507.68
<b>Vendor 3215 - MOUNTAIN VALLEY MECHANICAL Total:</b>						<b>7,855.41</b>
<b>Vendor: 3225 - MOUNTAIN WEST TRUCK CENTER</b>						
MOUNTAIN WEST TRUCK CE...	08/23/2023	127084	UNIT #20/AIR MANIFOLD	01-260-520210	REPAIR SUPPLIES - BLD/FLT ...	73.95
MOUNTAIN WEST TRUCK CE...	08/23/2023	127084	UNIT #20/AIR LINE FITTINGS	01-260-520210	REPAIR SUPPLIES - BLD/FLT ...	50.00
MOUNTAIN WEST TRUCK CE...	08/23/2023	127084	UNIT #20/AIR LINE FITTINGS	01-260-520210	REPAIR SUPPLIES - BLD/FLT ...	36.00
MOUNTAIN WEST TRUCK CE...	08/23/2023	127084	UNIT #20/AIR LINE FITTING	01-260-520210	REPAIR SUPPLIES - BLD/FLT ...	-43.00
MOUNTAIN WEST TRUCK CE...	08/30/2023	127133	Unit #20/Drain for Radiator ...	01-260-520210	REPAIR SUPPLIES - BLD/FLT ...	68.43
<b>Vendor 3225 - MOUNTAIN WEST TRUCK CENTER Total:</b>						<b>185.38</b>
<b>Vendor: 3210 - MOUNTAINLAND SUPPLY COMPANY</b>						
MOUNTAINLAND SUPPLY C...	08/03/2023	127017	3" Omni T2	01-140-520210	REPAIR SUPPLIES - METER	4,193.52
MOUNTAINLAND SUPPLY C...	08/03/2023	127017	CAST IRON YOKE BARS	01-220-520210	REPAIR SUPPLIES - WTR R&R	581.11
MOUNTAINLAND SUPPLY C...	08/03/2023	127017	3/4" COMP CORP STOPS	01-220-520210	REPAIR SUPPLIES - WTR R&R	0.01
MOUNTAINLAND SUPPLY C...	08/03/2023	127017	3/4" COMP CORP STOPS	01-220-520210	REPAIR SUPPLIES - WTR R&R	2,572.88
MOUNTAINLAND SUPPLY C...	08/09/2023	127037	Meter gaskets Ford GT-33	01-140-520210	REPAIR SUPPLIES - METER	167.00
MOUNTAINLAND SUPPLY C...	08/23/2023	127082	Meter gaskets Ford GT-33	01-140-520210	REPAIR SUPPLIES - METER	55.67
MOUNTAINLAND SUPPLY C...	08/23/2023	127082	Meter gaskets GT-118	01-140-520210	REPAIR SUPPLIES - METER	4.77
MOUNTAINLAND SUPPLY C...	08/30/2023	127131	omni 2" meters 10" lay length	01-140-520210	REPAIR SUPPLIES - METER	3,866.63
<b>Vendor 3210 - MOUNTAINLAND SUPPLY COMPANY Total:</b>						<b>11,441.59</b>
						Primarily Meter Inventory
<b>Vendor: 3240 - NAPA AUTO PARTS</b>						
NAPA AUTO PARTS	08/30/2023	127134	SHOP-FLOOR DRY	01-260-520210	REPAIR SUPPLIES - BLD/FLT ...	277.00
<b>Vendor 3240 - NAPA AUTO PARTS Total:</b>						<b>277.00</b>
<b>Vendor: 3272 - NELSON BROS CONSTRUCTION CO</b>						
NELSON BROS CONSTRUCTI...	08/17/2023	127063	RETENTION/20B - PMT NO 17	01-000-210110	RETAINAGE	-23,513.68
NELSON BROS CONSTRUCTI...	08/17/2023	127063	RETENTION/20B - PMT NO 17	01-340-520920	INFRASTRUCTURE PURCHAS...	23,513.68
NELSON BROS CONSTRUCTI...	08/17/2023	127063	PMT 17/20B:RUSHTON WTR ...	01-340-520920	INFRASTRUCTURE PURCHAS...	446,759.96
<b>Vendor 3272 - NELSON BROS CONSTRUCTION CO Total:</b>						<b>446,759.96</b>
<b>Vendor: 3375 - OCCUPATIONAL HEALTH CENTERS</b>						
OCCUPATIONAL HEALTH CEN...	08/23/2023	127085	PRE-EMP SCREENING	01-110-510520	PROFESSIONAL CONSULTING ..	151.00
OCCUPATIONAL HEALTH CEN...	08/30/2023	127135	PRE-EMP SCREENING	01-110-510520	PROFESSIONAL CONSULTING ..	82.00
<b>Vendor 3375 - OCCUPATIONAL HEALTH CENTERS Total:</b>						<b>233.00</b>
<b>Vendor: 3389.5 - OPTICARE VISION SERVICES</b>						
OPTICARE VISION SERVICES	08/23/2023	127086	AUG 2023 OPTICARE ADJ-EM...	01-000-220500	HEALTH INSURANCE PAYABLE	-10.83
OPTICARE VISION SERVICES	08/23/2023	127086	AUG 2023 OPTICARE ADJ-EM...	01-000-220500	HEALTH INSURANCE PAYABLE	-21.67
OPTICARE VISION SERVICES	08/23/2023	127086	AUG 2023 OPTICARE ADJ-RO...	01-110-500130	HEALTH INSURANCE - MGMT	0.27
OPTICARE VISION SERVICES	08/23/2023	127086	OPTICARE VISION INS	01-000-220500	HEALTH INSURANCE PAYABLE	398.01
OPTICARE VISION SERVICES	08/23/2023	127086	OPTICARE VISION INS	01-000-220500	HEALTH INSURANCE PAYABLE	408.84
<b>Vendor 3389.5 - OPTICARE VISION SERVICES Total:</b>						<b>774.62</b>
<b>Vendor: 3403 - PACE ANALYTICAL SERVICES, LLC</b>						
PACE ANALYTICAL SERVICES, ...	08/17/2023	127064	Pace Analytics UCMR 5 sampl...	01-231-530270	WATER TESTING FEES	2,508.00

**Paid Check Report**

**Payment Dates: 8/1/2023 - 8/31/2023**

Vendor Name	Payment Date	Payment Number	Description (Item)	Account Number	Account Name	Amount
PACE ANALYTICAL SERVICES, ...	08/23/2023	127087	Pace Analytics UCMR 5 sampl...	01-231-530270	WATER TESTING FEES	3,228.00
<b>Vendor 3403 - PACE ANALYTICAL SERVICES, LLC Total:</b>						<b>5,736.00</b>
<b>Vendor: 3468 - PETERBILT OF UTAH INC</b>						
PETERBILT OF UTAH INC	08/03/2023	127018	#24 AC DISCHARGE LINE	01-260-520210	REPAIR SUPPLIES - BLD/FLT ...	382.24
<b>Vendor 3468 - PETERBILT OF UTAH INC Total:</b>						<b>382.24</b>
<b>Vendor: 3481 - PITNEY BOWES RESERVE ACCOUNT</b>						
PITNEY BOWES RESERVE AC...	08/30/2023	127136	POSTAGE MACHINE REFILL	01-130-510420	POSTAGE & MAILING	450.00
<b>Vendor 3481 - PITNEY BOWES RESERVE ACCOUNT Total:</b>						<b>450.00</b>
<b>Vendor: 3630 - RASMUSSEN EQUIPMENT</b>						
RASMUSSEN EQUIPMENT	08/23/2023	127088	WS 5-31-23 Rasmussen Equi...	01-220-520210	REPAIR SUPPLIES - WTR R&R	575.90
<b>Vendor 3630 - RASMUSSEN EQUIPMENT Total:</b>						<b>575.90</b>
<b>Vendor: 3657 - READY MADE CONCRETE</b>						
READY MADE CONCRETE	08/09/2023	DFT0000795	Concrete for June Repairs	01-220-520210	REPAIR SUPPLIES - WTR R&R	406.00
READY MADE CONCRETE	08/09/2023	DFT0000795	Concrete for June Repairs	01-220-520210	REPAIR SUPPLIES - WTR R&R	596.00
READY MADE CONCRETE	08/09/2023	DFT0000795	Concrete for June Repairs	01-220-520210	REPAIR SUPPLIES - WTR R&R	192.00
READY MADE CONCRETE	08/09/2023	DFT0000795	Concrete for June Repairs	01-220-520210	REPAIR SUPPLIES - WTR R&R	1,677.00
READY MADE CONCRETE	08/09/2023	DFT0000795	Concrete for June Repairs	01-220-520210	REPAIR SUPPLIES - WTR R&R	410.00
READY MADE CONCRETE	08/09/2023	DFT0000795	Concrete for June Repairs	01-220-520210	REPAIR SUPPLIES - WTR R&R	410.00
READY MADE CONCRETE	08/09/2023	DFT0000795	Concrete for June Repairs	01-220-520210	REPAIR SUPPLIES - WTR R&R	410.00
READY MADE CONCRETE	08/09/2023	DFT0000795	Concrete for June Repairs	01-220-520210	REPAIR SUPPLIES - WTR R&R	410.00
READY MADE CONCRETE	08/09/2023	DFT0000795	Concrete for June Repairs	01-220-520210	REPAIR SUPPLIES - WTR R&R	329.50
READY MADE CONCRETE	08/09/2023	DFT0000795	Concrete for June Repairs	01-220-520210	REPAIR SUPPLIES - WTR R&R	410.00
<b>Vendor 3657 - READY MADE CONCRETE Total:</b>						<b>5,250.50</b>
<b>Vendor: 3747 - ROCKY MTN POWER</b>						
ROCKY MTN POWER	08/30/2023	127137	JUL 2023 POWER	01-110-510460	UTILITIES - MGMT	5,621.45
ROCKY MTN POWER	08/30/2023	127137	JUL 2023 POWER	01-230-510460	UTILITIES - WTR	95,060.39
ROCKY MTN POWER	08/30/2023	127137	JUL 2023 POWER	01-240-510460	UTILITIES - WW	15,227.98
<b>Vendor 3747 - ROCKY MTN POWER Total:</b>						<b>115,909.82</b>
<b>Vendor: 5172 - RYAN LOUMIS</b>						
RYAN LOUMIS	08/30/2023	127145	CDL Training	01-240-510480	TRAINING & EDUCATION - ...	1,300.00
<b>Vendor 5172 - RYAN LOUMIS Total:</b>						<b>1,300.00</b>
<b>Vendor: 4205 - S &amp; S ELECTRIC</b>						
S & S ELECTRIC	08/30/2023	127138	Emergency electrical repairs ...	01-350-520210	REPAIR SUPPLIES - OPERATOR	9,387.96
<b>Vendor 4205 - S &amp; S ELECTRIC Total:</b>						<b>9,387.96</b>
<b>Vendor: 3850 - SALT LAKE CEMENT CUTTING</b>						
SALT LAKE CEMENT CUTTING	08/23/2023	DFT0000817	Cement Cutting for Repairs	01-220-520210	REPAIR SUPPLIES - WTR R&R	180.00
SALT LAKE CEMENT CUTTING	08/23/2023	DFT0000817	Cement Cutting for Repairs	01-220-520210	REPAIR SUPPLIES - WTR R&R	180.00
SALT LAKE CEMENT CUTTING	08/23/2023	DFT0000817	Cement Cutting for Repairs	01-220-520210	REPAIR SUPPLIES - WTR R&R	180.00
SALT LAKE CEMENT CUTTING	08/23/2023	DFT0000817	Cement Cutting for Repairs	01-220-520210	REPAIR SUPPLIES - WTR R&R	180.00
SALT LAKE CEMENT CUTTING	08/23/2023	DFT0000817	Cement Cutting for Repairs	01-220-520210	REPAIR SUPPLIES - WTR R&R	180.00
SALT LAKE CEMENT CUTTING	08/23/2023	DFT0000817	Cement Cutting for Repairs	01-220-520210	REPAIR SUPPLIES - WTR R&R	180.00

**Paid Check Report**

**Payment Dates: 8/1/2023 - 8/31/2023**

Vendor Name	Payment Date	Payment Number	Description (Item)	Account Number	Account Name	Amount
SALT LAKE CEMENT CUTTING	08/23/2023	DFT0000817	Cement Cutting for Repairs	01-220-520210	REPAIR SUPPLIES - WTR R&R	290.00
SALT LAKE CEMENT CUTTING	08/23/2023	DFT0000817	Cement Cutting for Repairs	01-220-520210	REPAIR SUPPLIES - WTR R&R	295.20
SALT LAKE CEMENT CUTTING	08/23/2023	DFT0000817	Cement Cutting for Repairs	01-220-520210	REPAIR SUPPLIES - WTR R&R	180.00
SALT LAKE CEMENT CUTTING	08/23/2023	DFT0000817	Cement Cutting for Repairs	01-220-520210	REPAIR SUPPLIES - WTR R&R	200.00
SALT LAKE CEMENT CUTTING	08/23/2023	DFT0000817	Cement Cutting for Repairs	01-220-520210	REPAIR SUPPLIES - WTR R&R	250.00
<b>Vendor 3850 - SALT LAKE CEMENT CUTTING Total:</b>						<b>2,295.20</b>
<b>Vendor: 2444 - SALT LAKE VALLEY CHEVROLET</b>						
SALT LAKE VALLEY CHEVROL...	08/03/2023	127013	Unit #59/Injectors, spark plgs...	01-260-520210	REPAIR SUPPLIES - BLD/FLT ...	752.34
SALT LAKE VALLEY CHEVROL...	08/03/2023	127013	Unit #59/Coolant reservoir	01-260-520210	REPAIR SUPPLIES - BLD/FLT ...	77.43
SALT LAKE VALLEY CHEVROL...	08/09/2023	127032	UNIT #59/PCV VALVE	01-260-520210	REPAIR SUPPLIES - BLD/FLT ...	8.33
<b>Vendor 2444 - SALT LAKE VALLEY CHEVROLET Total:</b>						<b>838.10</b>
<b>Vendor: 3950 - SELECTHEALTH</b>						
SELECTHEALTH	08/23/2023	127089	RETIREE HEALTH INS	01-110-500130	HEALTH INSURANCE - MGMT	8,927.00
SELECTHEALTH	08/23/2023	127089	TERM EMPLOYEE HEALTH INS..	01-140-500130	HEALTH INSURANCE - METERS	599.80
SELECTHEALTH	08/23/2023	127089	TERM EMPLOYEE HEALTH INS..	01-140-500130	HEALTH INSURANCE - METERS	-899.70
SELECTHEALTH	08/23/2023	127089	NEW EMPLOYEE HEALTH INS ...	01-220-500130	HEALTH INSURANCE - WTR ...	-1,751.30
SELECTHEALTH	08/23/2023	127089	TERM EMPLOYEE HEALTH INS..	01-240-500130	HEALTH INSURANCE - WW ...	-2,626.95
SELECTHEALTH	08/23/2023	127089	HEALTH INS FAM. SELECT M...	01-000-220500	HEALTH INSURANCE PAYABLE	49,912.05
SELECTHEALTH	08/23/2023	127089	SINGLE SELECT MED	01-000-220500	HEALTH INSURANCE PAYABLE	4,798.40
SELECTHEALTH	08/23/2023	127089	SINGLE SELECT MED	01-000-220500	HEALTH INSURANCE PAYABLE	299.90
SELECTHEALTH	08/23/2023	127089	HEALTH INS FAM. SELECT M...	01-000-220500	HEALTH INSURANCE PAYABLE	50,787.70
SELECTHEALTH	08/23/2023	127089	SINGLE SELECT MED	01-000-220500	HEALTH INSURANCE PAYABLE	4,198.60
<b>Vendor 3950 - SELECTHEALTH Total:</b>						<b>114,245.50</b>
<b>Vendor: 4125 - SOUND CHOICE INC</b>						
SOUND CHOICE INC	08/23/2023	127090	2023 HEARING TESTS	01-210-510490	SAFETY EXPENSE	1,295.00
<b>Vendor 4125 - SOUND CHOICE INC Total:</b>						<b>1,295.00</b>
<b>Vendor: 4210 - STARR, STEVE</b>						
STARR, STEVE	08/24/2023	10178	2023 BOOT REIMBURSEMENT	01-210-510490	SAFETY EXPENSE	150.00
<b>Vendor 4210 - STARR, STEVE Total:</b>						<b>150.00</b>
<b>Vendor: 4238 - STEP SAVER INC</b>						
STEP SAVER INC	08/09/2023	127039	WELL #1/SALT	01-350-530260	WATER TREATMENT CHEMI...	1,543.10
STEP SAVER INC	08/09/2023	127039	WELL #8/SALT	01-350-530260	WATER TREATMENT CHEMI...	1,496.59
STEP SAVER INC	08/23/2023	127091	WELL #15/SALT	01-350-530260	WATER TREATMENT CHEMI...	1,600.29
<b>Vendor 4238 - STEP SAVER INC Total:</b>						<b>4,639.98</b>
<b>Vendor: 4247 - STRATTON AND BRATT LANDSCAPES, LLC</b>						
STRATTON AND BRATT LAND...	08/30/2023	127139	RETENTION/21J - PMT NO 8	01-000-210110	RETAINAGE	-845.12
STRATTON AND BRATT LAND...	08/30/2023	127139	RETENTION/21J - PMT NO 8	01-340-520920	INFRASTRUCTURE PURCHAS...	346.32
STRATTON AND BRATT LAND...	08/30/2023	127139	PMT #8/21J:GHID HDQTRS L...	01-340-520920	INFRASTRUCTURE PURCHAS...	9,477.20
STRATTON AND BRATT LAND...	08/30/2023	127139	PMT #8/21J:GHID HDQTRS L...	01-340-520920	INFRASTRUCTURE PURCHAS...	6,580.08
STRATTON AND BRATT LAND...	08/30/2023	127139	RETENTION/21J - PMT NO 8	01-340-520920	INFRASTRUCTURE PURCHAS...	498.80
STRATTON AND BRATT LAND...	08/30/2023	127139	RETENTION/21J - PMT NO 9	01-000-210110	RETAINAGE	-826.61
STRATTON AND BRATT LAND...	08/30/2023	127139	PMT #9/21J:GHID HDQTRS L...	01-340-520920	INFRASTRUCTURE PURCHAS...	15,705.51

**Paid Check Report**

**Payment Dates: 8/1/2023 - 8/31/2023**

Vendor Name	Payment Date	Payment Number	Description (Item)	Account Number	Account Name	Amount
STRATTON AND BRATT LAND...	08/30/2023	127139	RETENTION/21J - PMT NO 9	01-340-520920	INFRASTRUCTURE PURCHAS...	826.61
<b>Vendor 4247 - STRATTON AND BRATT LANDSCAPES, LLC Total:</b>						<b>31,762.79</b>
<b>Vendor: 4248 - STREAMLINE</b>						
STREAMLINE	08/09/2023	127040	AUG 2023 WEBSITE HOSTING	01-360-510440	COMPUTER SUPPLIES/EQUI...	1,080.00
<b>Vendor 4248 - STREAMLINE Total:</b>						<b>1,080.00</b>
<b>Vendor: 4281 - SUNRISE ENGINEERING, INC.</b>						
SUNRISE ENGINEERING, INC.	08/17/2023	127065	23C Well no. 1 Chlorinator - ...	01-340-520920	INFRASTRUCTURE PURCHAS...	3,517.50
SUNRISE ENGINEERING, INC.	08/17/2023	127065	23C Well no. 1 Chlorinator - ...	01-340-520920	INFRASTRUCTURE PURCHAS...	5,042.00
<b>Vendor 4281 - SUNRISE ENGINEERING, INC. Total:</b>						<b>8,559.50</b>
<b>Vendor: 4350 - THE DATA CENTER</b>						
THE DATA CENTER	08/09/2023	127041	JUL 2023 FULL SRVC PRINTING	01-130-510420	POSTAGE & MAILING	2,857.23
THE DATA CENTER	08/09/2023	127041	JUL 2023 POSTAGE & HANDL...	01-130-510420	POSTAGE & MAILING	9,771.43
<b>Vendor 4350 - THE DATA CENTER Total:</b>						<b>12,628.66</b>
<b>Vendor: 4405 - THOMAS PETROLEUM</b>						
THOMAS PETROLEUM	08/23/2023	127092	FUEL SURCHARGE/EXCISE TAX	01-260-510230	VEHICLE FUEL - BLD/FLT MAI...	271.03
THOMAS PETROLEUM	08/23/2023	127092	DIESEL FUEL FOR THE TANK ...	01-260-510230	VEHICLE FUEL - BLD/FLT MAI...	2,247.08
THOMAS PETROLEUM	08/30/2023	127140	FUEL SURCHARGE/EXCISE TAX	01-260-510230	VEHICLE FUEL - BLD/FLT MAI...	315.84
THOMAS PETROLEUM	08/30/2023	127140	800 GALLONS DIESEL FOR TH...	01-260-510230	VEHICLE FUEL - BLD/FLT MAI...	2,720.00
THOMAS PETROLEUM	08/30/2023	127140	800 GALLONS DIESEL FOR TH...	01-260-510230	VEHICLE FUEL - BLD/FLT MAI...	44.80
<b>Vendor 4405 - THOMAS PETROLEUM Total:</b>						<b>5,598.75</b>
<b>Vendor: 5260 - THURGOOD, CHAD</b>						
THURGOOD, CHAD	08/10/2023	10176	2023 BOOT REIMBURSEMENT	01-210-510490	SAFETY EXPENSE	150.00
<b>Vendor 5260 - THURGOOD, CHAD Total:</b>						<b>150.00</b>
<b>Vendor: 4430 - TIRE WORLD</b>						
TIRE WORLD	08/23/2023	127093	LOADER TIRE REPAIR-RIM IS...	01-260-520210	REPAIR SUPPLIES - BLD/FLT ...	411.95
TIRE WORLD	08/23/2023	127093	UNIT #26/FLAT REPAIR	01-260-520210	REPAIR SUPPLIES - BLD/FLT ...	59.00
<b>Vendor 4430 - TIRE WORLD Total:</b>						<b>470.95</b>
<b>Vendor: 4435 - TITUS INDUSTRIAL GROUP INC.</b>						
TITUS INDUSTRIAL GROUP IN...	08/30/2023	127141	05-11-23_WWMaint_Titus_...	01-240-520210	REPAIR SUPPLIES - WW MAI...	12,375.00
<b>Vendor 4435 - TITUS INDUSTRIAL GROUP INC. Total:</b>						<b>12,375.00</b>
<b>Vendor: 4501 - UNDERGROUND SOLUTIONS INC</b>						
UNDERGROUND SOLUTIONS ...	08/03/2023	127019	FUSION LICENSE FEE	01-220-520210	REPAIR SUPPLIES - WTR R&R	100.00
<b>Vendor 4501 - UNDERGROUND SOLUTIONS INC Total:</b>						<b>100.00</b>
<b>Vendor: 4505 - UNITED FENCE CO</b>						
UNITED FENCE CO	08/09/2023	127042	CLAIM #FLS9307/FENCE RE...	01-110-510450	GENERAL INSURANCE	2,179.00
<b>Vendor 4505 - UNITED FENCE CO Total:</b>						<b>2,179.00</b>
<b>Vendor: 4545 - UNUM LIFE INSURANCE CO OF AMER</b>						
UNUM LIFE INSURANCE CO ...	08/23/2023	127094	AUG 2023 LTC ADJ-EMP #243	01-130-500170	LIFE/LTD/LTC INSURANCE - C...	-8.50
UNUM LIFE INSURANCE CO ...	08/23/2023	127094	AUG 2023 LTC ADJ- EMP #140	01-140-500170	LIFE/LTD/LTC INSURANCE - ...	-2.40
UNUM LIFE INSURANCE CO ...	08/23/2023	127094	AUG 2023 LTC ADJ-EMP #236	01-230-500170	LIFE/LTD/LTC INSURANCE - ...	-2.40

**Paid Check Report**

**Payment Dates: 8/1/2023 - 8/31/2023**

Vendor Name	Payment Date	Payment Number	Description (Item)	Account Number	Account Name	Amount
UNUM LIFE INSURANCE CO ...	08/23/2023	127094	AUG 2023 LTC ADJ-EMP #237	01-240-500170	LIFE/LTD/LTC INSURANCE - ...	-2.40
UNUM LIFE INSURANCE CO ...	08/23/2023	127094	AUG 2023 LTC ADJ-EMP #244	01-240-500170	LIFE/LTD/LTC INSURANCE - ...	-1.30
UNUM LIFE INSURANCE CO ...	08/23/2023	127094	AUG 2023 LTC ADJ-EMP #239	01-260-500170	LIFE/LTD/LTC INSURANCE - B...	-2.40
UNUM LIFE INSURANCE CO ...	08/23/2023	127094	AUG 2023 LTC ADJ-EMP #109	01-350-500170	LIFE/LTD/LTC INSURANCE - O...	-0.80
UNUM LIFE INSURANCE CO ...	08/23/2023	127094	LONG TERM CARE	01-000-220600	OTHER INSURANCE PAYABLE	120.95
UNUM LIFE INSURANCE CO ...	08/23/2023	127094	LONG TERM CARE	01-000-220600	OTHER INSURANCE PAYABLE	122.25
UNUM LIFE INSURANCE CO ...	08/23/2023	127106	AUG 2023 EMPLOYER LIFE A...	01-110-500170	LIFE/LTD/LTC INSURANCE - ...	0.31
UNUM LIFE INSURANCE CO ...	08/23/2023	127106	AUG 2023 EMPLOYER LIFE A...	01-130-500170	LIFE/LTD/LTC INSURANCE - C...	2.73
UNUM LIFE INSURANCE CO ...	08/23/2023	127106	AUG 2023 EMPLOYER LIFE A...	01-130-500170	LIFE/LTD/LTC INSURANCE - C...	-52.70
UNUM LIFE INSURANCE CO ...	08/23/2023	127106	AUG 2023 EMPLOYER LIFE A...	01-140-500170	LIFE/LTD/LTC INSURANCE - ...	-2.40
UNUM LIFE INSURANCE CO ...	08/23/2023	127106	AUG 2023 EMPLOYER LIFE A...	01-140-500170	LIFE/LTD/LTC INSURANCE - ...	-27.31
UNUM LIFE INSURANCE CO ...	08/23/2023	127106	AUG 2023 EMPLOYER LIFE A...	01-140-500170	LIFE/LTD/LTC INSURANCE - ...	54.24
UNUM LIFE INSURANCE CO ...	08/23/2023	127106	AUG 2023 EMPLOYER LIFE A...	01-140-500170	LIFE/LTD/LTC INSURANCE - ...	1.00
UNUM LIFE INSURANCE CO ...	08/23/2023	127106	AUG 2023 EMPLOYER LIFE A...	01-220-500170	LIFE/LTD/LTC INSURANCE - ...	-0.84
UNUM LIFE INSURANCE CO ...	08/23/2023	127106	AUG 2023 EMPLOYER LIFE A...	01-240-500170	LIFE/LTD/LTC INSURANCE - ...	-30.31
UNUM LIFE INSURANCE CO ...	08/23/2023	127106	AUG 2023 EMPLOYER LIFE A...	01-240-500170	LIFE/LTD/LTC INSURANCE - ...	-14.31
UNUM LIFE INSURANCE CO ...	08/23/2023	127106	AUG 2023 EMPLOYER LIFE A...	01-350-500170	LIFE/LTD/LTC INSURANCE - O...	-0.18
UNUM LIFE INSURANCE CO ...	08/23/2023	127106	LIFE INSURANCE	01-000-220620	VOLUNTARY LIFE PAYABLE	1,812.61
UNUM LIFE INSURANCE CO ...	08/23/2023	127106	LIFE INSURANCE	01-000-220620	VOLUNTARY LIFE PAYABLE	1,823.68
UNUM LIFE INSURANCE CO ...	08/23/2023	127107	VOL LIFE INSURANCE	01-000-220620	VOLUNTARY LIFE PAYABLE	502.02
UNUM LIFE INSURANCE CO ...	08/23/2023	127107	VOL LIFE INSURANCE	01-000-220620	VOLUNTARY LIFE PAYABLE	502.02
UNUM LIFE INSURANCE CO ...	08/23/2023	127107	AUG 2023 VOL LIFE ADJ-RO...	01-110-500170	LIFE/LTD/LTC INSURANCE - ...	0.11
<b>Vendor 4545 - UNUM LIFE INSURANCE CO OF AMER Total:</b>						<b>4,793.67</b>
<b>Vendor: 0001 - US TREASURY</b>						
US TREASURY	08/03/2023	DFT0000790	MEDICARE WITHHOLDING	01-000-230100	FEDERAL W/H & MEDICARE ...	7,026.54
US TREASURY	08/03/2023	DFT0000791	FEDERAL WITHHOLDING	01-000-230100	FEDERAL W/H & MEDICARE ...	20,926.08
US TREASURY	08/17/2023	DFT0000814	MEDICARE WITHHOLDING	01-000-230100	FEDERAL W/H & MEDICARE ...	6,549.12
US TREASURY	08/17/2023	DFT0000815	FEDERAL WITHHOLDING	01-000-230100	FEDERAL W/H & MEDICARE ...	19,360.25
US TREASURY	08/31/2023	DFT0000836	MEDICARE WITHHOLDING	01-000-230100	FEDERAL W/H & MEDICARE ...	6,607.72
US TREASURY	08/31/2023	DFT0000837	FEDERAL WITHHOLDING	01-000-230100	FEDERAL W/H & MEDICARE ...	19,201.24
<b>Vendor 0001 - US TREASURY Total:</b>						<b>79,670.95</b>
<b>Vendor: 4570 - UTAH ASSOCIATION OF SPECIAL DISTRICTS</b>						
UTAH ASSOCIATION OF SPEC...	08/23/2023	127095	2024 MEMBERSHIP DUES	01-110-510430	GENERAL ADMINISTRATIVE	15,000.00
<b>Vendor 4570 - UTAH ASSOCIATION OF SPECIAL DISTRICTS Total:</b>						<b>15,000.00</b>
<b>Vendor: 4596 - UTAH DEPT WORKFORCE SERVICES</b>						
UTAH DEPT WORKFORCE SE...	08/09/2023	127043	R 6-910392-0/JUL 2023	01-110-500180	STATE UNEMPLOYMENT - M...	3,894.90
<b>Vendor 4596 - UTAH DEPT WORKFORCE SERVICES Total:</b>						<b>3,894.90</b>
<b>Vendor: 4620 - UTAH LOCAL GOVERNMENTS TRUST</b>						
UTAH LOCAL GOVERNMENTS...	08/23/2023	127096	20120-AUTO/PHYSICAL DMG...	01-110-510450	GENERAL INSURANCE	-434.98
UTAH LOCAL GOVERNMENTS...	08/23/2023	127096	20120-WC/AUDIT 4-1-22 TO ...	01-110-500160	WORKERS COMP INS - MGMT	6,383.98
<b>Vendor 4620 - UTAH LOCAL GOVERNMENTS TRUST Total:</b>						<b>5,949.00</b>



**Paid Check Report**

**Payment Dates: 8/1/2023 - 8/31/2023**

Vendor Name	Payment Date	Payment Number	Description (Item)	Account Number	Account Name	Amount
<b>Vendor: 4640 - UTAH RETIREMENT SYSTEMS</b>						
UTAH RETIREMENT SYSTEMS	08/03/2023	DFT0000772	TIER 2 DEFINED CONTRIBUTI...	01-000-220400	RETIREMENT CONTRIB PAYA...	1,636.48
UTAH RETIREMENT SYSTEMS	08/03/2023	DFT0000773	TIER 2 HYBRID CONTRIBUTI...	01-000-220400	RETIREMENT CONTRIB PAYA...	14,132.11
UTAH RETIREMENT SYSTEMS	08/03/2023	DFT0000774	457 CONTRIBUTION %	01-000-220400	RETIREMENT CONTRIB PAYA...	139.15
UTAH RETIREMENT SYSTEMS	08/03/2023	DFT0000775	457 CONTRIBUTION AMOUNT	01-000-220400	RETIREMENT CONTRIB PAYA...	75.00
UTAH RETIREMENT SYSTEMS	08/03/2023	DFT0000776	457 CONTRIB - BOARD	01-000-220400	RETIREMENT CONTRIB PAYA...	103.34
UTAH RETIREMENT SYSTEMS	08/03/2023	DFT0000777	457 CONTRIB - TIER 2	01-000-220400	RETIREMENT CONTRIB PAYA...	263.14
UTAH RETIREMENT SYSTEMS	08/03/2023	DFT0000780	401(K) \$ TIER 2 EMP CONTRIB	01-000-220400	RETIREMENT CONTRIB PAYA...	40.00
UTAH RETIREMENT SYSTEMS	08/03/2023	DFT0000781	TIER 2 DC 401K	01-000-220400	RETIREMENT CONTRIB PAYA...	2,643.76
UTAH RETIREMENT SYSTEMS	08/03/2023	DFT0000783	TIER 2 HYBRID 401K	01-000-220400	RETIREMENT CONTRIB PAYA...	158.91
UTAH RETIREMENT SYSTEMS	08/03/2023	DFT0000786	TIER 2 ROTH IRA CONTRIB A...	01-000-220400	RETIREMENT CONTRIB PAYA...	640.00
UTAH RETIREMENT SYSTEMS	08/03/2023	DFT0000787	ROTH IRA CONTRIBUTION A...	01-000-220400	RETIREMENT CONTRIB PAYA...	430.00
UTAH RETIREMENT SYSTEMS	08/03/2023	DFT0000788	TIER 2 - 457 CONTRIB	01-000-220400	RETIREMENT CONTRIB PAYA...	5.00
UTAH RETIREMENT SYSTEMS	08/03/2023	DFT0000789	UT STATE RET CONTRIBUTION	01-000-220400	RETIREMENT CONTRIB PAYA...	19,499.29
UTAH RETIREMENT SYSTEMS	08/17/2023	DFT0000797	TIER 2 DEFINED CONTRIBUTI...	01-000-220400	RETIREMENT CONTRIB PAYA...	1,737.19
UTAH RETIREMENT SYSTEMS	08/17/2023	DFT0000798	TIER 2 HYBRID CONTRIBUTI...	01-000-220400	RETIREMENT CONTRIB PAYA...	14,556.94
UTAH RETIREMENT SYSTEMS	08/17/2023	DFT0000799	457 CONTRIBUTION %	01-000-220400	RETIREMENT CONTRIB PAYA...	154.96
UTAH RETIREMENT SYSTEMS	08/17/2023	DFT0000800	457 CONTRIBUTION AMOUNT	01-000-220400	RETIREMENT CONTRIB PAYA...	75.00
UTAH RETIREMENT SYSTEMS	08/17/2023	DFT0000801	457 CONTRIB - TIER 2	01-000-220400	RETIREMENT CONTRIB PAYA...	219.33
UTAH RETIREMENT SYSTEMS	08/17/2023	DFT0000804	401(K) \$ TIER 2 EMP CONTRIB	01-000-220400	RETIREMENT CONTRIB PAYA...	40.00
UTAH RETIREMENT SYSTEMS	08/17/2023	DFT0000805	TIER 2 DC 401K	01-000-220400	RETIREMENT CONTRIB PAYA...	2,806.44
UTAH RETIREMENT SYSTEMS	08/17/2023	DFT0000807	TIER 2 HYBRID 401K	01-000-220400	RETIREMENT CONTRIB PAYA...	163.67
UTAH RETIREMENT SYSTEMS	08/17/2023	DFT0000810	TIER 2 ROTH IRA CONTRIB A...	01-000-220400	RETIREMENT CONTRIB PAYA...	640.00
UTAH RETIREMENT SYSTEMS	08/17/2023	DFT0000811	ROTH IRA CONTRIBUTION A...	01-000-220400	RETIREMENT CONTRIB PAYA...	430.00
UTAH RETIREMENT SYSTEMS	08/17/2023	DFT0000812	TIER 2 - 457 CONTRIB	01-000-220400	RETIREMENT CONTRIB PAYA...	5.00
UTAH RETIREMENT SYSTEMS	08/17/2023	DFT0000813	UT STATE RET CONTRIBUTION	01-000-220400	RETIREMENT CONTRIB PAYA...	19,534.90
UTAH RETIREMENT SYSTEMS	08/31/2023	DFT0000819	TIER 2 DEFINED CONTRIBUTI...	01-000-220400	RETIREMENT CONTRIB PAYA...	1,688.04
UTAH RETIREMENT SYSTEMS	08/31/2023	DFT0000820	TIER 2 HYBRID CONTRIBUTI...	01-000-220400	RETIREMENT CONTRIB PAYA...	14,185.69
UTAH RETIREMENT SYSTEMS	08/31/2023	DFT0000821	457 CONTRIBUTION %	01-000-220400	RETIREMENT CONTRIB PAYA...	234.67
UTAH RETIREMENT SYSTEMS	08/31/2023	DFT0000822	457 CONTRIBUTION AMOUNT	01-000-220400	RETIREMENT CONTRIB PAYA...	75.00
UTAH RETIREMENT SYSTEMS	08/31/2023	DFT0000823	457 CONTRIB - TIER 2	01-000-220400	RETIREMENT CONTRIB PAYA...	178.47
UTAH RETIREMENT SYSTEMS	08/31/2023	DFT0000826	401(K) \$ TIER 2 EMP CONTRIB	01-000-220400	RETIREMENT CONTRIB PAYA...	40.00
UTAH RETIREMENT SYSTEMS	08/31/2023	DFT0000827	TIER 2 DC 401K	01-000-220400	RETIREMENT CONTRIB PAYA...	2,727.05
UTAH RETIREMENT SYSTEMS	08/31/2023	DFT0000829	TIER 2 HYBRID 401K	01-000-220400	RETIREMENT CONTRIB PAYA...	159.48
UTAH RETIREMENT SYSTEMS	08/31/2023	DFT0000832	TIER 2 ROTH IRA CONTRIB A...	01-000-220400	RETIREMENT CONTRIB PAYA...	590.00
UTAH RETIREMENT SYSTEMS	08/31/2023	DFT0000833	ROTH IRA CONTRIBUTION A...	01-000-220400	RETIREMENT CONTRIB PAYA...	430.00
UTAH RETIREMENT SYSTEMS	08/31/2023	DFT0000834	TIER 2 - 457 CONTRIB	01-000-220400	RETIREMENT CONTRIB PAYA...	5.00
UTAH RETIREMENT SYSTEMS	08/31/2023	DFT0000835	UT STATE RET CONTRIBUTION	01-000-220400	RETIREMENT CONTRIB PAYA...	20,222.03
<b>Vendor 4640 - UTAH RETIREMENT SYSTEMS Total:</b>						<b>120,665.04</b>
<b>Vendor: 4650 - UTAH STATE TAX COMMISSION</b>						
UTAH STATE TAX COMMISSI...	08/01/2023	127007	STATE WITHHOLDING	01-000-230200	STATE W/H PAYABLE	10,107.92
UTAH STATE TAX COMMISSI...	08/01/2023	127007	STATE WITHHOLDING	01-000-230200	STATE W/H PAYABLE	86.12

**Paid Check Report**

**Payment Dates: 8/1/2023 - 8/31/2023**

Vendor Name	Payment Date	Payment Number	Description (Item)	Account Number	Account Name	Amount
UTAH STATE TAX COMMISSI...	08/01/2023	127007	STATE WITHHOLDING	01-000-230200	STATE W/H PAYABLE	9,538.87
<b>Vendor 4650 - UTAH STATE TAX COMMISSION Total:</b>						<b>19,732.91</b>
<b>Vendor: 4680 - UTAH WATER USERS ASSOCIATION</b>						
UTAH WATER USERS ASSOCI...	08/23/2023	127097	REGISTRATION/UTAH WATER...	01-110-510480	TRAINING & EDUCATION - M...	150.00
<b>Vendor 4680 - UTAH WATER USERS ASSOCIATION Total:</b>						<b>150.00</b>
<b>Vendor: 4693 - UTOPIA</b>						
UTOPIA	08/09/2023	127044	AUG 2023 FIBER OPTICS	01-360-510470	TELEPHONE	1,200.00
<b>Vendor 4693 - UTOPIA Total:</b>						<b>1,200.00</b>
<b>Vendor: 4704 - VERIZON WIRELESS</b>						
VERIZON WIRELESS	08/23/2023	DFT0000818	Verizon Wireless Services	01-360-510470	TELEPHONE	1,757.58
<b>Vendor 4704 - VERIZON WIRELESS Total:</b>						<b>1,757.58</b>
<b>Vendor: 4698 - VLCM</b>						
VLCM	08/23/2023	127098	EMAIL ARCHIVING SERVICE/...	01-360-510440	COMPUTER SUPPLIES/EQUI...	3,735.00
VLCM	08/30/2023	127142	Annual renewal of SCADA da...	01-360-510440	COMPUTER SUPPLIES/EQUI...	8,069.60
<b>Vendor 4698 - VLCM Total:</b>						<b>11,804.60</b>
<b>Vendor: 5178 - VOYA RETIREMENT INSURANCE AND ANNUITY COMPANY</b>						
VOYA RETIREMENT INSURAN...	08/03/2023	DFT0000778	401(K) CONTRIBUTIONS	01-000-220400	RETIREMENT CONTRIB PAYA...	72.00
VOYA RETIREMENT INSURAN...	08/03/2023	DFT0000779	401(K) CONTRIBUTIONS	01-000-220400	RETIREMENT CONTRIB PAYA...	28,466.72
VOYA RETIREMENT INSURAN...	08/03/2023	DFT0000784	401(K) LOAN PAYMENT	01-000-220400	RETIREMENT CONTRIB PAYA...	1,531.51
VOYA RETIREMENT INSURAN...	08/03/2023	DFT0000785	401(K) LOAN PAYMENT	01-000-220400	RETIREMENT CONTRIB PAYA...	646.93
VOYA RETIREMENT INSURAN...	08/17/2023	DFT0000802	401(K) CONTRIBUTIONS	01-000-220400	RETIREMENT CONTRIB PAYA...	72.00
VOYA RETIREMENT INSURAN...	08/17/2023	DFT0000803	401(K) CONTRIBUTIONS	01-000-220400	RETIREMENT CONTRIB PAYA...	26,693.55
VOYA RETIREMENT INSURAN...	08/17/2023	DFT0000808	401(K) LOAN PAYMENT	01-000-220400	RETIREMENT CONTRIB PAYA...	1,531.51
VOYA RETIREMENT INSURAN...	08/17/2023	DFT0000809	401(K) LOAN PAYMENT	01-000-220400	RETIREMENT CONTRIB PAYA...	646.93
VOYA RETIREMENT INSURAN...	08/31/2023	DFT0000824	401(K) CONTRIBUTIONS	01-000-220400	RETIREMENT CONTRIB PAYA...	22.00
VOYA RETIREMENT INSURAN...	08/31/2023	DFT0000825	401(K) CONTRIBUTIONS	01-000-220400	RETIREMENT CONTRIB PAYA...	26,879.88
VOYA RETIREMENT INSURAN...	08/31/2023	DFT0000830	401(K) LOAN PAYMENT	01-000-220400	RETIREMENT CONTRIB PAYA...	1,531.51
VOYA RETIREMENT INSURAN...	08/31/2023	DFT0000831	401(K) LOAN PAYMENT	01-000-220400	RETIREMENT CONTRIB PAYA...	646.93
<b>Vendor 5178 - VOYA RETIREMENT INSURANCE AND ANNUITY COMPANY Total:</b>						<b>88,741.47</b>
<b>Vendor: 4880 - WEST VALLEY CITY</b>						
WEST VALLEY CITY	08/09/2023	DFT0000796	AUG 2022 STRMWTR/ST LIG...	01-110-510460	UTILITIES - MGMT	783.00
WEST VALLEY CITY	08/09/2023	DFT0000796	NOV 2022 STRMWTR/ST LIG...	01-230-510460	UTILITIES - WTR	465.00
WEST VALLEY CITY	08/09/2023	DFT0000796	NOV 2022 STRMWTR/ST LIG...	01-240-510460	UTILITIES - WW	200.10
<b>Vendor 4880 - WEST VALLEY CITY Total:</b>						<b>1,448.10</b>
<b>Vendor: 5265 - WESTERN EXCAVATING &amp; CONSTRUCTION</b>						
WESTERN EXCAVATING & C...	08/17/2023	127068	WESTERN EXCAVATING/FIRE...	01-000-430990	MISC INCOME	1,639.88
<b>Vendor 5265 - WESTERN EXCAVATING &amp; CONSTRUCTION Total:</b>						<b>1,639.88</b>
<b>Vendor: 4910 - WHEELER MACHINERY CO</b>						
WHEELER MACHINERY CO	08/09/2023	127045	Wheeler Machine Asphalt Mil..	01-220-520210	REPAIR SUPPLIES - WTR R&R	510.00
WHEELER MACHINERY CO	08/30/2023	127143	DECKER MAIN/CAT GENERA...	01-350-520210	REPAIR SUPPLIES - OPERATOR	-386.20
WHEELER MACHINERY CO	08/30/2023	127143	DECKER MAIN/CAT GENERA...	01-350-520210	REPAIR SUPPLIES - OPERATOR	386.20

**Paid Check Report**

**Payment Dates: 8/1/2023 - 8/31/2023**

<b>Vendor Name</b>	<b>Payment Date</b>	<b>Payment Number</b>	<b>Description (Item)</b>	<b>Account Number</b>	<b>Account Name</b>	<b>Amount</b>
WHEELER MACHINERY CO	08/30/2023	127143	Decker Main Cat Generator r...	01-350-520210	REPAIR SUPPLIES - OPERATOR	339.60
<b>Vendor 4910 - WHEELER MACHINERY CO Total:</b>						<b>849.60</b>
<b>Vendor: 4925 - WIDDISON WELL SERVICES INC</b>						
WIDDISON WELL SERVICES I...	08/09/2023	127046	01-350-520210	01-350-520210	REPAIR SUPPLIES - OPERATOR	820.00
<b>Vendor 4925 - WIDDISON WELL SERVICES INC Total:</b>						<b>820.00</b>
<b>Vendor: 4995 - WORKFORCE QA</b>						
WORKFORCE QA	08/03/2023	127020	RANDOM EMPLOYEE DRUG ...	01-110-510520	PROFESSIONAL CONSULTING ..	145.00
WORKFORCE QA	08/30/2023	127144	RANDOM EMPLOYEE DRUG ...	01-110-510520	PROFESSIONAL CONSULTING ..	240.00
<b>Vendor 4995 - WORKFORCE QA Total:</b>						<b>385.00</b>
<b>Grand Total:</b>						<b>5,317,576.53</b>

# Report Summary

## Fund Summary

Fund	Payment Amount
01 - GENERAL FUND	5,317,576.53
<b>Grand Total:</b>	<b>5,317,576.53</b>

## Account Summary

Account Number	Account Name	Payment Amount
01-000-210110	RETAINAGE	4,860.17
01-000-210150	AMEX/MC PAYABLE	30,405.00
01-000-220400	RETIREMENT CONTRIB P...	209,406.51
01-000-220500	HEALTH INSURANCE PA...	125,309.95
01-000-220600	OTHER INSURANCE PAY...	243.20
01-000-220610	LEGAL SHIELD PAYABLE	443.95
01-000-220620	VOLUNTARY LIFE PAYAB...	4,640.33
01-000-220900	CAFETERIA PLAN PAYAB...	35,249.42
01-000-230100	FEDERAL W/H & MEDIC...	79,670.95
01-000-230200	STATE W/H PAYABLE	19,732.91
01-000-430990	MISC INCOME	6,192.81
01-105-510480	TRAINING & EDUCATION...	815.00
01-110-500130	HEALTH INSURANCE - M...	9,785.07
01-110-500160	WORKERS COMP INS - ...	6,383.98
01-110-500170	LIFE/LTD/LTC INSURANC...	0.58
01-110-500180	STATE UNEMPLOYMENT ...	3,894.90
01-110-510430	GENERAL ADMINISTRAT...	17,378.73
01-110-510450	GENERAL INSURANCE	3,536.54
01-110-510460	UTILITIES - MGMT	6,660.83
01-110-510480	TRAINING & EDUCATION...	1,425.00
01-110-510500	LEGAL EXPENSE	1,476.00
01-110-510520	PROFESSIONAL CONSULT..	671.20
01-110-510540	BANKING & BONDING E...	437.20
01-110-510591	PAYMENTS TO OTHER G...	6,927.18
01-120-500130	HEALTH INSURANCE - HR	-0.02
01-120-510480	TRAINING & EDUCATION...	525.00
01-130-500130	HEALTH INSURANCE - C...	99.26
01-130-500170	LIFE/LTD/LTC INSURANC...	-58.47
01-130-510220	BUILDINGS & GROUNDS -..	2,812.86
01-130-510410	OFFICE SUPPLIES/PRINT...	1,012.08
01-130-510420	POSTAGE & MAILING	13,097.77
01-140-500130	HEALTH INSURANCE - M...	-347.63
01-140-500170	LIFE/LTD/LTC INSURANC...	23.13
01-140-510480	TRAINING & EDUCATION...	553.00
01-140-520210	REPAIR SUPPLIES - METER	34,251.24

Payroll Taxes and Employee Benefits \$489,765.67

**Account Summary**

Account Number	Account Name	Payment Amount	
01-140-520240	TOOLS & SUPPLIES - ME...	199.00	
01-210-510490	SAFETY EXPENSE	8,262.72	
01-220-500130	HEALTH INSURANCE - W...	-1,850.64	
01-220-500170	LIFE/LTD/LTC INSURANC...	-0.84	
01-220-510480	TRAINING & EDUCATION...	1,070.00	
01-220-520210	REPAIR SUPPLIES - WTR ...	21,951.98	
01-220-520240	TOOLS & SUPPLIES - WTR..	692.70	
01-230-500130	HEALTH INSURANCE - W...	-0.02	
01-230-500170	LIFE/LTD/LTC INSURANC...	-2.40	
01-230-510460	UTILITIES - WTR	95,835.64	
01-230-510480	TRAINING & EDUCATION...	430.00	
01-230-520240	TOOLS & SUPPLIES - WTR..	181.37	
01-231-530270	WATER TESTING FEES	17,155.67	
01-240-500130	HEALTH INSURANCE - ...	-2,775.89	
01-240-500170	LIFE/LTD/LTC INSURANC...	-48.32	
01-240-510460	UTILITIES - WW	15,497.38	
01-240-510480	TRAINING & EDUCATION...	1,480.00	
01-240-520210	REPAIR SUPPLIES - WW ...	12,375.00	
01-240-520240	TOOLS & SUPPLIES - WW...	3,457.77	
01-260-500130	HEALTH INSURANCE - B...	-31.80	
01-260-500170	LIFE/LTD/LTC INSURANC...	-2.40	
01-260-510230	VEHICLE FUEL - BLD/FLT...	5,598.75	
01-260-510235	VEHICLE LEASE	7,790.73	
01-260-510910	MACHINERY & EQUIPM...	68,668.62	
01-260-520210	REPAIR SUPPLIES - BLD/F...	10,945.95	
01-260-520240	TOOLS & SUPPLIES - BLD...	105.28	
01-320-500130	HEALTH INSURANCE - S...	-0.02	
01-340-500130	HEALTH INSURANCE - E...	-0.02	
01-340-510480	TRAINING & EDUCATION...	950.00	
01-340-510520	PROFESSIONAL CONSULT..	1,412.54	
01-340-520920	INFRASTRUCTURE PURC...	1,650,461.77	Infrastructure \$1,655,321.94
01-350-500170	LIFE/LTD/LTC INSURANC...	-0.98	
01-350-520210	REPAIR SUPPLIES - OPER...	20,739.72	
01-350-530250	WATER SUPPLY EXPENSE	1,709,814.49	Jordan Valley Water
01-350-530260	WATER TREATMENT CH...	4,639.98	
01-360-510220	BUILDINGS & GROUNDS -..	1,658.20	
01-360-510440	COMPUTER SUPPLIES/E...	13,261.79	
01-360-510470	TELEPHONE	5,786.39	
01-400-580310	FACILITY OPERATION - C...	457,455.90	
01-400-580320	PROJECT BETTERMENTS-...	11,825.95	
01-400-580340	PRETREATMENT FIELD - ...	21,045.39	
01-400-580350	LABORATORY - C.V.	19,684.91	

**Account Summary**

Account Number  
01-400-580380

Account Name  
CVW DEBT SERVICE

Payment Amount

504,338.64

Central Valley Water \$1,014,350.79

Grand Total:

5,317,576.53

**Project Account Summary**

Project Account Key

\*\*None\*\*

20AINSPECTION

3,667,114.76

58.50

20BCONSTMGMT

35,068.59

20BCONSTRUCTION

470,273.64

20DCONSTMGT

8,844.42

20ECONSTMGT

6,823.50

20ECONSTRUCTION

162,911.57

20GCONSTRUCTION

13,919.36

20ICONSTMGMT

1,061.00

20IINSPECTION

620.00

21FCONTRACT

9,146.60

21JCONSTRUCTION

36,323.00

22CCONSTRUCTION

247,070.76

22CPI

7,197.25

22DCONST

577,868.70

22DCONSTAMENDMENTS

1,022.10

22DCONSTMGMT

7,259.65

22FCONSTMGMT

15,285.90

23BDESIGN

6,666.37

23C Design

5,042.00

23CCONSTMGMT

3,517.50

23DDESIGN

6,590.86

23G Design

3,316.50

23LDESIGN

24,574.00

Grand Total:

5,317,576.53

**% of Total**

Jordan Valley Water	\$ 1,709,814.49	32%
Infrastructure	\$ 1,655,321.94	31%
Central Valley Water	\$ 1,014,350.79	19%
Payroll Taxes and Employee Benefits	\$ 489,765.67	9%
Other	\$ 448,323.64	9%



Granger-Hunter Improvement District, UT

# Bank Transaction Report Transaction Detail

Issued Date Range: 08/01/2023 - 08/31/2023

Cleared Date Range: -

Issued Date	Number	Description	Module	Type	Amount
<b>Bank Account: 01-000-110100 - CASH - GENERAL CHECKING</b>					
08/03/2023	<a href="#">EFT0000040</a>	Payroll EFT	Payroll	EFT	-202,864.46
08/17/2023	<a href="#">EFT0000041</a>	Payroll EFT	Payroll	EFT	-188,538.82
08/31/2023	<a href="#">EFT0000042</a>	Payroll EFT	Payroll	EFT	-188,714.16
<b>Bank Account 01-000-110100 Total: (3)</b>					<b>-580,117.44</b>
<b>Report Total: (3)</b>					<b>-580,117.44</b>

Bank Transaction Report

Issued Date Range: -

Summary

Bank Account	Count	Amount
<a href="#">01-000-110100 CASH - GENERAL CHECKING</a>	3	-580,117.44
<b>Report Total:</b>	<b>3</b>	<b>-580,117.44</b>

Cash Account	Count	Amount
<a href="#">01 01-000-110100 CASH - GENERAL CHECKING</a>	3	-580,117.44
<b>Report Total:</b>	<b>3</b>	<b>-580,117.44</b>

Transaction Type	Count	Amount
EFT	3	-580,117.44
<b>Report Total:</b>	<b>3</b>	<b>-580,117.44</b>





Granger-Hunter Improvement District, UT

# Bank Transaction Report Transaction Detail

Issued Date Range: 08/01/2023 - 08/31/2023

Cleared Date Range: -

Issued Date	Number	Description	Module	Type	Amount
<b>Bank Account: 01-000-110100 - CASH - GENERAL CHECKING</b>					
08/01/2023	<a href="#">33437</a>	Reverse Refund Check Mike Debry	Utility Billing	Check Reversal	125.00
08/03/2023	<a href="#">33590</a>	Rafaela Aguilar	Utility Billing	Check	-72.72
08/03/2023	<a href="#">33591</a>	Daniel Aranda Delgado	Utility Billing	Check	-12.11
08/03/2023	<a href="#">33592</a>	Lois Lockyer	Utility Billing	Check	-132.56
08/03/2023	<a href="#">33593</a>	Esteban Ortiz	Utility Billing	Check	-22.54
08/03/2023	<a href="#">33594</a>	Tavita Lole	Utility Billing	Check	-62.85
08/03/2023	<a href="#">33595</a>	Thomas J Waddoups	Utility Billing	Check	-46.59
08/03/2023	<a href="#">33596</a>	Jordan Borg	Utility Billing	Check	-18.63
08/03/2023	<a href="#">33597</a>	Joanna Hutchins	Utility Billing	Check	-140.63
08/03/2023	<a href="#">33598</a>	Iliana C Valadez	Utility Billing	Check	-123.68
08/03/2023	<a href="#">33599</a>	Psb Investments LLC	Utility Billing	Check	-72.96
08/03/2023	<a href="#">33600</a>	Royal Cowett	Utility Billing	Check	-65.03
08/03/2023	<a href="#">33601</a>	Reagan Ross	Utility Billing	Check	-106.71
08/03/2023	<a href="#">33602</a>	Salt Lake Community College	Utility Billing	Check	-132.53
08/09/2023	<a href="#">33603</a>	Amanda Valluri	Utility Billing	Check	-130.45
08/09/2023	<a href="#">33604</a>	Restore Utah LLC	Utility Billing	Check	-167.21
08/09/2023	<a href="#">33605</a>	Caridad Ceballos	Utility Billing	Check	-111.68
08/09/2023	<a href="#">33606</a>	Aubrey Simister	Utility Billing	Check	-51.48
08/09/2023	<a href="#">33607</a>	Thuvan Gulmahong	Utility Billing	Check	-44.33
08/09/2023	<a href="#">33608</a>	Omer Melgar	Utility Billing	Check	-98.69
08/09/2023	<a href="#">33609</a>	Phillip K Jordan	Utility Billing	Check	-36.12
08/17/2023	<a href="#">33610</a>	Peter Fuimaono	Utility Billing	Check	-83.50
08/17/2023	<a href="#">33611</a>	Rocio Gomez	Utility Billing	Check	-46.21
08/17/2023	<a href="#">33612</a>	Amber K Webber-Kearney	Utility Billing	Check	-50.88
08/17/2023	<a href="#">33613</a>	Kennie Rowland	Utility Billing	Check	-100.00
08/17/2023	<a href="#">33614</a>	Jordyn M Valdez	Utility Billing	Check	-54.49
08/17/2023	<a href="#">33615</a>	Aaron Fager	Utility Billing	Check	-23.14
08/17/2023	<a href="#">33616</a>	Norma S Anderson	Utility Billing	Check	-38.36
08/17/2023	<a href="#">33617</a>	Alan Krambeer	Utility Billing	Check	-23.59
08/17/2023	<a href="#">33618</a>	Victor Martinez	Utility Billing	Check	-88.15
08/17/2023	<a href="#">33619</a>	Joey Bogenschutz	Utility Billing	Check	-50.96
08/17/2023	<a href="#">33620</a>	Ramon D Wardle	Utility Billing	Check	-87.70
08/17/2023	<a href="#">33621</a>	5737 Series 1 Of Chinita LLC	Utility Billing	Check	-34.81
08/17/2023	<a href="#">33622</a>	Miriam Espinoza	Utility Billing	Check	-91.07
08/17/2023	<a href="#">33623</a>	Brent J Barney	Utility Billing	Check	-96.30
08/17/2023	<a href="#">33624</a>	Mary Negrette	Utility Billing	Check	-46.52

**Bank Transaction Report**

**Issued Date Range: -**

**Issued**

<b>Date</b>	<b>Number</b>	<b>Description</b>	<b>Module</b>	<b>Type</b>	<b>Amount</b>
08/17/2023	<a href="#">33625</a>	Pg Innovative Design LLC	Utility Billing	Check	-95.90
08/17/2023	<a href="#">33626</a>	Christine M Graham	Utility Billing	Check	-44.15
08/17/2023	<a href="#">33627</a>	Randall Porter	Utility Billing	Check	-85.78
08/17/2023	<a href="#">33628</a>	Zachary A Perkins	Utility Billing	Check	-23.81
08/17/2023	<a href="#">33629</a>	Jason Newland	Utility Billing	Check	-27.69
08/17/2023	<a href="#">33630</a>	John F Homgren	Utility Billing	Check	-170.62
08/17/2023	<a href="#">33631</a>	Erik Tauffer	Utility Billing	Check	-112.29
08/17/2023	<a href="#">33632</a>	Laquan Carter	Utility Billing	Check	-97.89
08/17/2023	<a href="#">33633</a>	Armando Flores	Utility Billing	Check	-26.45
08/17/2023	<a href="#">33634</a>	Thai Ngoc Trinh	Utility Billing	Check	-199.96
08/17/2023	<a href="#">33635</a>	Gildardo Erreguin	Utility Billing	Check	-70.92
08/17/2023	<a href="#">33636</a>	Dalton Nordin	Utility Billing	Check	-232.24
08/17/2023	<a href="#">33637</a>	Mike Ingersoll	Utility Billing	Check	-133.24
08/17/2023	<a href="#">33638</a>	Makara Chan Keo	Utility Billing	Check	-198.24
08/17/2023	<a href="#">33639</a>	Anjali Sahni	Utility Billing	Check	-23.89
08/17/2023	<a href="#">33640</a>	Henry Tran	Utility Billing	Check	-35.52
08/17/2023	<a href="#">33641</a>	Margarita Funes	Utility Billing	Check	-31.67
08/17/2023	<a href="#">33642</a>	Xa Holdings LLC	Utility Billing	Check	-11.90
08/17/2023	<a href="#">33643</a>	Francesca Ewing	Utility Billing	Check	-72.84
08/17/2023	<a href="#">33644</a>	Yessenia Zelaya Gutierrez	Utility Billing	Check	-13.34
08/17/2023	<a href="#">33645</a>	Fred Bodenstedt	Utility Billing	Check	-109.47
08/17/2023	<a href="#">33646</a>	Holly O Kastner	Utility Billing	Check	-3.35
08/17/2023	<a href="#">33647</a>	John Craig Reese	Utility Billing	Check	-12.31
08/17/2023	<a href="#">33648</a>	Sang Ly	Utility Billing	Check	-120.28
08/17/2023	<a href="#">33649</a>	David W Ogden	Utility Billing	Check	-98.33
08/17/2023	<a href="#">33650</a>	Puchades LLC	Utility Billing	Check	-61.83
08/17/2023	<a href="#">33651</a>	Geneva Stansberry	Utility Billing	Check	-138.81
08/17/2023	<a href="#">33652</a>	Daniel Vasquez Cisneros	Utility Billing	Check	-16.98
08/17/2023	<a href="#">33653</a>	Christopher D Walker	Utility Billing	Check	-47.56
08/17/2023	<a href="#">33654</a>	Mdh Development LLC	Utility Billing	Check	-146.56
08/17/2023	<a href="#">33655</a>	Alex M Venzor	Utility Billing	Check	-18.53
08/17/2023	<a href="#">33656</a>	Jdawg Enterprises LLC	Utility Billing	Check	-28.45
08/17/2023	<a href="#">33657</a>	Nancy Villalobos	Utility Billing	Check	-15.09
08/17/2023	<a href="#">33658</a>	Michael Lin	Utility Billing	Check	-55.42
08/17/2023	<a href="#">33659</a>	Nathan Burgoyne	Utility Billing	Check	-66.19
08/17/2023	<a href="#">33660</a>	David Black	Utility Billing	Check	-97.99
08/17/2023	<a href="#">33661</a>	High Summit Rei LLC	Utility Billing	Check	-172.56
08/17/2023	<a href="#">33662</a>	Cynthia Dyer	Utility Billing	Check	-54.76
08/17/2023	<a href="#">33663</a>	Raingsey Panh	Utility Billing	Check	-64.59
08/17/2023	<a href="#">33664</a>	Megan Mansfield	Utility Billing	Check	-6.72
08/17/2023	<a href="#">33665</a>	Marcus M Samuels	Utility Billing	Check	-143.46
08/17/2023	<a href="#">33666</a>	John Timm	Utility Billing	Check	-0.86
08/21/2023	<a href="#">33667</a>	Vanessa Vann	Utility Billing	Check	-58.04

**Bank Transaction Report**

**Issued Date Range: -**

**Issued**

<b>Date</b>	<b>Number</b>	<b>Description</b>	<b>Module</b>	<b>Type</b>	<b>Amount</b>
08/21/2023	<a href="#">33668</a>	Frank Driffill	Utility Billing	Check	-92.16
08/21/2023	<a href="#">33669</a>	Andrew Devlin	Utility Billing	Check	-66.32
08/21/2023	<a href="#">33670</a>	Chow Time #7 LLC	Utility Billing	Check	-180.47
08/21/2023	<a href="#">33671</a>	Danaya Olmstead	Utility Billing	Check	-48.80
08/21/2023	<a href="#">33672</a>	James H Walkenhorst	Utility Billing	Check	-23.25
08/21/2023	<a href="#">33673</a>	Kent Tripin	Utility Billing	Check	-1,689.86
08/21/2023	<a href="#">33674</a>	Robert Christensen	Utility Billing	Check	-153.12
08/21/2023	<a href="#">33675</a>	Brannan Waters	Utility Billing	Check	-86.62
08/24/2023	<a href="#">33676</a>	Jeremy Covington	Utility Billing	Check	-233.62
08/24/2023	<a href="#">33677</a>	Jacob Locke	Utility Billing	Check	-192.67
08/24/2023	<a href="#">33678</a>	Paula Buckner	Utility Billing	Check	-6.38
08/24/2023	<a href="#">33679</a>	John L Mackie	Utility Billing	Check	-96.39
08/24/2023	<a href="#">33680</a>	Val Morris	Utility Billing	Check	-115.83
08/24/2023	<a href="#">33681</a>	Heidi Roberts	Utility Billing	Check	-10.83
08/24/2023	<a href="#">33682</a>	Mary Diane Velazquez	Utility Billing	Check	-105.62
08/31/2023	<a href="#">33683</a>	Julie Mattingly	Utility Billing	Check	-20.76
08/31/2023	<a href="#">33684</a>	Nancy L Walton	Utility Billing	Check	-100.25
08/31/2023	<a href="#">33685</a>	Karma L Pathakis	Utility Billing	Check	-7.64
08/31/2023	<a href="#">33686</a>	Hickory Tree REI Inc	Utility Billing	Check	-20.75
08/31/2023	<a href="#">33687</a>	Natalie Young	Utility Billing	Check	-45.89
08/31/2023	<a href="#">33688</a>	Aline Y Lozano	Utility Billing	Check	-132.77
08/31/2023	<a href="#">33689</a>	Michelle Westfall	Utility Billing	Check	-25.01
08/31/2023	<a href="#">33690</a>	Tan Pham	Utility Billing	Check	-176.52
<b>Bank Account 01-000-110100 Total: (102)</b>					<b>-9,318.19</b>
<b>Report Total: (102)</b>					<b>-9,318.19</b>

### Summary


Bank Account	Count	Amount
<a href="#">01-000-110100 CASH - GENERAL CHECKING</a>	102	-9,318.19
<b>Report Total:</b>	<b>102</b>	<b>-9,318.19</b>

Cash Account	Count	Amount
<a href="#">01 01-000-110100 CASH - GENERAL CHECKING</a>	102	-9,318.19
<b>Report Total:</b>	<b>102</b>	<b>-9,318.19</b>

Transaction Type	Count	Amount
Check	101	-9,443.19
Check Reversal	1	125.00
<b>Report Total:</b>	<b>102</b>	<b>-9,318.19</b>



# ADMINISTRATIVE SERVICES UPDATE



# Placemaking Committee




Granger-Hunter Improvement District  
participated in the

West Valley City

## **Summer Fest ~Night Out** *at Fairbourne Station*

It was a successful evening; getting out  
and talking with our customers.



POLICE • COMMUNITY PARTNERSHIPS



GRANGER-HUNTER  
IMPROVEMENT DISTRICT



# Large Meter Replacement


19 Large Meter Vaults were selected for replacement this year. Most of these old meters are not testable and do not have backflow prevention. Sometimes, when there is not enough space in the vault for a new meter, it is necessary to replace the entire vault. New Mag meters (meters with no internal moving parts) come in shorter lengths. This makes it possible to replace large meters without replacing the entire vault, which results in significant savings. Four large meter replumbs were completed in August; one at Decker Lake Industrial due to an emergency repair, and the three below.



According to AWWA standards, Large Meters should be inspected yearly. Inspecting each of our large meters and putting them on a recurring schedule has been an enormous task that started last year. Congratulations to our Large Meter Team, who completed this project in August!



Redwood Village – 41 Units



Centennial Park



Hunter Junior High School

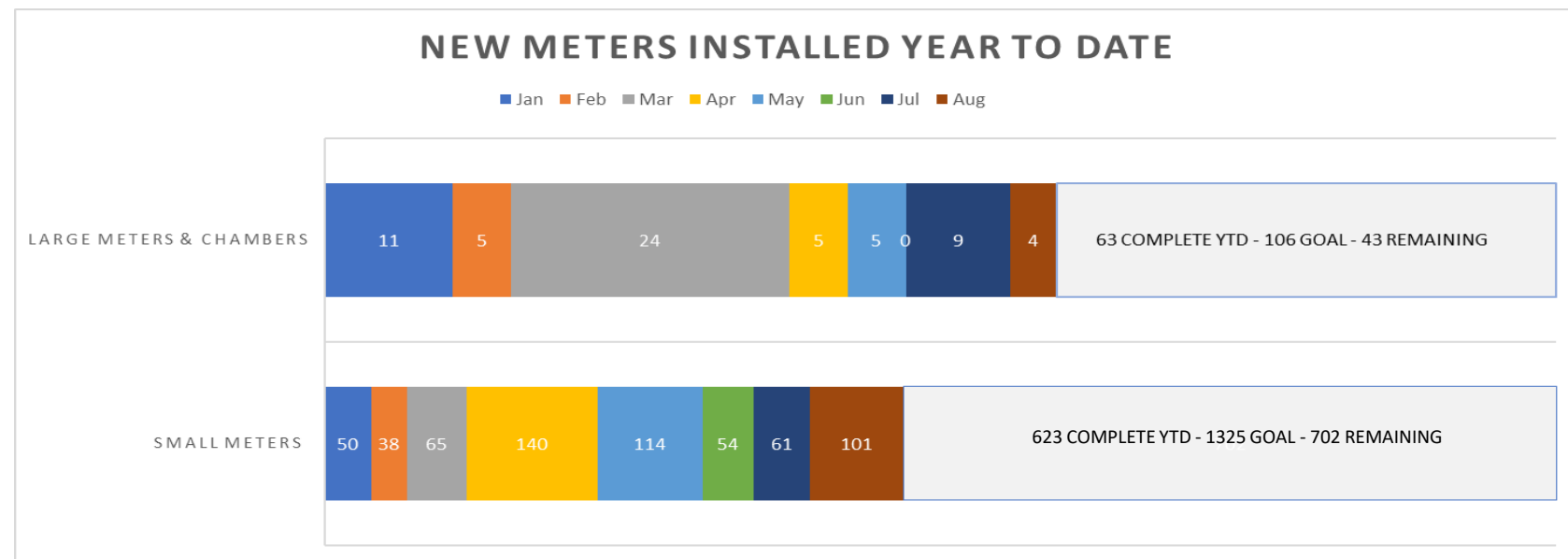
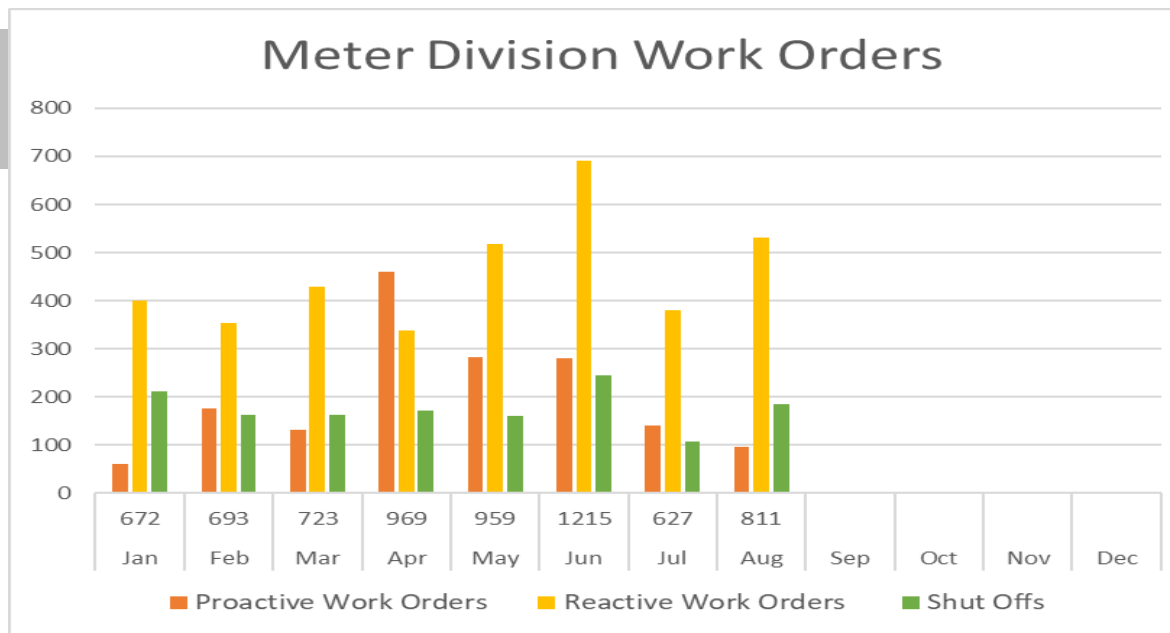


Often large meter replumbs happen at night or on weekends to accommodate the customer's schedule. Special thanks to the Water Department for their efforts in assisting our large meter crew make this happen.

# Meter Systems Update

The Meter department completed 811 work orders in August.


- 97 for proactive work such as large meter inspections, leaving door notices for new customer, changing old meters before they stop and meter testing.
- 530 for reactive work such as responding to customer calls for leak checks, turn-ons and shutdowns. It also includes making repairs that arise from routine meter reading or billing such as stopped meters and broken MXU radios.
- 184 for shut offs of delinquent accounts. Meter techs contacted 101 of those customers at the door and avoided disruption of their service.







# WATER MAINTENANCE UPDATE



# Water Maintenance Update

## Miscellaneous Water Works Parts Award Recommendation

**Purchase Description:** The District needs to purchase miscellaneous water works parts to complete the District's in-house Large Meter Replacement Projects in 2023. The District budgeted \$675,000.00 for Large Meter Replacements in 2023.

**Bid Summary:** The District solicited bids on the State U3P website for miscellaneous water works parts and received pricing from the following entities in line with our requested specifications.

1) Ferguson Waterworks	\$77,426.75
2) Southwest Plumbing Supply	\$83,553.91
3) H.D. Fowler Company	\$95,586.95
4) Yeagle and Sons Construction	\$98,731.00
5) Peterson Plumbing Supply	\$103,376.28
6) Mountainland Supply Company	\$105,273.34

### Bid Details:

In compliance with State of Utah Approved Vendor solicitation stipulations, the low bid process performed has been determined to provide the best value to the District by comparing multiple vendor bids.

**Approval Requested:** Consider approval for the purchase of miscellaneous water works parts for a total of \$77,426.75 from Ferguson Waterworks for the Districts 2023 in-house Large Meter Replacement Projects.

**FERGUSON WATERWORKS**  
 1492 SOUTH 4450 WEST  
 SALT LAKE CITY, UT 84104-5022  
 Phone: 801-956-3600  
 Fax: 801-956-2001

Deliver To: AUG PO #14070  
 From: Max Long  
 Comments:

Price Quotation  
 Ferguson Waterworks #1616  
 Phone: 801-956-3600  
 Fax: 801-956-2001

14:03:55 AUG 28 2023 Page 1 of 2

**Bid No:** B194955 **Cust Phone:** 801-955-2279  
**Bid Date:** 08/22/23 **Terms:** NET 10TH PROX  
**Quoted By:** MBL

**Customer:** GRANGER HUNTER IMPROVEME  
 PO BOX 701110  
 SALT LAKE CITY, UT 84170-1110  
**Ship To:** GRANGER HUNTER IMPROVEME  
 PO BOX 701110  
 SALT LAKE CITY, UT 84170-1110

**Cust PO#:** LARGE MTR PROJECT **Job Name:**

Item	Description
FCRPM	4X3 DI 125# C110 FLG CONC RED
FBI	3 DI 125# C110 FLG 90 BEND
MA236106MOL	3 FLG RW OL GATE VLV W HWHL
FPFMM	3X30 FLGXPE CL BT DI SPL
SP-S826030	6" SOVAL MODEL 826 L&W CHECK VLV
SP-K13496041116	4" HYMAX GRIP FLG ADPT FULL BORE
K8745404010812	3 HYMAX 2 FLG ADPT 3.46 - 4.33
R150RGAM	3 RR 1/8 RING 150# GSKT
T1LBOX1T23	3 150# BLUE N&B SET
BFI	3 DI C110 125# BLND FLG
K8950603008016	3 HYMAX GRIP COUP 3 1/4-4 1/7
P80PM	3 X 20 FT PVC S80 PE PIPE
SDXP3	3 MU IPS TRANS ACCY PK W GLND
SBOLTCB30	3X3 T-HEAD N&B FLUOROPOLYMER 4" MATERIAL
MA236106POL	4 FLG RW OL GATE VLV W HWHL
FPPPP	4X40 FLGXPE CL BT DI SPL
SP-S826040	4" SOVAL MODEL 826 L&W CHECK VLV
SP-K13496041116	4" HYMAX GRIP FLG ADPT FULL BORE
K8745404010812	4 HYMAX 2 FLG ADPT 4.25-5.63
R150RGAP	4 RR 1/8 RING 150# GSKT
T1LBOX1T04	4 150# BLUE N&B SET
FCRLUP	6X4 DI 125# C110 FLG CONC RED
MJRLAUP	6X4 MJ C153 RED LIA
	6" PARTS
MA236106UOL	6 FLG RW OL GATE VLV W HWHL
FPFUP	6X40 FLGXPE CL BT DI SPL
SP-S826090	6" SOVAL MODEL 826 L&W CHECK VLV
K13496016516	6 HYMAX GRIP FLG ADPT 6.53-7.20 232
K8745408016312	6 HYMAX 2 FLG ADPT 6.42-7.66
R150RGAU	6 RR 1/8 RING 150# GSKT
T1LBOX1T88	6 - 8 150# BLUE N&B BX SET
K895060616516	6 HYMAX GRIP COUP 6.5-7.2

**HOW ARE WE DOING? WE WANT YOUR FEEDBACK!**  
 Scan the QR code or use the link below to complete a survey about your bids:  
<https://survey.medallia.com/?bidsorder&fc=1616&on=43857>

Figure 2 – Parts list.



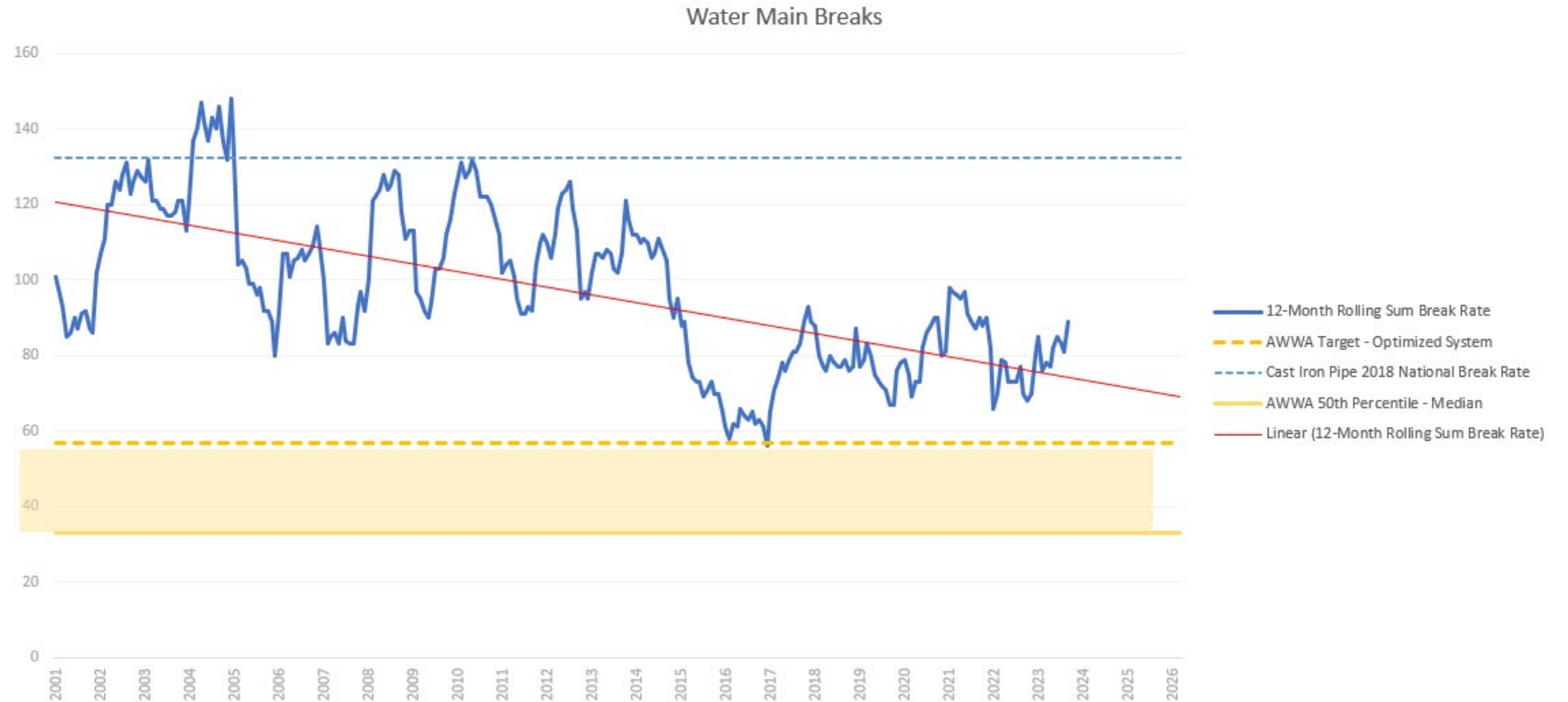
# Water Systems Update

## 2022 Data:

- 9 Breaks In August
- 48 Breaks Year-to-Date
- 12.36 Breaks Per 100 Miles of Pipe Year to Date
- 12 Percent Increase From Previous Year to Date Breaks

## Long Term Break Rate Target Development Considerations:

- Level of Service Targets / Disruption of Service Rates
- Water Quality Impacts
- Water Rate Impacts
- Claim Exposure
- System Reliability

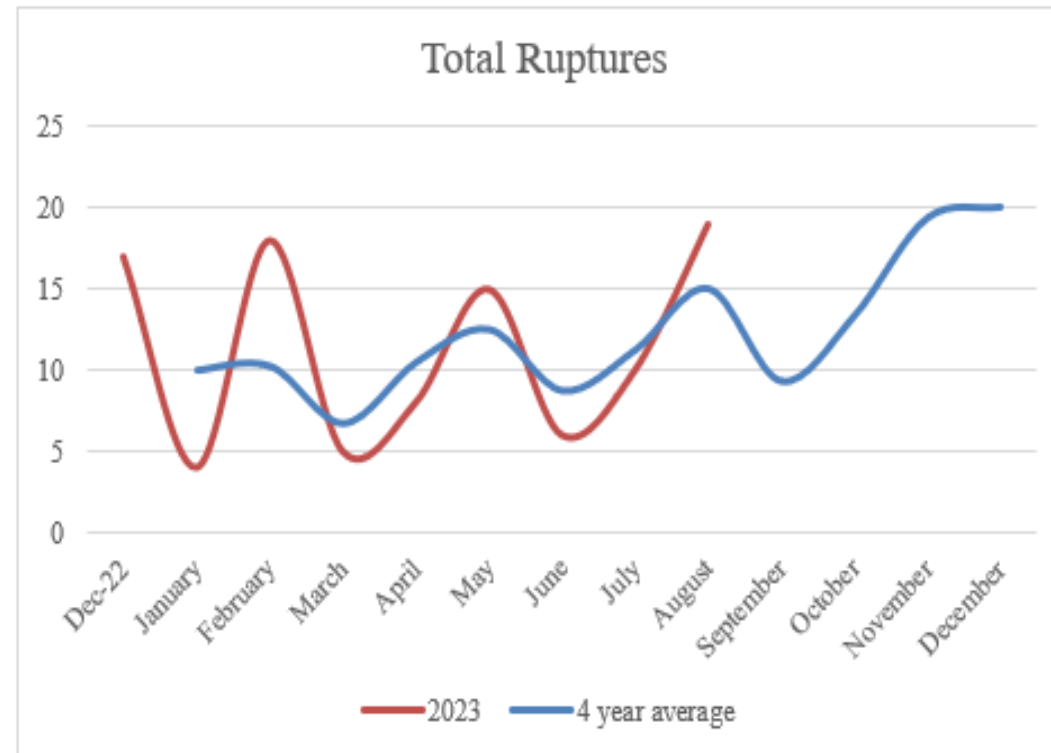


## Water Breaks and Leaks

Breaks & Leaks Combined Totals															
GHID Breaks					GHID Leaks					Total Ruptures					
2019	2020	2021	2022	2023	Year	2019	2020	2021	2022	2023	2019	2020	2021	2022	2023
12	8	7	11	2	January	1	2	1	7	2	13	10	8	18	4
9	3	2	11	13	February	4	2	3	2	5	13	5	5	13	18
1	5	4	3	2	March	9	3	5	2	3	10	8	9	5	5
4	4	6	1	6	April	2	10	10	3	2	6	14	16	4	8
0	9	3	3	7	May	5	5	3	12	9	5	14	6	15	16
3	7	5	5	3	June	5	5	3	4	3	8	12	8	9	6
4	6	4	8	6	July	8	6	5	6	4	12	12	9	14	10
3	5	8	1	9	August	7	9	7	11	10	10	14	15	12	19
6	6	4	2		September	5	8	2	6		11	14	6	8	
15	5	7	9		October	3	4	3	12		18	9	10	21	
14	15	7	17		November	2	5	10	4		16	20	17	21	
8	26	9	14		December	3	4	4	3		11	30	13	17	
<b>36</b>	<b>47</b>	<b>39</b>	<b>43</b>	<b>48</b>	<b>Totals to Date</b>	<b>41</b>	<b>42</b>	<b>37</b>	<b>47</b>	<b>38</b>	<b>77</b>	<b>89</b>	<b>76</b>	<b>90</b>	<b>86</b>
79	99	66	85	48	<b>Annual Totals</b>	54	63	56	72	38	133	162	122	157	86
	+31%	-17%	+10%	+12%		+2%	-12%	+27%	-19%		+16%	-15%	+18%	-4.4%	
% Change from Prior Year					% Change from Prior Year					% Change from Prior Year					

Waterline breaks and leaks totaled 19 in the month of August 2023. Of the 19 breaks and leaks, nine were water line breaks and ten were water service line failures.

## Four Year Average Trends

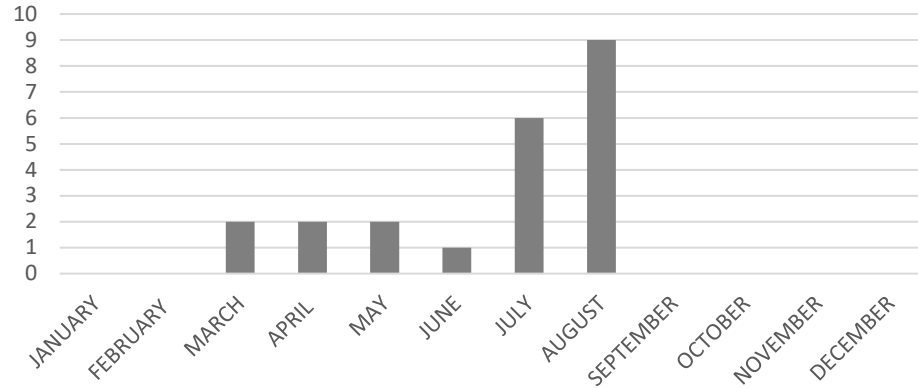


The District's total ruptures continued jumped above the four-year average trendline for August 2023.



# Water Systems Update

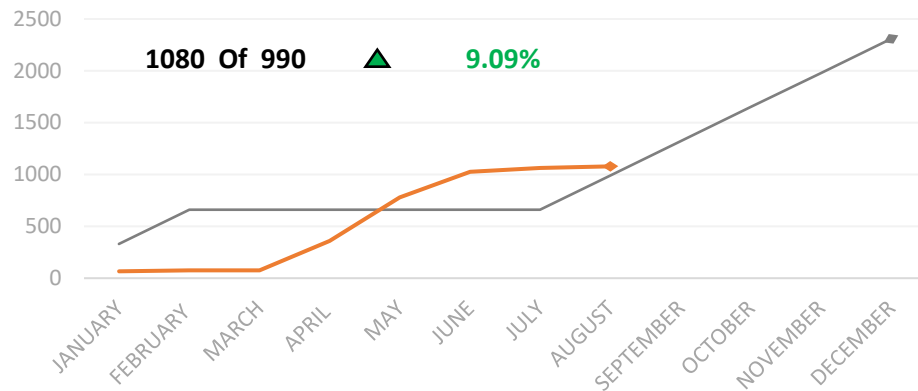
Valve Work Order Completed



**2023 Data:**

- 9 valve work orders were completed in August. The valve repair and replacement crew has 118 open valve work orders.
- The valve maintenance crew has completed 1080 planned valve work orders to date.

Planned Valve Maintenance

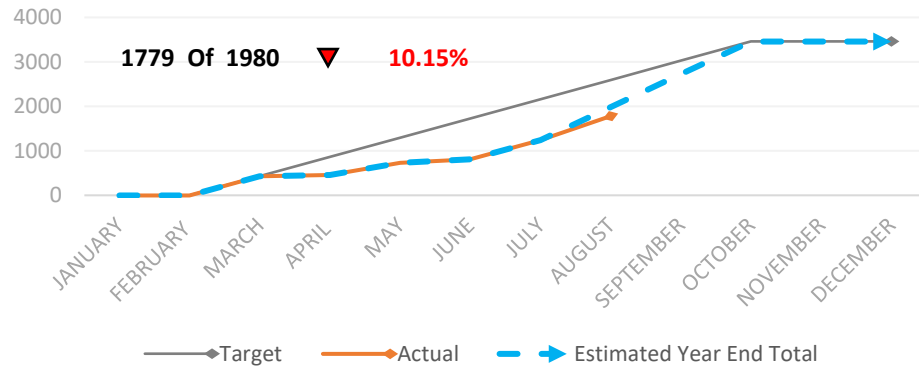


1080 Of 990 ▲ 9.09%

— Target — Actuals

# Water Systems Update

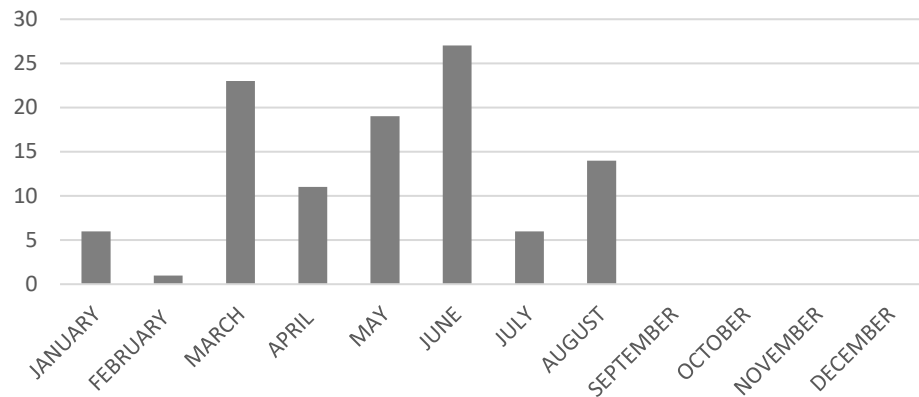
### Planned Fire Hydrant Maintenance



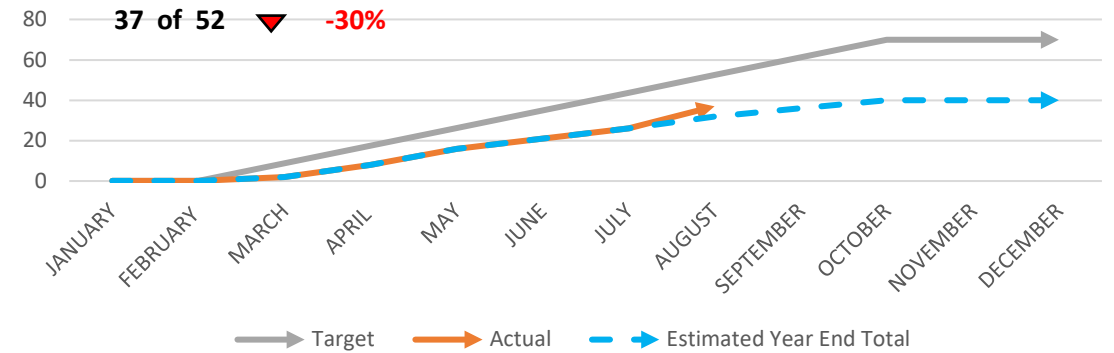
### 2023 Data:

- 1779 planned fire hydrant inspections have been completed to date.
- Crews completed 14 fire hydrant work orders in August. To date, crews have completed 107 work orders. Currently, there are 88 open fire hydrant work orders.
- 11 fire hydrants have been replaced in August. This year we have 70 new fire hydrants that will replace old Pacific States models.

### Fire Hydrant Work Order Completed



### Fire Hydrant Replacement

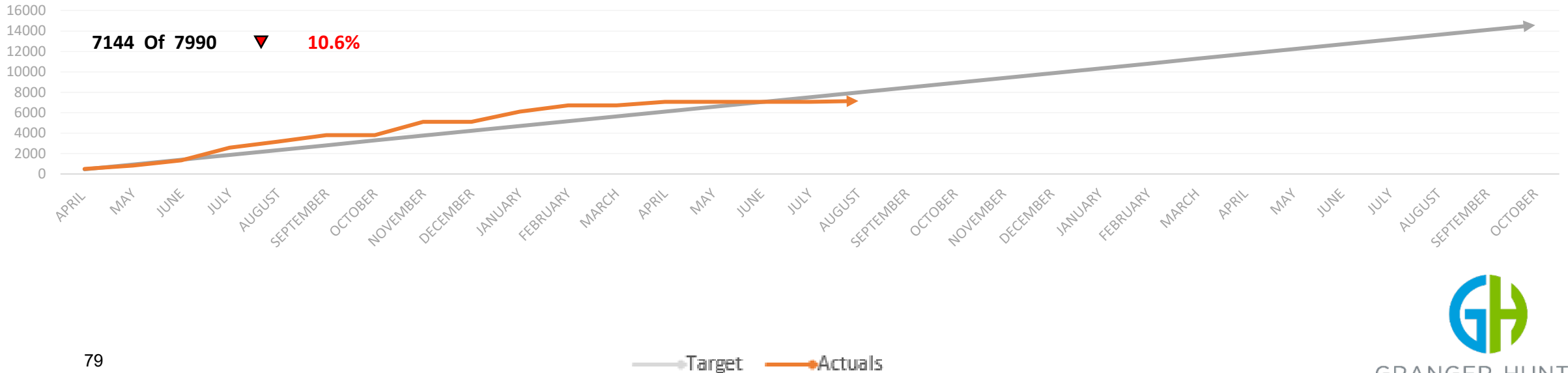


# Water Systems Update

## 2022 Data:

- In 2022 - 2023, the water maintenance group has been tasked with assisting in the Lead & Copper identification program that must be completed by October 2024. The target below is based on the total amount of unidentified connections, 14,535, and the completion deadline. The District has determined that if we identify 470 per month, we will reach our goal of identifying all unidentified service lines by the October 2024 deadline.

Lead & Copper Identification Inspections



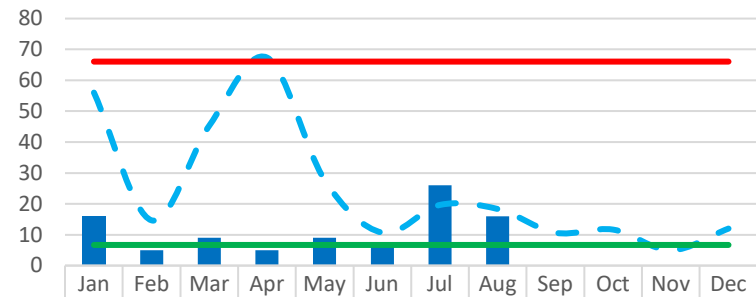
# Water Systems Update

### Chlorine and Fluoride Residuals (mg/L)



	Jan	Feb	Mar	Apr	May	Jun	Jul	Aug	Sep	Oct	Nov	Dec
Chlorine 2023	0.28	0.43	0.51	0.45	0.48	0.34	0.34	0.39				
Fluoride 2023	0.6	0.69	0.71	0.67	0.67	0.6	0.56	0.54				
Chlorine 3-yr Avg.	0.43	0.50	0.42	0.40	0.40	0.39	0.31	0.33	0.30	0.39	0.40	0.48
Fluoride 3-yr Avg.	0.71	0.75	0.70	0.67	0.70	0.69	0.70	0.68	0.67	0.63	0.63	0.63
Chlorine Min.	0.2	0.2	0.2	0.2	0.2	0.2	0.2	0.2	0.2	0.2	0.2	0.2
Fluoride Min.	0.6	0.6	0.6	0.6	0.6	0.6	0.6	0.6	0.6	0.6	0.6	0.6
Chlor. & Fluor. Max	1	1	1	1	1	1	1	1	1	1	1	1

### Water Quality Customer Complaints



	Jan	Feb	Mar	Apr	May	Jun	Jul	Aug	Sep	Oct	Nov	Dec
Water Quality Complaints	16	5	9	5	9	7	26	16				
WQ 3-YR AVG.	56	15	45	67	28	11	20	18	11	12	5	12
25% AWWA Benchmark	7	7	7	7	7	7	7	7	7	7	7	7
80% AWWA Benchmark	66	66	66	66	66	66	66	66	66	66	66	66

### 2023 Data:

- The District had 16 water quality complaints in the month of August. Most of the complaints were caused by the operation of Well 12.
- Chlorine monthly average for July was 0.39 mg/L.
- Fluoride monthly average for July was 0.54 mg/L.

**Water Quality**

Monthly Routine Bac-T

Sample Stations

FreeChlorineFloat

- > 1.5 - 2
- > 0.2 - 1.5
- > 0.07 - 0.2
- 0.02 - 0.07
- Other

Water Quality 7 Day

Fire Hydrant Meters

Construction Projects

Sewer Main Cleaning 5 day

- + High
- Low

Valve Maintenance 5 day

- + High
- Low

Water Quality Requests - 30 days  
Still Open and Total requests

2

Last update: 49 seconds ago  
Last 30 Days Last Month

Open Water Quality Requests

6

Last update: 49 seconds ago

Number of Bac-T Inspections This Month

3

Chlorine at or below .07

Chlorine Above 1.5

0


Last update: 49 seconds ago

Powered by Esri





# WASTEWATER MAINTENANCE & FLEET UPDATE



# Claim Settlement Reporting

## Sanitary Sewer Overflow Occurred on April 10<sup>th</sup>, 2023

- Cleanup and restoration costs related to the incident were covered by the District's Commercial General Liability Policy in accordance with standard industry practices, laws, and policy provisions.

### Approved Sanitary Sewer Master Plan – Section 8.3

The District may pay to the property owner the estimated fair market value, (not the replacement value) at the time of the event, of such real or personal property, **with the exception that carpet** and major appliances **will be replaced with new like-kind items.**

### Administrative Policy Manual – Section 8.3

After conferring with legal counsel or the insurance agent, the General Manager or an Assistant General Manager may compromise and settle any legal claim if the payment in compromise is \$20,000 or less. **All claims settled by the General Manager or Assistant General Manager must be reported to the Board at its next regularly scheduled meeting.** The Board must authorize the settlement and compromise of claims in an amount exceeding \$20,000.

- Replacement carpet depreciated value estimated at \$1,792.52.
- Upon application, request, and review - payment issued in the amount to patron for \$1,792.52.

# Safety Update



## 2023 July/August:

### Safety Training:

- Ergonomics classes were held designed for each type of work staff performed.
- The annual Hearing test and required hearing protection training was held in August.



# Safety Update

## Ergonomics:

- Ergonomics classes included several different stretches staff should use at work.
- Each training started conversations crucial for a ready work force:
  - Each training generated a different set of questions and answers, along with numerous hands-on learning opportunities.
- Musculoskeletal disorder (MSD) is the single largest cause of work-related illness, accounting for over 33% of all newly reported occupational illnesses in the general population and approximately **77% in construction workers.**



# Safety Update

### AUDIOMETRIC HISTORY

Please report to the Sound Choice Truck for your annual hearing test at \_\_\_\_\_(time).

(Please print clearly) Name \_\_\_\_\_  
 Your Employee or Company ID # \_\_\_\_\_  
 Date of Hire \_\_\_\_\_ Date of Birth \_\_\_\_\_ M or F (Circle one)  
 Department \_\_\_\_\_

### MEDICAL / AUDIOMETRIC HISTORY

This history is used to help determine if Past or Present conditions have affected your hearing.

Current History:	YES	NO	Comments (i.e. when, which ear, etc.)
Hearing Protection today.....	<input type="checkbox"/>	<input type="checkbox"/>	
Exposed to loud noise in the last 14 hours without hearing protection.....	<input type="checkbox"/>	<input type="checkbox"/>	
Recent head cold, sinus, or allergies.....	<input type="checkbox"/>	<input type="checkbox"/>	
Dizziness or balance problems.....	<input type="checkbox"/>	<input type="checkbox"/>	Comment: _____
Ringings or roaring in ears.....	<input type="checkbox"/>	<input type="checkbox"/>	RT <input type="checkbox"/> LT <input type="checkbox"/> Both <input type="checkbox"/>
Excessive Earwax.....	<input type="checkbox"/>	<input type="checkbox"/>	RT <input type="checkbox"/> LT <input type="checkbox"/> Both <input type="checkbox"/>
Earaches or ear drainage.....	<input type="checkbox"/>	<input type="checkbox"/>	RT <input type="checkbox"/> LT <input type="checkbox"/> Both <input type="checkbox"/>
Ear Problems from Plugs / Muffs.....	<input type="checkbox"/>	<input type="checkbox"/>	Comment: _____
Fullness/discomfort in ears.....	<input type="checkbox"/>	<input type="checkbox"/>	RT <input type="checkbox"/> LT <input type="checkbox"/> Both <input type="checkbox"/>
Sudden Hearing Loss.....	<input type="checkbox"/>	<input type="checkbox"/>	RT <input type="checkbox"/> LT <input type="checkbox"/> Both <input type="checkbox"/>
<b>Permanent History:</b>			
Seen Dr. for ears or hearing.....	<input type="checkbox"/>	<input type="checkbox"/>	When: _____
Relative with hearing loss.....	<input type="checkbox"/>	<input type="checkbox"/>	Relation: _____
Served in the Military.....	<input type="checkbox"/>	<input type="checkbox"/>	
Previous Job with Loud Noise.....	<input type="checkbox"/>	<input type="checkbox"/>	Company/Job: _____ Yrs? _____
Noisy Hobbies.....	<input type="checkbox"/>	<input type="checkbox"/>	Describe: _____
Unconsciousness / Head Injury.....	<input type="checkbox"/>	<input type="checkbox"/>	Incident: _____ Yr? _____
Have a Prescription Hearing Aid.....	<input type="checkbox"/>	<input type="checkbox"/>	
Ear / Head / Neck Surgery.....	<input type="checkbox"/>	<input type="checkbox"/>	Details: _____

## Noise Exposure and Hearing Conservation

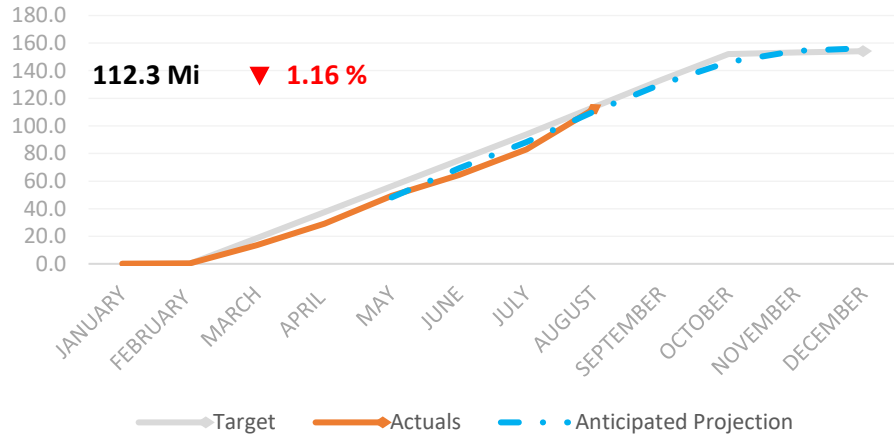
### Hearing Protection/Testing:

- Each August we schedule a hearing test for all employees – this is a free test for all.
- These tests are kept for 3 three years as an OSHA requirement.
- 61 employees filled out and took the testing.
- We also had 6 people set up appointments for fitted ear plugs after their tests.

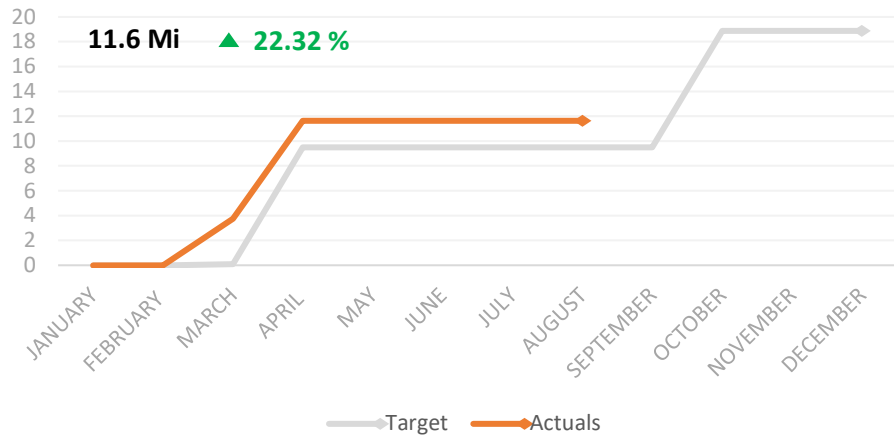


# Wastewater Maintenance Update

## Collection System Cleaning



## Collection System Hot Spot Cleaning



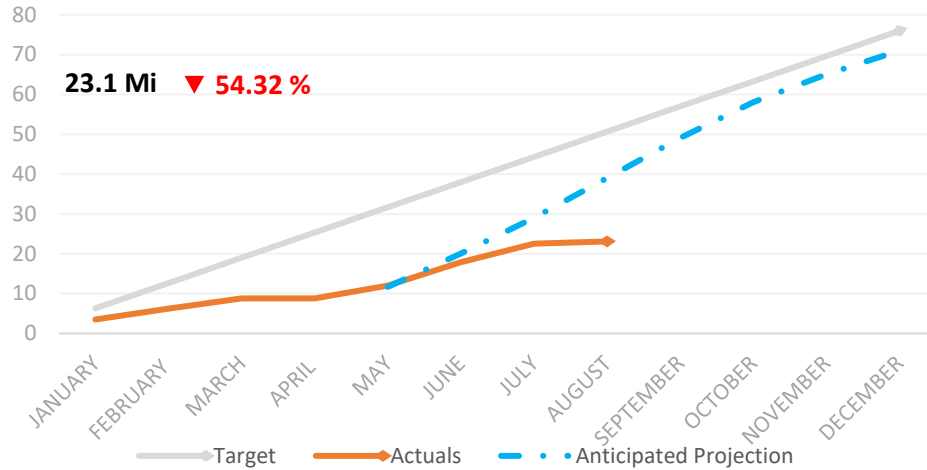
### 2023 Data:

- System Cleaning– We gained some good ground on our routine system cleaning by having 3 Vactors cleaning. We are now just 1.3 miles short of where we projected to be. In the month of August, the crews focused on completing open work orders on main roads.
- Hot Spot Cleaning- Hotspots will resume again in October.

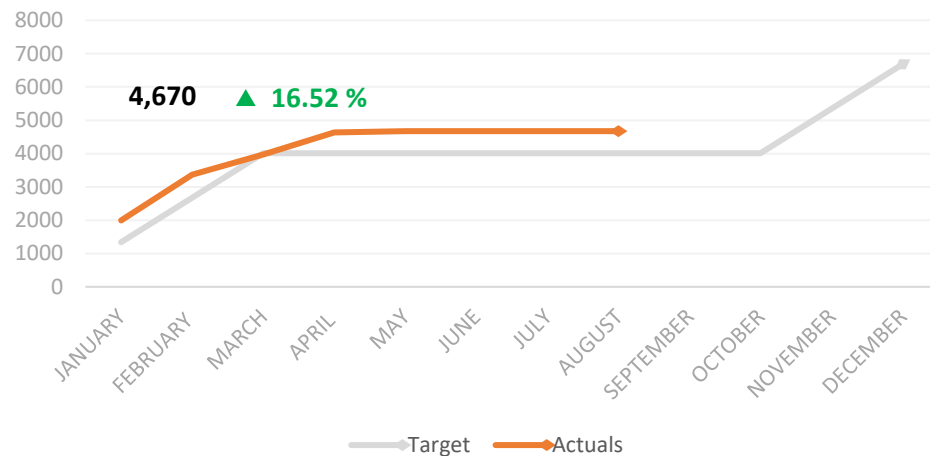


# Wastewater Maintenance Update

## Collection System CCTV



## Manhole Inspection



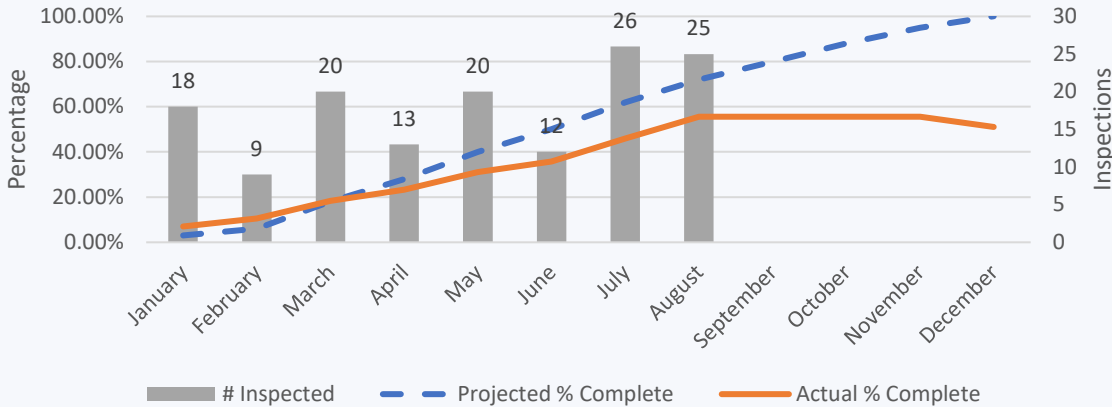
### 2023 Data:

- CCTV Inspections– We still have not received the new generator for Unit 31 and Unit 35 also experienced some drivetrain issues in the month of August. The tractor for Unit 35 also had to be sent into Aries for repair. CCTV inspections are well below where we projected to be due to equipment failure.
- Manhole Inspections– Industry standards are to inspect each manhole annually. We have inspected 70% of our manholes YTD.



# Wastewater Maintenance Update

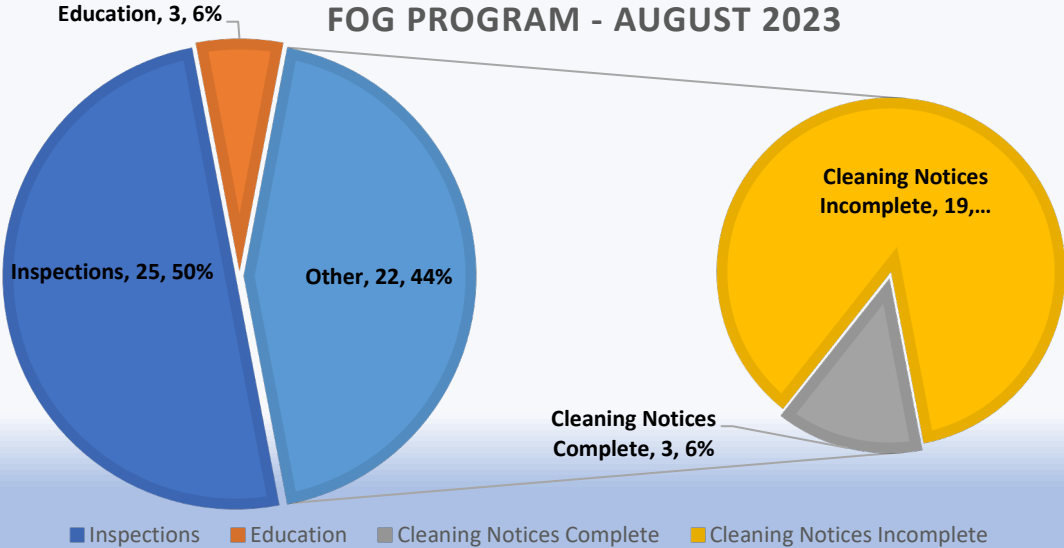
Grease Interceptor Inspections - 2023



2023 Data:

- Twenty-five (25) interceptor and sampling manhole inspections were completed in the months of June and July.
- Fats, Oil, Grease and Solids (FOGS) program performed:
  - Three (3) education visits with customers
  - Twelve (12) Cleaning Notices with Three (3) of those notices being completed before the follow-up inspections.

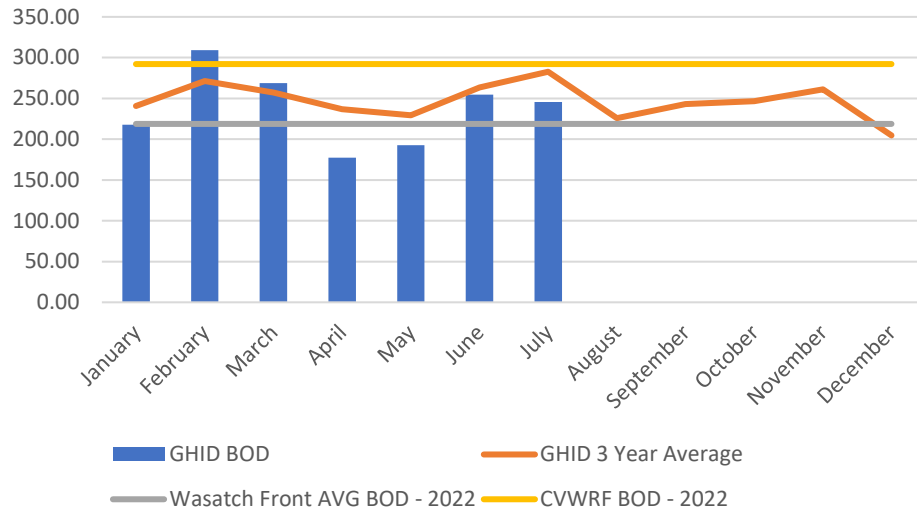
FOG PROGRAM - AUGUST 2023



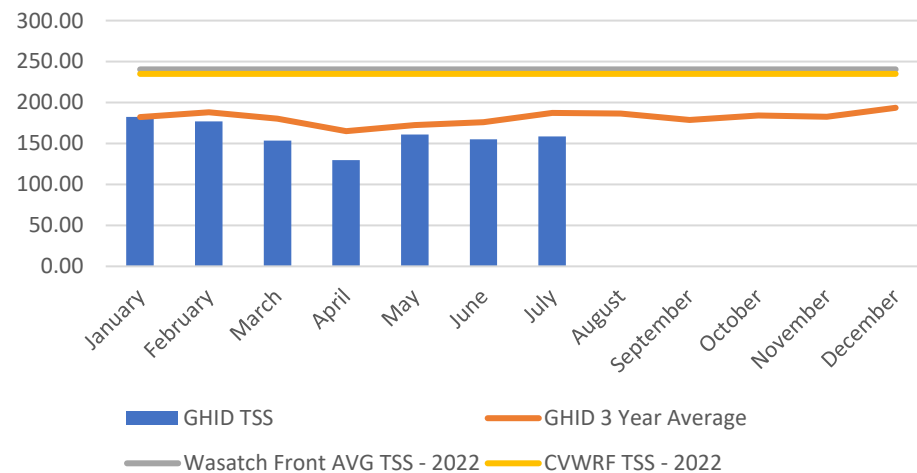


# Wastewater Maintenance Update

## BOD - Concentration



## TSS - Concentration



### 2023 Data:

- Biological Oxygen Demand (BOD) and Total Suspended Solids (TSS) are used to measure the overall strength of the sewer.
- The BOD/TSS numbers are an average of the results from a monthly sample.
- The surrounding areas is an annual average of BOD/TSS numbers coming from 2022 data collected from the following entities:
  - South Valley Sewer District
  - South Davis Sewer District
  - Snyderville Basin Water Reclamation Facility
  - Timpanogos Special Service District
  - Springville City



# Wastewater Pretreatment



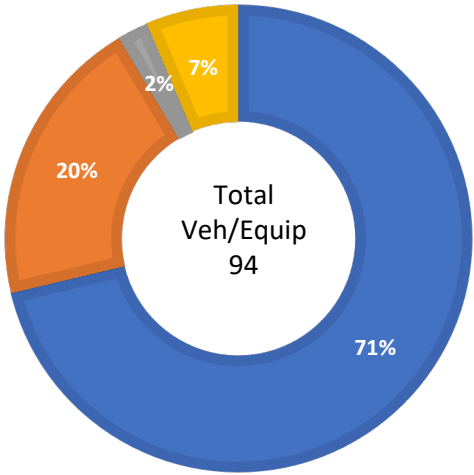
## Customer Education:

- By utilizing space on our CCTV vehicles, we aim to increase awareness of prevalent wastewater issues. This includes the flushing of wipes and other items that cause wastewater backups and plug lift station pumps.

# Fleet Maintenance Update

## AUGUST FLEET/EQUIPMENT LOS

■ Active: ■ Stopped < 24 hrs. ■ Stopped > 24 hrs. ■ Stopped > 1 week

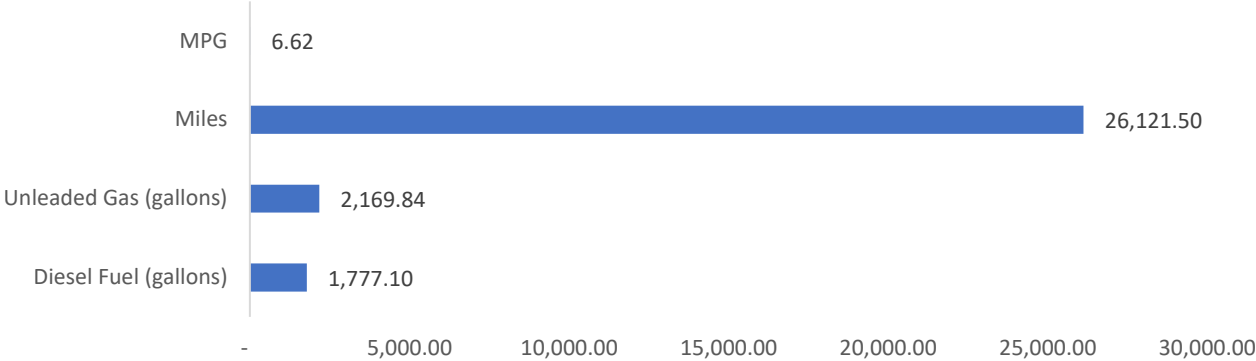


### 2023 Data:

- Fleet level of service (LOS). The LOS is determined by the number of vehicles/equipment and how long those vehicles/equipment were out of service for repairs at any time during the month.
- Fleet LOS are based on the following categories:
  - Active –were not out of service for repair at all for the month.
  - Stopped < 24 hrs. – were out for repair and back in service on the same day.
  - Stopped > 24 hrs. – were out for repair and not back in service that day but back in service within a week.
  - Stopped > 1 week – were out for repair or unsafe to drive for at least one week before being placed back into service.

# Fleet Maintenance Update

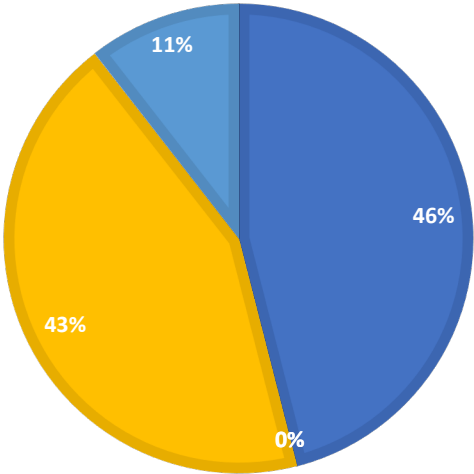
August Fuel Usage



	Diesel Fuel (gallons)	Unleaded Gas (gallons)	Miles	MPG
Series1	1,777.10	2,169.84	26,121.50	6.62

**AUGUST FLEET REPAIR ALLOCATION**

■ Parts ■ Tires ■ Batteries ■ Internal Labor ■ External Labor



2023 Data:

- Fuel usage shows the amount of diesel fuel used in gallons, the amount of unleaded gasoline used in gallons, the number of miles driven by all vehicles, and the overall average MPG of all vehicles.
- The Fleet repair allocations are for both vehicles and equipment. The categories demonstrate the different areas for the repair cost of the fleet.
- Fleet repair allocations are based on the following categories:
  - Parts – cost of all parts to make the repair.
  - Tires – cost of tire replacement and repairs.
  - Batteries – cost of battery replacements.
  - Internal Labor – cost for internal labor based on a shop rate of \$95/hr.
  - External Labor – cost of any labor for repairs that isn’t performed in-house.



# Fleet Maintenance Update

Month	PM Hrs.	Repair Hrs.
Jan	32.50	25.50
Feb	7.50	49.00
Mar	15.00	12.50
Apr	49.00	52.40
May	19.50	35.50
Jun	10.50	55.10
Jul	44.00	58.00
Aug	29.00	55.65
Sep		
Oct		
Nov		
Dec		
Total	207.00	343.65


Month	PM \$	Repair \$
Jan	4,895.64	5,945.81
Feb	1,757.08	10,705.45
Mar	1,425.00	1,187.50
Apr	6,328.88	21,531.36
May	2,783.80	14,883.46
Jun	1,767.14	15,371.38
Jul	6,303.65	16,485.79
Aug	5,436.27	14,018.90
Sep		
Oct		
Nov		
Dec		
Total	30,697.46	100,129.65

## 2023 Data:

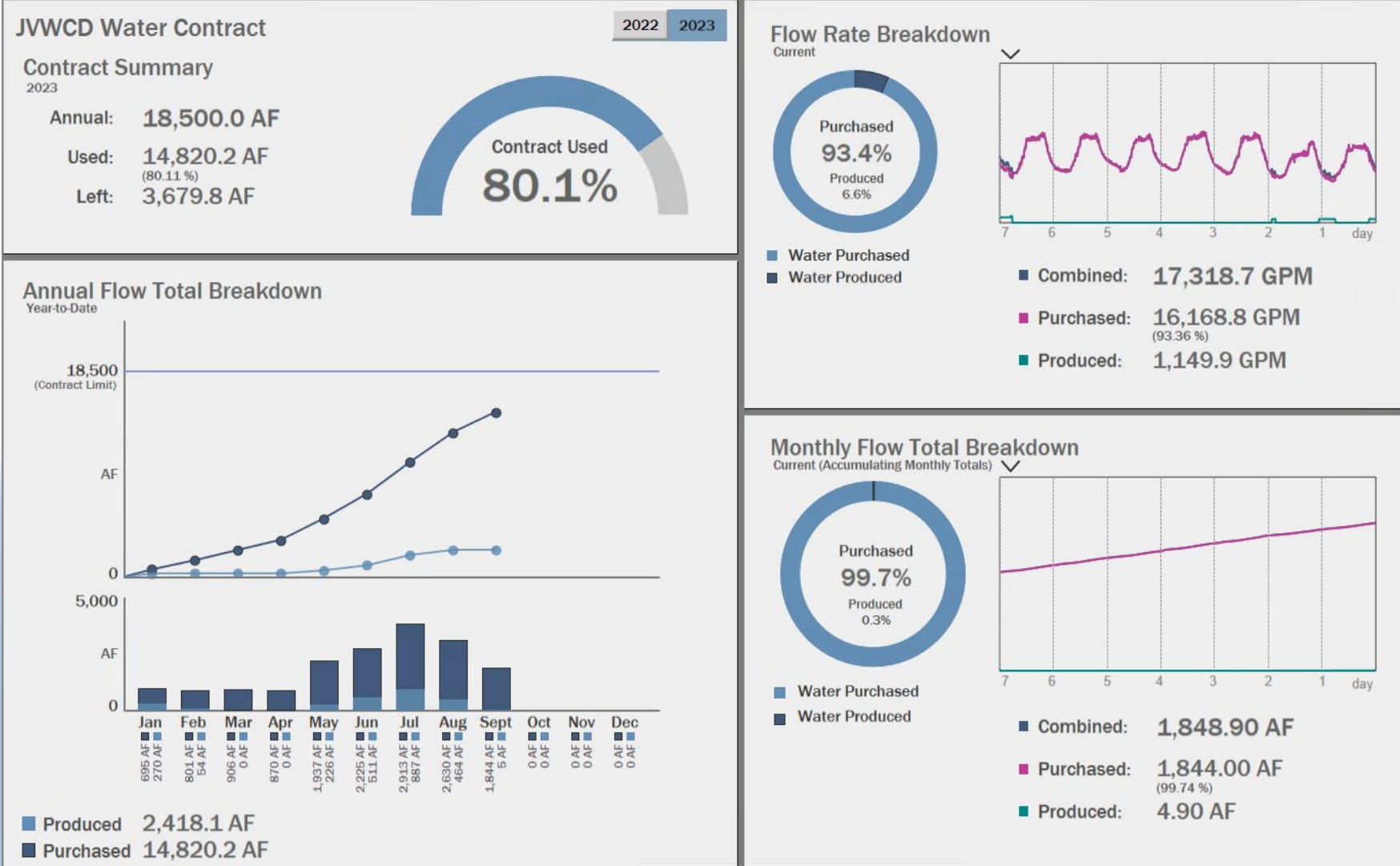
- The APWA industry standard for maintenance vs. repair costs states that Preventative maintenance should account for 30% of all maintenance and repair costs. We track all PM services and repairs by hrs. and cost to evaluate our costs against the APWA standard.



# CAPITAL PROJECTS UPDATE



# September Ops Dashboard







GRANGER-HUNTER  
IMPROVEMENT DISTRICT

---

# CAPITAL PROJECTS REPORT

September 2023 Board Meeting



# CAPITAL PROJECTS APPROVAL

## **23I: Anderson Groundwater Treatment Plant**

Capital Project:	n/a (WaterSMART Project)
Project Budget:	n/a (WaterSMART Project)
Consultant:	TBD
Contractor:	TBD
Design Progress:	0%
Construction Progress:	-

**Project Description:** Water Treatment Plant at the Well No. 16 site to remove manganese/iron/ammonia from Well No. 16 and future Well No. 18, partially funded by a Bureau of Reclamation WaterSMART Grant. The District has 3 years to utilize the funding, which started in June of 2023.

**Project Update:** The District solicited statements of qualifications (SOQs) from interested engineering firms through U3P/SciQuest on July 27, 2023. A mandatory Pre-SOQ meeting was held on August 3, 2023. Three firms attended the Pre-SOQ meeting, and two of these firms submitted SOQs: J-U-B Engineers and Sunrise Engineering.

Through the SOQ evaluation process, the District selected J-U-B Engineers to prepare a fee proposal for the project.

It is recommended that J-U-B Engineers be awarded the engineering design contract in the amount of \$749,800. J-U-B has successfully completed several projects similar in size and scope including the District's Rushton Groundwater Treatment Plant (RGWTP).

**Approval Requested:** Consider approval of an engineering design Contract to J-U-B Engineers for the 23I: Anderson GWTP project in the amount of \$749,800.

## 23I: Anderson Groundwater Treatment Plant



2888 South 3600 West • P.O. Box 701110 • West Valley City, Utah 84170-1110 • Phone (801) 968-3551 • Fax (801) 968-5467 • www.ghid.org

### memorandum

**Date:** September 19, 2023  
**To:** Jason Helm  
**From:** Moriah Gamache  
**Subject:** Anderson Groundwater Treatment Plant Design-Phase Engineering Services RFSQ  
**Copy:** Todd Marti  
 Victor Narteh

GHID solicited Statements of Qualifications (SOQs) to select an Engineering Consultant to design the new Anderson Groundwater Treatment Plant. The RFSQ was issued on July 27, 2023 and SOQs were due August 28, 2023. The RFSQ follows the District's Procurement Process (the UASD Purchasing Policy) where "Architects and engineers shall not include cost information..." As such, the proposal evaluation criteria were as follows:

1. Firm Information: 25%
2. Project Manager: 35%
3. Project Team: 25%
4. Key Differentiators and Schedule: 15%

The project was advertised on the District's website and on the Utah Public Procurement Place website (Sciquest). The District received two proposals from the following firms:

1. J-U-B Engineers
2. Sunrise Engineering

The 5-person Selection Committee (Todd Marti, Victor Narteh, Drew Ovard, Jeremy Gregory, and Moriah Gamache) convened to rank the proposals as follows:

Proposer	Score
J-U-B Engineers	88.9
Proposer B	85.6

The J-U-B Proposal was awarded the highest amount of points based on the criteria above. J-U-B Engineers was requested to prepare a fee proposal. District staff have reviewed each line of the fee proposal and negotiated with the Consultant to come to an acceptable amount. The following items are included in the proposal:

1. Project Administration
2. Preliminary Design (30% Design, Architectural Evaluation)
3. As-built Research/Utility Investigations/Base Mapping & Surveys/Geotech Investigations
4. Easements/Property Descriptions
5. Permit Applications/Regulatory Funding
6. Water Treatment Equipment Pre-Purchase

7. Contractor Pre-Qualification
8. 60% Design Services (including 3-D Modeling, Electrical and HVAC Design, Pipeline Work)
9. 90% Design Services
10. Final Design (completing bid documents, specifications)
11. Bidding Assistance

J-U-B prepared a draft fee estimate of approximately \$800,500. District Staff negotiated and were able to reduce the amount to \$749,800. We are comfortable with this number and feel it represents the true cost of the project.

District Staff recommend we proceed with awarding the engineering contract to J-U-B Engineers in the amount of \$749,800 for design-phase services for the Rushton Groundwater Treatment Plant.



# INFRASTRUCTURE FUNDING OPPORTUNITIES

Funding Opportunity	Funding Agency	Cost Match	Timeline	Projects	Status
<b>American Rescue Plan Act (ARPA) - \$1.4B to Utah</b>	Drinking Water SRF	Up to 49% Grant Opportunity if MAGI less than 80% of State MAGI (GHID at 78%).	Allocated by 2024, Spent by 2026	Redwood Road Waterline Replacement, Ridgeland Pump Station Replacement	Received \$13.8 M - \$2.8M in principal forgiveness and \$11M at 0.5% hardship grant assessment fee
<b>Infrastructure and Investment Jobs Act (IIJA) - \$360M over 5 years</b>	Drinking Water SRF	Up to 49% Grant Opportunity if MAGI less than 80% of State MAGI (GHID at 78%).	Next 5 Years	Redwood Road Waterline Replacement, Ridgeland Pump Station Replacement	
<b>Infrastructure and Investment Jobs Act (IIJA) - Community Project Funding</b>	U.S. House of Representatives	Proposing 75/25 Split		3600 West Waterline Replacement, 5400 West Waterline Replacement	Not Selected for 2024.
<b>Clean Water State Revolving Fund (CWSRF) - \$14M per year</b>	Utah Water Quality Board	Low-interest loans	TBD	Pleasant Valley Lift Station Replacement	TBD
<b>Bureau of Reclamation WaterSMART Drought Response Program</b>	U.S. Bureau of Reclamation	Up to \$5M in grants per project	Due in July 2022, yearly after.	Anderson Water Treatment Plant (Wells No. 16 & 18) & Well No. 18 Drilling/Construction	Received \$5M Grant for Anderson WTP, Well No. 18
<b>DNR Division of Water Resources</b>	Board of Water Resources	Used to cover match for WaterSMART	Apply by September 30.	Anderson Water Treatment Plant, Zone 1 Reservoir, Future Well No. 18, Well No. 1 Replacement	TBD
<b>Bipartisan Infrastructure Law (BIL) for Lead Service Line Inventory - \$28M per Year for 5 Years</b>	Utah Division of Drinking Water	Up to \$100,000 per year up to 5 years		Lead Service Line Inventory (Contractor)	Received \$100,000 with 100% principal forgiveness
<b>Emerging Contaminants Funding (Manganese Removal)</b>	Utah Division of Drinking Water	Requesting ~ \$2.5M		Anderson Water Treatment Plant (Wells No. 16 & 18)	Awarded \$2.5M Grant for Anderson WTP
<b>BRIC (Building Resilient Infrastructure and Communities) Grant</b>	FEMA	N/A		Hazard Mitigation Plan	Awarded \$119,998.99
				<b>TOTAL GRANTS</b>	<b>\$10,519,998.99</b>


# CAPITAL PROJECTS UPDATE

## 20A&I: 3100 South to 4100 South Redwood Road Water and Sewer Project

Capital Project: 20A-Redwood Road Sewer  
20I-Redwood Road Water  
Consultant: Bowen Collins & Associates  
Contractor: Silver Spur Construction  
Design Progress: 100%  
Construction Progress: 15%

**Project Description:** Replace aging distribution piping in Redwood Road and construct a new sewer line running north to provide additional capacity for new growth. The waterline replacement will be funded by the Utah SRF and sewer line will be funded by District impact fees.

**Project Update:** The contractor has started installing pipe along the east side of Redwood Road. The construction crews have installed pipe from 4100 South up to 3800 South



12-inch PVC Installation

## 20B: Rushton Groundwater Treatment Plant

Capital Project: Rushton Groundwater Treatment  
Consultant: J-U-B Engineers  
Contractor: Nelson Brothers  
Design Progress: 100%  
Construction Progress: 95%

**Project Description:** A new water treatment facility to remove iron, manganese and ammonia from Wells No. 1, 12 and 17 at the Well No. 12 site at 1490 West 3100 South.

**Project Update:** Contractor is finishing up site improvements including parking lot, landscaping, and fencing. Operation of the treatment facility is being set up. Substantial completion is scheduled for the first part of October.



Asphalt Placement



Parking Lot and Landscaping



# CAPITAL PROJECTS UPDATE

## 20D: Kent Booster Pump Station Replacement and Tank Purchase

Capital Project: Tank Farm Booster Replacement/Tank Purchase/Energy Improvements Project  
 Consultant: Hansen, Allen & Luce  
 Contractor: VanCon Inc.  
 Design Progress: 100%  
 Construction Progress: 45%

**Project Description:** Replacement of the existing Kent Booster Pump Station at Tank Farm (4404 South 4800 West), site piping replacements, and purchase of one existing 5 MG Jordan Valley Water tank.

**Project Update:** Work on the pump house and meter vault is ongoing. The contractor will commence work in the canal right-of-way after the canal is drained after the end of the irrigation season.



Pump station foundation rebar



Pump station foundation concrete pad

## 20E: Pioneer WWPS Replacement

Capital Project: Pioneer WWPS Replacement & Pipeline/ Forcemain Upgrades  
 Consultant: Bowen Collins & Associates  
 Contractor: COP Construction  
 Design Progress: 100%  
 Construction Progress: 98%

**Project Description:** Replacement of the existing 500 GPM Pioneer Wastewater Pump Station located at 2250 South Constitution Boulevard with a new pump station to be located at 2184 South Constitution Boulevard.

**Project Update:** The site has been paved. Project start up is anticipated to occur in the next month after Rocky Mountain Power gets power to the site.



Concrete driveway entrance and asphalt pavement on site

# CAPITAL PROJECTS UPDATE

## 21F: SCADA Modernization Project

Capital Project: CADA Modifications/Upgrades  
Consultant: APCO, Inc.

**Project Description:** Upgrades and modifications to the District's existing Supervisory Control and Data Acquisition (SCADA) system. This project will modernize the AVEVA System by adding object-based tags and creating high-performance graphics, along with upgrading aging and obsolete hardware.

**Project Update:** Working on adding fiber to additional sites.

## 21I: Interceptor Vault Modifications

Capital Project: Interceptor Improvements  
Consultant: J-U-B Engineers  
Contractor: Nelson Bros.  
Design Progress: 100%  
Construction Progress: 100%

**Project Description:** Replace the lid of the main District interceptor vault at 1488 W. 3100 S. to improve maintenance access and better match new asphalt elevations.

**Project Update:** See 20B: Rushton Groundwater Treatment Plant project update.



Mastic Seal Tape on Interceptor Vault

# CAPITAL PROJECTS UPDATE

## 22A: 2022 Large Meter Replacements

Capital Project: 2022 Meter Vault Upgrades  
Consultant: GHID Staff  
Contractor: GHID Staff  
Design Progress: 100%  
Construction Progress: 5%

**Project Description:** Next set of retail meter vault upgrades and rehabilitation.

**Project Update:** District staff re-evaluated the conditions of the vaults to be replaced and have decided that the vaults are in decent shape but will require new piping, valves, and meters. The vaults will be replumbed in-house by GHID construction crew and meters replaced with magnetic flow meters (mag meters).

## 22C: Lake Park and Merry Lane Subdivisions Waterline Replacements

Capital Project: 22C-Hunter Drive/ Lake Park  
Consultant: CRS Engineers  
Contractor: Lyndon Jones Construction, Inc.  
Design Progress: 100%  
Construction Progress: 100%

**Project Description:** Replacement of cast iron pipe in residential neighborhoods.

**Project Update:** The project is substantially complete. Crews are now working on punch list items.




# CAPITAL PROJECTS UPDATE

## 22D: 4100 South and 4700 South Waterlines Project

Capital Project: 4100 S. from 6000 W. to 6400 W., 4700 South Waterline Replacement  
 Consultant: Jones & DeMille Eng.  
 Contractor: Cody Ekker Construction, Inc.  
 Design Progress: 100%  
 Construction Progress: 90%

**Project Description:** Replacement of cast iron pipe on 4100 South from 6000 West to 6400 West, 6400 West from 4100 South to 3980 South, and steel pipe on 4700 South from 5600 West to 6000 West.

**Project Update:** Crews are working to complete tie-ins along 4100 South and 6400 W. Construction is expected to be completed within 2-3 weeks.



GHID storm drain loop



New 8" to existing 6" Connection @  
King Valley Way

## 22F: Ridgeland Pump Station Replacement

Capital Project: Ridgeland Pump Station Replacement/Site Improvements  
 Consultant: J-U-B Engineers, Inc.  
 Contractor: Condie Construction Co.  
 Design Progress: 100%  
 Construction Progress: 1%

**Project Description:** Replacement of the existing 4,000 GPM pumpstation at 2386 South 3600 West, including the building and generator, and upgrades to the site landscaping and fencing.

**Project Update:** Submittals continue being reviewed. Crews fully mobilized September 18. Work will begin in West Valley City ROW (3600 W) including sewer tie-in and 16" waterline addition.



# CAPITAL PROJECTS UPDATE

## 23C: Well No. 1 Chlorinator Replacement

Capital Project: Chlorine Generation Equipment - Well No. 1  
Consultant: Sunrise Engineering, Inc.  
Contractor: Hills Construction, Inc.  
Design Progress: 100%  
Construction Progress: 0%

**Project Description:** Replacement of the chlorine generation equipment at Well No. 1.

**Project Update:** Pre-construction meeting held September 5, 2023. Submittals are being reviewed.

## 23D: Acord Reservoir Repairs & Recoating

Capital Project: Well No. 12 Reservoir  
Consultant: Infinity Corrosion Group  
Contractor: TBD  
Design Progress: 70%  
Construction Progress: 0%

**Project Description:** Repairs and recoating of the steel reservoir at 1490 West 3100 South.

**Project Update:** Design is ongoing. The anticipated request for bid date is scheduled for December.

# CAPITAL PROJECTS UPDATE

## 23E: Buildings A & C Repairs and Upgrades

Capital Project:	Building C Upgrades & Building A Upgrades/Modifications
Consultant:	Design West Architects
Contractor:	TBD
Design Progress:	60%
Construction Progress:	0%

**Project Description:** Updates to Building C, including replacement of garage doors and security systems, and to Building A, including doors, lights, and security systems.

**Project Update:** Design is ongoing. The anticipated Request for Bid date is scheduled for November.

## 23E-1: Building A Reroof

Capital Project:	Building C Upgrades & Building A Upgrades/Modifications
Consultant:	Design West Architects
Contractor:	TBD
Design Progress:	100%
Construction Progress:	0%

**Project Description:** Replacement of the Building A roof.

**Project Update:** The project Preconstruction Meeting was held September 19, 2023. It is anticipated that the contractor will begin delivering materials the first week of October.

# CAPITAL PROJECTS UPDATE

## 23F: East Rec Cathodic Protection System Upgrades

Capital Project:	Cathodic Protection System Replacement at East Rec, East Rec Wet Well Lining
Consultant:	Horrocks
Contractor:	TBD
Design Progress:	15%
Construction Progress:	0%

**Project Description:** Replacement of the non-functional cathodic protection system and lining of the wet well.

**Project Update:** Wet well structural inspection report determined the wet well and lid are structurally sound. The liner and cathodic protection system are being designed.

## 23G: Chesterfield & Warner Exhaust System Upgrades

Capital Project:	Chesterfield Wet Well Exhaust System, Warner Dry Well Exhaust System
Consultant:	Bowen, Collins, & Associates
Contractor:	TBD
Design Progress:	15%
Construction Progress:	0%

**Project Description:** Replacement of exhaust systems at both Chesterfield and Warner.

**Project Update:** The District terminated negotiations with only RFP respondent for Warner. Negotiations with Another contractor are in progress. Chesterfield design is underway. An Amendment to the design contract was approved for additional electrical work to bring the site to code.

# CAPITAL PROJECTS UPDATE

## 23I: Anderson Water Treatment Plant

Capital Project:	N/A
Consultant:	TBD
Contractor:	TBD
Design Progress:	5%
Construction Progress:	0%

**Project Description:** Water Treatment Plant at the Well No. 16 site to remove manganese/iron/ammonia from Well No. 16 and future Well No. 18, partially funded by a Bureau of Reclamation WaterSMART Grant.

**Project Update:** See Capital Project Approvals.

## 23L: Well No. 18 Drilling & Equipping

Capital Project:	N/A
Consultant:	Hansen, Allen & Luce
Contractor:	TBD
Design Progress:	15%
Construction Progress:	0%

**Project Description:** Drilling of new Well No. 18 near Well No. 16 as part of the Anderson Water Treatment Plant.

**Project Update:** Potential site have been investigated and are now under review by the District.

# CAPITAL PROJECTS UPDATE

## 23Q: PRV Vault Electrical Upgrades

Capital Project:	2023 PRV Vault Electrical Upgrades
Consultant:	GHID Staff
Contractor:	TBD
Design Progress:	0%
Construction Progress:	0%

**Project Description:** Replace/Upgrade electrical components within PRV Vaults.


**Project Update:** Determining Scope of Work and fee.

## 23R: Parkway Sewer Repairs

Capital Project:	-
Consultant:	GHID Staff
Contractor:	Cliff Johnson Excavating
Design Progress:	100%
Construction Progress:	5%

**Project Description:** Emergency repair work on manhole and pipe connections.

**Project Update:** Preconstruction meeting was held on September 20, 2023. The contractor is scheduled to begin their work on October 3, 2023.



Cracks within the riser section



Joint offset in pipe

# SMALL PROJECTS UPDATE

## Zone 1 Reservoir Site Condemnation

Capital Project:	Zone 1 Reservoir Site Condemnation
Consultant:	Horrocks Engineers – Appraisal
Design Progress:	50%
Construction Progress:	N/A

**Project Description:** Per the study completed in 2022, the area near 4700 South and 6000 West is the ideal location for a new Zone 1 reservoir. This project will assist the District acquire the property needed to build this reservoir.

**Project Update:** See approval item.

## SRF and BOR Grant Application Assistance

Capital Project:	Small Design Support
Consultant:	J-U-B Engineers, Inc.
Design Progress:	15%
Construction Progress:	N/A

**Project Description:** Assistance with various grant applications to obtain outside funding.

**Project Update:** In progress.



# SMALL PROJECTS UPDATE

## Well Water Quality Analysis & Rehabilitation Recommendations

Capital Project: Well Water Quality Analysis & Rehabilitation Recommendations  
Consultant: CRS Engineers  
Design Progress: 70%  
Construction Progress: N/A

**Project Description:** This project will sample the District's six active wells and using historical data develop performance and water quality data. This data would be used to create a maintenance plan which include procedures and quantities for any proposed chemical treatments.

**Project Update:** Work related to the study is ongoing.

## Plant Topography

Capital Project: -  
Consultant: Meridian Engineering, Inc.  
Design Progress: 5%  
Construction Progress: N/A

**Project Description:** Survey and topography work is being done to determine the amount of fill that can be brought in if the canal property is acquired next to our existing spoils site.

**Project Update:** A contract has been set up and work will begin within the next couple of weeks.

# CAPITAL PROJECTS MAP

## Capital Projects

Projects completed  
Last 2 years

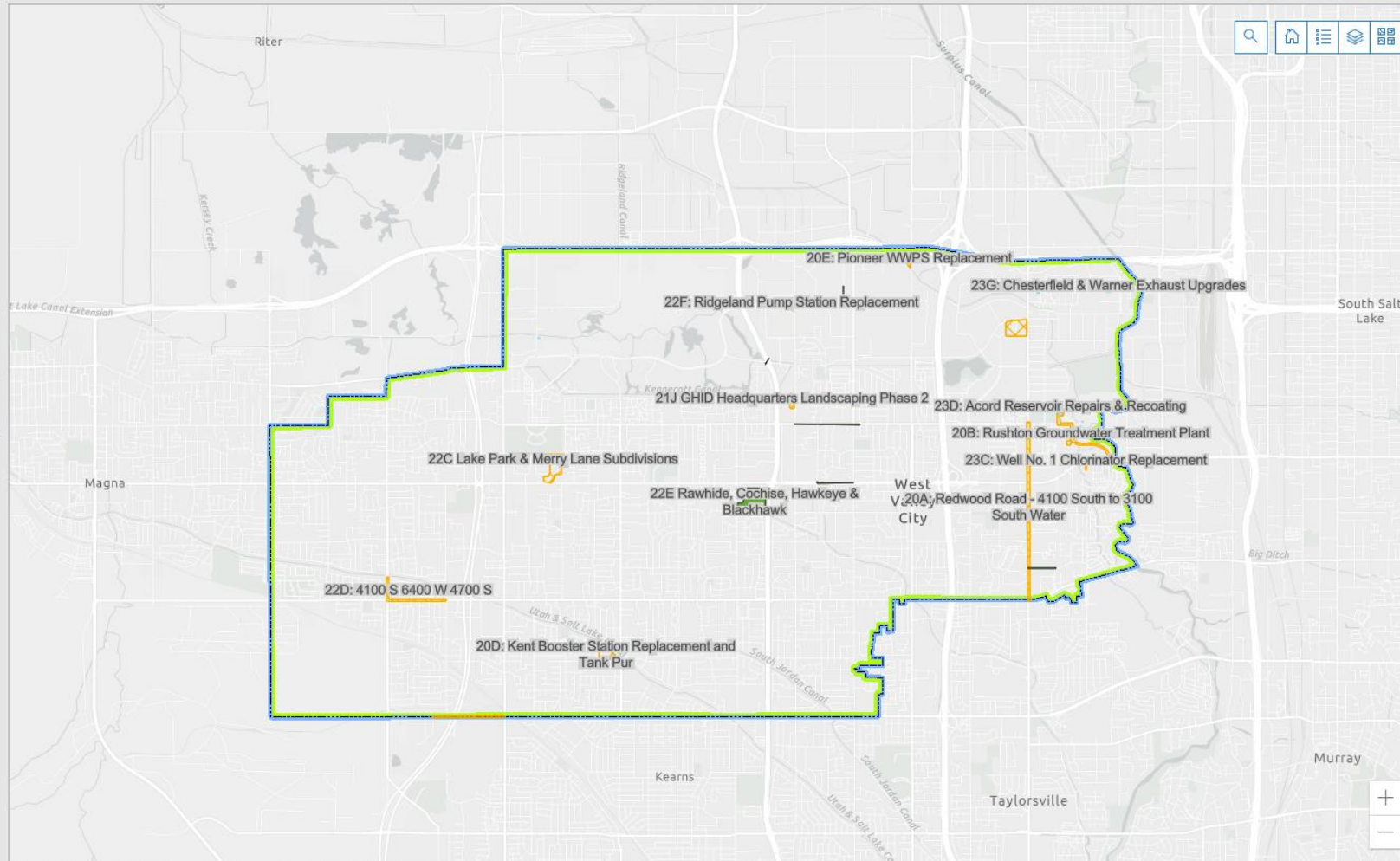
### Capital Projects

#### CIP Projects

- Approved
- Constructed
- Designed
- Finished
- Planning
- Under Construction
- others

### Boundary

GHID\_Database.DBC



- 20D: Kent Booster Station Replacement and Tank Pur
- 20A: Redwood Road - 4100 South to 3100 South Water
- 20B: Rushton Groundwater Treatment Plant
- 20E: Pioneer WWPS Replacement
- 21J GHID Headquarters Landscaping Phase 2
- 22C Lake Park & Merry Lane Subdivisions
- 22D: 4100 S 6400 W 4700 S
- 22E Rawhide, Cochise, Hawkeye & Blackhawk
- 22F: Ridgeland Pump Station Replacement
- 23B: HQ Landscaping Project Phase III
- 23C: Well No. 1 Chlorinator Replacement
- 23A: Sewer Rehab





# Project Activity vs Budget Report By Project Number

Date Range: 01/01/2023 - 12/31/2023

Project Number	Project Name	Group	Project Type	Status					
<a href="#">20A</a>	REDWOOD ROAD SEWERLINE PROJECT	CAP EX	WASTEWATER	Active					
<b>Expenses</b>					<b>Date Range</b>	<b>Beginning</b>		<b>Ending</b>	<b>Budget</b>
<b>Account Key</b>	<b>Account Name</b>	<b>Encumbrances</b>	<b>Total Budget</b>	<b>Budget</b>	<b>Balance</b>	<b>Total Activity</b>	<b>Balance</b>	<b>Remaining</b>	
<a href="#">20ACONSTMGMT</a>	REDWOOD RD SEWER CONSTR...	18,715.00	430,000.00	430,000.00	0.00	0.00	0.00	411,285.00	
<a href="#">20ACONSTRUCTION</a>	REDWOOD RD SEWER CONSTR...	869,955.00	6,064,485.05	6,064,485.05	0.00	0.00	0.00	5,194,530.05	
<a href="#">20ADESIGN</a>	DESIGN	0.00	145,985.90	120,000.00	108,265.48	23,046.50	131,311.98	14,673.92	
<a href="#">20AINSPECTION</a>	REDWOOD RD SEWER SUPPLE...	6,241.50	6,300.00	6,300.00	0.00	58.50	58.50	0.00	
<a href="#">20APERMITS</a>	PERMITS	0.00	30,000.00	30,000.00	0.00	0.00	0.00	30,000.00	
<b>Total Expenses:</b>		<b>894,911.50</b>	<b>6,676,770.95</b>	<b>6,650,785.05</b>	<b>108,265.48</b>	<b>23,105.00</b>	<b>131,370.48</b>	<b>5,650,488.97</b>	
<b>20A Total:</b>		<b>894,911.50</b>	<b>6,676,770.95</b>	<b>6,650,785.05</b>	<b>108,265.48</b>	<b>23,105.00</b>	<b>131,370.48</b>	<b>5,650,488.97</b>	
<a href="#">20B</a>	RUSHTON WATER TREATMENT PLANT	CAP EX	WATER	Active					
<b>Expenses</b>					<b>Date Range</b>	<b>Beginning</b>		<b>Ending</b>	<b>Budget</b>
<b>Account Key</b>	<b>Account Name</b>	<b>Encumbrances</b>	<b>Total Budget</b>	<b>Budget</b>	<b>Balance</b>	<b>Total Activity</b>	<b>Balance</b>	<b>Remaining</b>	
<a href="#">20BCONSTMGMT</a>	CONSTRUCTION MANAGEMENT	0.00	924,434.00	924,434.00	484,269.75	240,589.93	724,859.68	199,574.32	
<a href="#">20BCONSTRUCTION</a>	CONSTRUCTION	0.00	9,527,191.19	2,772,566.00	6,270,355.44	3,213,825.55	9,484,180.99	43,010.20	
<a href="#">20BEASEMENT</a>	EASEMENTS	0.00	0.00	0.00	0.00	38,580.00	38,580.00	-38,580.00	
<a href="#">20BUTILITYWORK</a>	3RD PARTY UTILITY WORK	0.00	0.00	0.00	0.00	386.56	386.56	-386.56	
<b>Total Expenses:</b>		<b>0.00</b>	<b>10,451,625.19</b>	<b>3,697,000.00</b>	<b>6,754,625.19</b>	<b>3,493,382.04</b>	<b>10,248,007.23</b>	<b>203,617.96</b>	
<b>20B Total:</b>		<b>0.00</b>	<b>10,451,625.19</b>	<b>3,697,000.00</b>	<b>6,754,625.19</b>	<b>3,493,382.04</b>	<b>10,248,007.23</b>	<b>203,617.96</b>	
<a href="#">20D</a>	KENT PUMP STATION REPLACEMENT ...	CAP EX	WATER	Active					
<b>Expenses</b>					<b>Date Range</b>	<b>Beginning</b>		<b>Ending</b>	<b>Budget</b>
<b>Account Key</b>	<b>Account Name</b>	<b>Encumbrances</b>	<b>Total Budget</b>	<b>Budget</b>	<b>Balance</b>	<b>Total Activity</b>	<b>Balance</b>	<b>Remaining</b>	
<a href="#">20DCONSTMGT</a>	20D CONSTRUCTION MANAG...	382,634.68	550,000.00	550,000.00	53,107.55	69,488.79	122,596.34	44,768.98	
<a href="#">20DCONSTRUCTION</a>	CONSTRUCTION	11,251,819.79	9,271,800.00	9,150,000.00	121,100.00	4,601,316.99	4,722,416.99	-6,702,436.78	
<a href="#">20DDESIGNCONTRACT</a>	20D DESIGN CONTRACT	0.00	189,488.10	0.00	8,580.55	0.00	8,580.55	180,907.55	
<a href="#">20DPERMITS/EASEMENTS</a>	PERMITS & EASEMENTS	0.00	46,000.00	40,000.00	6,700.00	0.00	6,700.00	39,300.00	
<a href="#">20DTANKPURCHASE</a>	TANK PURCHASE	0.00	1,520,665.00	0.00	1,520,665.00	0.00	1,520,665.00	0.00	
<b>Total Expenses:</b>		<b>11,634,454.47</b>	<b>11,577,953.10</b>	<b>9,740,000.00</b>	<b>1,710,153.10</b>	<b>4,670,805.78</b>	<b>6,380,958.88</b>	<b>-6,437,460.25</b>	
<b>20D Total:</b>		<b>11,634,454.47</b>	<b>11,577,953.10</b>	<b>9,740,000.00</b>	<b>1,710,153.10</b>	<b>4,670,805.78</b>	<b>6,380,958.88</b>	<b>-6,437,460.25</b>	
<a href="#">20E</a>	PIONEER WWPS REPLACEMENT	CAP EX	WASTEWATER	Active					
<b>Expenses</b>					<b>Date Range</b>	<b>Beginning</b>		<b>Ending</b>	<b>Budget</b>
<b>Account Key</b>	<b>Account Name</b>	<b>Encumbrances</b>	<b>Total Budget</b>	<b>Budget</b>	<b>Balance</b>	<b>Total Activity</b>	<b>Balance</b>	<b>Remaining</b>	
<a href="#">20ECONSTMGT</a>	CONSTRUCTION MANAGEMENT	0.00	170,000.00	170,000.00	57,912.84	66,564.90	124,477.74	45,522.26	
<a href="#">20ECONSTRUCTION</a>	CONSTRUCTION	0.00	3,742,731.12	1,020,000.00	2,664,818.28	741,320.94	3,406,139.22	336,591.90	

Project Activity vs Budget Report

Date Range: 01/01/2023 - 12/31/2023

Project Number	Project Name	Group	Project Type	Status					
		<b>Total Expenses:</b>	<b>0.00</b>	<b>3,912,731.12</b>	<b>1,190,000.00</b>	<b>2,722,731.12</b>	<b>807,885.84</b>	<b>3,530,616.96</b>	<b>382,114.16</b>
		<b>20E Total:</b>	<b>0.00</b>	<b>3,912,731.12</b>	<b>1,190,000.00</b>	<b>2,722,731.12</b>	<b>807,885.84</b>	<b>3,530,616.96</b>	<b>382,114.16</b>

[20G](#)

Expenses		Group	Project Type	Status	Date Range	Beginning	Ending	Budget
Account Key	Account Name	Encumbrances	Total Budget	Budget	Balance	Total Activity	Balance	Remaining
	BUILDING B ADDITION & REMODEL	CAP EX	FACILITIES	Active				
<a href="#">20GCONSTMGT</a>	CONSTRUCTION MANAGEMENT	0.00	33,923.04	33,923.04	19,655.96	14,267.08	33,923.04	0.00
<a href="#">20GCONSTRUCTION</a>	CONSTRUCTION	0.00	865,728.83	-19,655.96	709,468.22	13,919.36	723,387.58	142,341.25
<a href="#">20GFURNITURE</a>	OFFICE FURNITURE	0.00	0.00	0.00	111,106.94	0.00	111,106.94	-111,106.94
<a href="#">20GFURNITURE.CO1</a>	OFFICE FURNITURE CHANGE O...	0.00	0.00	0.00	9,797.99	0.00	9,797.99	-9,797.99
<a href="#">20GFURNITURE.CO2</a>	OFFICE FURNITURE CHANGE O...	0.00	0.00	0.00	0.00	8,854.58	8,854.58	-8,854.58
<a href="#">20GINTERNAL</a>	GHID INTERNAL	0.00	0.00	0.00	13,910.87	0.00	13,910.87	-13,910.87
<a href="#">20GITEQUIPMENT</a>	IT EQUIPMENT - COMPUTERS, ...	0.00	0.00	0.00	21,444.81	6,347.70	27,792.51	-27,792.51
	<b>Total Expenses:</b>	<b>0.00</b>	<b>899,651.87</b>	<b>14,267.08</b>	<b>885,384.79</b>	<b>43,388.72</b>	<b>928,773.51</b>	<b>-29,121.64</b>
	<b>20G Total:</b>	<b>0.00</b>	<b>899,651.87</b>	<b>14,267.08</b>	<b>885,384.79</b>	<b>43,388.72</b>	<b>928,773.51</b>	<b>-29,121.64</b>

[20I](#)

Expenses		Group	Project Type	Status	Date Range	Beginning	Ending	Budget
Account Key	Account Name	Encumbrances	Total Budget	Budget	Balance	Total Activity	Balance	Remaining
	REDWOOD ROAD WATERLINE PROJECT	CAP EX	WATER	Active				
<a href="#">20ICONSTMGMT</a>	REDWOOD RD WATER CONST...	127,529.75	442,860.00	442,860.00	0.00	9,713.25	9,713.25	305,617.00
<a href="#">20ICONSTRUCTION</a>	REDWOOD RD WATERLINE CO...	10,115,192.25	7,500,000.00	7,500,000.00	0.00	1,514,852.75	1,514,852.75	-4,130,045.00
<a href="#">20IDESIGN</a>	DESIGN	0.00	515,840.41	280,000.00	39,682.04	23,672.75	63,354.79	452,485.62
<a href="#">20IINSPECTION</a>	REDWOOD RD WATER SUPPLE...	81,520.00	82,140.00	0.00	0.00	620.00	620.00	0.00
<a href="#">20IPI</a>	REDWOOD RD PUBLIC INVOLV...	49,334.45	30,000.00	30,000.00	0.00	0.00	0.00	-19,334.45
	<b>Total Expenses:</b>	<b>10,373,576.45</b>	<b>8,570,840.41</b>	<b>8,252,860.00</b>	<b>39,682.04</b>	<b>1,548,858.75</b>	<b>1,588,540.79</b>	<b>-3,391,276.83</b>
	<b>20I Total:</b>	<b>10,373,576.45</b>	<b>8,570,840.41</b>	<b>8,252,860.00</b>	<b>39,682.04</b>	<b>1,548,858.75</b>	<b>1,588,540.79</b>	<b>-3,391,276.83</b>

[21F](#)

Expenses		Group	Project Type	Status	Date Range	Beginning	Ending	Budget
Account Key	Account Name	Encumbrances	Total Budget	Budget	Balance	Total Activity	Balance	Remaining
	SCADA MASTER PLAN	CAP EX	FACILITIES	Active				
<a href="#">21FCONTRACT</a>	CONTRACT	10,923.40	406,261.75	255,000.00	150,601.75	34,076.60	184,678.35	210,660.00
<a href="#">21FWIN911</a>	WIN911 SOFTWARE	0.00	0.00	0.00	660.00	0.00	660.00	-660.00
	<b>Total Expenses:</b>	<b>10,923.40</b>	<b>406,261.75</b>	<b>255,000.00</b>	<b>151,261.75</b>	<b>34,076.60</b>	<b>185,338.35</b>	<b>210,000.00</b>
	<b>21F Total:</b>	<b>10,923.40</b>	<b>406,261.75</b>	<b>255,000.00</b>	<b>151,261.75</b>	<b>34,076.60</b>	<b>185,338.35</b>	<b>210,000.00</b>

[21I](#)

Expenses		Group	Project Type	Status	Date Range	Beginning	Ending	Budget
Account Key	Account Name	Encumbrances	Total Budget	Budget	Balance	Total Activity	Balance	Remaining
	RGWTP INTERCEPTOR VAULT MODIFI...	CAP EX	WASTEWATER	Active				
<a href="#">21ICONSTMGMT</a>	CONSTRUCTION MANAGEMENT	0.00	3,000.00	3,000.00	0.00	1,311.10	1,311.10	1,688.90
<a href="#">21ICONSTRUCTION</a>	CONSTRUCTION	0.00	269,341.00	136,000.00	133,341.00	8,821.80	142,162.80	127,178.20
	<b>Total Expenses:</b>	<b>0.00</b>	<b>272,341.00</b>	<b>139,000.00</b>	<b>133,341.00</b>	<b>10,132.90</b>	<b>143,473.90</b>	<b>128,867.10</b>

Project Activity vs Budget Report

Date Range: 01/01/2023 - 12/31/2023

Project Number	Project Name	Group	Project Type	Status					
		<b>21I Total:</b>	<b>0.00</b>	<b>272,341.00</b>	<b>139,000.00</b>	<b>133,341.00</b>	<b>10,132.90</b>	<b>143,473.90</b>	<b>128,867.10</b>

[21J](#) HEADQUARTERS LANDSCAPING PHASE.. CAP EX FACILITIES Active

Expenses				Date Range	Beginning		Ending	Budget
Account Key	Account Name	Encumbrances	Total Budget	Budget	Balance	Total Activity	Balance	Remaining
<a href="#">21JCHANGEORDERS</a>	CHANGE ORDERS	0.00	0.00	0.00	22,763.40	0.00	22,763.40	-22,763.40
<a href="#">21JCONSTMGMT</a>	CONSTRUCTION ADMINISTRAT...	0.00	0.00	0.00	38,982.60	2,492.15	41,474.75	-41,474.75
<a href="#">21JCONSTMGMTAMDMS</a>	CONSTRUCTION MANAGEMEN...	0.00	3,000.00	3,000.00	0.00	2,857.33	2,857.33	142.67
<a href="#">21JCONSTRUCTION</a>	CONSTRUCTION	0.00	798,321.24	72,000.00	653,573.62	36,815.20	690,388.82	107,932.42
<a href="#">21JDESIGNCONTRACT</a>	LANDSCAPE DESIGN CONTRACT	0.00	0.00	0.00	9,482.80	0.00	9,482.80	-9,482.80
<a href="#">21JGHIDIMPROVEMENTS</a>	GHID IMPROVEMENTS	0.00	0.00	0.00	1,518.82	0.00	1,518.82	-1,518.82
<b>Total Expenses:</b>		<b>0.00</b>	<b>801,321.24</b>	<b>75,000.00</b>	<b>726,321.24</b>	<b>42,164.68</b>	<b>768,485.92</b>	<b>32,835.32</b>
<b>21J Total:</b>		<b>0.00</b>	<b>801,321.24</b>	<b>75,000.00</b>	<b>726,321.24</b>	<b>42,164.68</b>	<b>768,485.92</b>	<b>32,835.32</b>

[22C](#) LAKE PARK & MERRY LANE SUBDIVISI... CAP EX WATER Active

Expenses				Date Range	Beginning		Ending	Budget
Account Key	Account Name	Encumbrances	Total Budget	Budget	Balance	Total Activity	Balance	Remaining
<a href="#">22CCHANGEORDER</a>	CHANGE ORDERS	0.00	311,681.61	311,681.61	205,349.85	106,043.68	311,393.53	288.08
<a href="#">22CCONSTMGMT</a>	CONSTRUCTION MANAGEMENT	0.00	77,653.75	20,000.00	12,895.00	7,843.75	20,738.75	56,915.00
<a href="#">22CCONSTRUCTION</a>	CONSTRUCTION	0.00	2,039,635.52	1,196,000.00	638,285.67	931,721.95	1,570,007.62	469,627.90
<a href="#">22CDESIGN</a>	DESIGN	0.00	0.00	0.00	15,288.75	0.00	15,288.75	-15,288.75
<a href="#">22CPI</a>	PUBLIC INVOLVEMENT	0.00	22,000.00	10,000.00	12,000.00	7,197.25	19,197.25	2,802.75
<b>Total Expenses:</b>		<b>0.00</b>	<b>2,450,970.88</b>	<b>1,537,681.61</b>	<b>883,819.27</b>	<b>1,052,806.63</b>	<b>1,936,625.90</b>	<b>514,344.98</b>
<b>22C Total:</b>		<b>0.00</b>	<b>2,450,970.88</b>	<b>1,537,681.61</b>	<b>883,819.27</b>	<b>1,052,806.63</b>	<b>1,936,625.90</b>	<b>514,344.98</b>

[22D](#) 4100 SOUTH & 4700 SOUTH WATERLI... CAP EX WATER Active

Expenses				Date Range	Beginning		Ending	Budget
Account Key	Account Name	Encumbrances	Total Budget	Budget	Balance	Total Activity	Balance	Remaining
<a href="#">22DCONST</a>	22D CONSTRUCTION CONTRACT	711,173.29	3,100,889.72	3,100,889.72	0.00	1,870,863.55	1,870,863.55	518,852.88
<a href="#">22DCONSTAMENDMENTS</a>	22D CONSTRUCTION AMENDM...	1,735.15	138,300.00	138,300.00	0.00	2,564.85	2,564.85	134,000.00
<a href="#">22DCONSTMGMT</a>	22D CONSTRUCTION ADMINIS...	12,324.32	105,053.25	40,000.00	2,932.00	22,943.68	25,875.68	66,853.25
<a href="#">22DDESIGNAMENDMENTS</a>	22D DESIGN AMENDMENTS	0.00	0.00	0.00	3,796.50	0.00	3,796.50	-3,796.50
<a href="#">22DDESIGNCONTRACT</a>	22D ENGINEERING DESIGN CO...	0.00	0.00	0.00	58,324.75	0.00	58,324.75	-58,324.75
<a href="#">22DPI</a>	22D Public Involvement	6,048.71	80,000.00	80,000.00	0.00	20,395.23	20,395.23	53,556.06
<b>Total Expenses:</b>		<b>731,281.47</b>	<b>3,424,242.97</b>	<b>3,359,189.72</b>	<b>65,053.25</b>	<b>1,916,767.31</b>	<b>1,981,820.56</b>	<b>711,140.94</b>
<b>22D Total:</b>		<b>731,281.47</b>	<b>3,424,242.97</b>	<b>3,359,189.72</b>	<b>65,053.25</b>	<b>1,916,767.31</b>	<b>1,981,820.56</b>	<b>711,140.94</b>

[22E](#) WATER IN-HOUSE PROJECTS CAP EX WATER Suspended

Expenses				Date Range	Beginning		Ending	Budget
Account Key	Account Name	Encumbrances	Total Budget	Budget	Balance	Total Activity	Balance	Remaining
<a href="#">22EMATERIALS</a>	IN HOUSE CAPITAL PROJECTS ...	0.00	494,575.99	120,875.00	370,295.89	120,875.00	491,170.89	3,405.10
<b>Total Expenses:</b>		<b>0.00</b>	<b>494,575.99</b>	<b>120,875.00</b>	<b>370,295.89</b>	<b>120,875.00</b>	<b>491,170.89</b>	<b>3,405.10</b>

Approved construction amendments/change orders include:  
 CO #2: \$36,655.00  
 CO #3: \$46,600.00  
 CO #4: \$49,900.00

Project Activity vs Budget Report

Date Range: 01/01/2023 - 12/31/2023

Project Number	Project Name	Group	Project Type	Status					
		<b>22E Total:</b>	<b>0.00</b>	<b>494,575.99</b>	<b>120,875.00</b>	<b>370,295.89</b>	<b>120,875.00</b>	<b>491,170.89</b>	<b>3,405.10</b>
<a href="#">22F</a>	RIDGELAND PUMP STATION REPLAC...	CAP EX	WATER	Active					
	<b>Expenses</b>			<b>Date Range</b>	<b>Beginning</b>	<b>Total Activity</b>	<b>Ending</b>	<b>Budget</b>	
	<b>Account Key</b>	<b>Account Name</b>	<b>Encumbrances</b>	<b>Budget</b>	<b>Balance</b>		<b>Balance</b>	<b>Remaining</b>	
	<a href="#">22FCONSTMGMT</a>	CONSTRUCTION MANAGEMENT	127,425.32	151,243.00	151,243.00	0.00	23,817.68	23,817.68	0.00
	<a href="#">22FCONSTR</a>	CONSTRUCTION	0.00	1,955,120.00	1,955,120.00	0.00	0.00	0.00	1,955,120.00
	<a href="#">22FDESIGN</a>	Design Contract for JUB Engine...	0.00	465,707.17	341,870.00	123,837.17	204,219.29	328,056.46	137,650.71
	<a href="#">22FPERMITS</a>	22F WVC PERMIT FEES	0.00	1,767.00	1,767.00	0.00	0.00	0.00	1,767.00
	<b>Total Expenses:</b>		<b>127,425.32</b>	<b>2,573,837.17</b>	<b>2,450,000.00</b>	<b>123,837.17</b>	<b>228,036.97</b>	<b>351,874.14</b>	<b>2,094,537.71</b>
	<b>22F Total:</b>		<b>127,425.32</b>	<b>2,573,837.17</b>	<b>2,450,000.00</b>	<b>123,837.17</b>	<b>228,036.97</b>	<b>351,874.14</b>	<b>2,094,537.71</b>
<a href="#">22G</a>	WEST LAKE PUMP 1 REPLACEMENT	CAP EX	WASTEWATER	Active					
	<b>Expenses</b>			<b>Date Range</b>	<b>Beginning</b>	<b>Total Activity</b>	<b>Ending</b>	<b>Budget</b>	
	<b>Account Key</b>	<b>Account Name</b>	<b>Encumbrances</b>	<b>Budget</b>	<b>Balance</b>		<b>Balance</b>	<b>Remaining</b>	
	<a href="#">22GCONSTRUCTION</a>	CONSTRUCTION	0.00	30,241.67	30,241.67	0.00	30,241.67	30,241.67	0.00
	<b>Total Expenses:</b>		<b>0.00</b>	<b>30,241.67</b>	<b>30,241.67</b>	<b>0.00</b>	<b>30,241.67</b>	<b>30,241.67</b>	<b>0.00</b>
	<b>22G Total:</b>		<b>0.00</b>	<b>30,241.67</b>	<b>30,241.67</b>	<b>0.00</b>	<b>30,241.67</b>	<b>30,241.67</b>	<b>0.00</b>
<a href="#">22H</a>	WATER INNOVATION & METER TESTI...	CAP EX	FACILITIES	Active					
	<b>Expenses</b>			<b>Date Range</b>	<b>Beginning</b>	<b>Total Activity</b>	<b>Ending</b>	<b>Budget</b>	
	<b>Account Key</b>	<b>Account Name</b>	<b>Encumbrances</b>	<b>Budget</b>	<b>Balance</b>		<b>Balance</b>	<b>Remaining</b>	
	<a href="#">22HCONSTRUCTION</a>	CONSTRUCTION	0.00	139,015.87	133,500.00	5,515.87	133,363.79	138,879.66	136.21
	<b>Total Expenses:</b>		<b>0.00</b>	<b>139,015.87</b>	<b>133,500.00</b>	<b>5,515.87</b>	<b>133,363.79</b>	<b>138,879.66</b>	<b>136.21</b>
	<b>22H Total:</b>		<b>0.00</b>	<b>139,015.87</b>	<b>133,500.00</b>	<b>5,515.87</b>	<b>133,363.79</b>	<b>138,879.66</b>	<b>136.21</b>
<a href="#">22I</a>	WELL NO. 8 REPAIRS & UPGRADES	CAP EX	WATER	Active					
	<b>Expenses</b>			<b>Date Range</b>	<b>Beginning</b>	<b>Total Activity</b>	<b>Ending</b>	<b>Budget</b>	
	<b>Account Key</b>	<b>Account Name</b>	<b>Encumbrances</b>	<b>Budget</b>	<b>Balance</b>		<b>Balance</b>	<b>Remaining</b>	
	<a href="#">22ICONSTCO1</a>	22I CONSTRUCTION CHANGE O...	0.00	35,000.00	35,000.00	0.00	34,489.00	34,489.00	511.00
	<a href="#">22ICONSTRUCTION</a>	CONSTRUCTION	0.00	135,000.00	135,000.00	0.00	132,420.00	132,420.00	2,580.00
	<b>Total Expenses:</b>		<b>0.00</b>	<b>170,000.00</b>	<b>170,000.00</b>	<b>0.00</b>	<b>166,909.00</b>	<b>166,909.00</b>	<b>3,091.00</b>
	<b>22I Total:</b>		<b>0.00</b>	<b>170,000.00</b>	<b>170,000.00</b>	<b>0.00</b>	<b>166,909.00</b>	<b>166,909.00</b>	<b>3,091.00</b>
<a href="#">23A</a>	2023 SEWER LINING AND REHABILITA...	CAP EX	WASTEWATER	Active					
	<b>Expenses</b>			<b>Date Range</b>	<b>Beginning</b>	<b>Total Activity</b>	<b>Ending</b>	<b>Budget</b>	
	<b>Account Key</b>	<b>Account Name</b>	<b>Encumbrances</b>	<b>Budget</b>	<b>Balance</b>		<b>Balance</b>	<b>Remaining</b>	
	<a href="#">23ACONSTR</a>	CONSTRUCTION	0.00	765,587.00	765,587.00	0.00	765,587.00	765,587.00	0.00
	<b>Total Expenses:</b>		<b>0.00</b>	<b>765,587.00</b>	<b>765,587.00</b>	<b>0.00</b>	<b>765,587.00</b>	<b>765,587.00</b>	<b>0.00</b>
	<b>23A Total:</b>		<b>0.00</b>	<b>765,587.00</b>	<b>765,587.00</b>	<b>0.00</b>	<b>765,587.00</b>	<b>765,587.00</b>	<b>0.00</b>
<a href="#">23B</a>	HEADQUARTERS LANDSCAPING PHASE..	CAP EX	FACILITIES	Active					

Project Activity vs Budget Report

Date Range: 01/01/2023 - 12/31/2023

Project Number	Project Name	Group	Project Type	Status					
	<b>Expenses</b>				<b>Date Range</b>	<b>Beginning</b>		<b>Ending</b>	<b>Budget</b>
	<b>Account Key</b>	<b>Account Name</b>	<b>Encumbrances</b>	<b>Total Budget</b>	<b>Budget</b>	<b>Balance</b>	<b>Total Activity</b>	<b>Balance</b>	<b>Remaining</b>
	<a href="#">23BCONSTMGMT</a>	CONSTRUCTION MANAGMENT	0.00	15,000.00	15,000.00	0.00	0.00	0.00	15,000.00
	<a href="#">23BCONSTR</a>	CONSTRUCTION	0.00	126,000.00	126,000.00	0.00	0.00	0.00	126,000.00
	<a href="#">23BDESIGN</a>	23B Design Contract	0.00	10,000.00	10,000.00	0.00	23,200.00	23,200.00	-13,200.00
		<b>Total Expenses:</b>	<b>0.00</b>	<b>151,000.00</b>	<b>151,000.00</b>	<b>0.00</b>	<b>23,200.00</b>	<b>23,200.00</b>	<b>127,800.00</b>
		<b>23B Total:</b>	<b>0.00</b>	<b>151,000.00</b>	<b>151,000.00</b>	<b>0.00</b>	<b>23,200.00</b>	<b>23,200.00</b>	<b>127,800.00</b>
<a href="#">23C</a>	WELL NO. 1 CHLORINATOR	CAP EX	WATER	Active					
	<b>Expenses</b>				<b>Date Range</b>	<b>Beginning</b>		<b>Ending</b>	<b>Budget</b>
	<b>Account Key</b>	<b>Account Name</b>	<b>Encumbrances</b>	<b>Total Budget</b>	<b>Budget</b>	<b>Balance</b>	<b>Total Activity</b>	<b>Balance</b>	<b>Remaining</b>
	<a href="#">23C Design</a>	23C Design	3,171.00	0.00	0.00	0.00	27,529.00	27,529.00	-30,700.00
	<a href="#">23CCONST</a>	CONSTRUCTION	0.00	275,000.00	275,000.00	0.00	0.00	0.00	275,000.00
	<a href="#">23CCONSTMGMT</a>	23C Construction Management	9,114.00	0.00	0.00	0.00	7,486.00	7,486.00	-16,600.00
		<b>Total Expenses:</b>	<b>12,285.00</b>	<b>275,000.00</b>	<b>275,000.00</b>	<b>0.00</b>	<b>35,015.00</b>	<b>35,015.00</b>	<b>227,700.00</b>
		<b>23C Total:</b>	<b>12,285.00</b>	<b>275,000.00</b>	<b>275,000.00</b>	<b>0.00</b>	<b>35,015.00</b>	<b>35,015.00</b>	<b>227,700.00</b>
<a href="#">23D</a>	ACORD RESERVOIR REPAIR & RECOAT...	CAP EX	WATER	Active					
	<b>Expenses</b>				<b>Date Range</b>	<b>Beginning</b>		<b>Ending</b>	<b>Budget</b>
	<b>Account Key</b>	<b>Account Name</b>	<b>Encumbrances</b>	<b>Total Budget</b>	<b>Budget</b>	<b>Balance</b>	<b>Total Activity</b>	<b>Balance</b>	<b>Remaining</b>
	<a href="#">23DCONST</a>	CONSTRUCTION	0.00	850,000.00	850,000.00	0.00	0.00	0.00	850,000.00
	<a href="#">23DCONSTMGMT</a>	CONSTRUCTION MANAGEMENT	0.00	11,500.00	11,500.00	0.00	0.00	0.00	11,500.00
	<a href="#">23DDESIGN</a>	23D ENGINEERING DESIGN	46,909.14	53,500.00	53,500.00	0.00	6,590.86	6,590.86	0.00
		<b>Total Expenses:</b>	<b>46,909.14</b>	<b>915,000.00</b>	<b>915,000.00</b>	<b>0.00</b>	<b>6,590.86</b>	<b>6,590.86</b>	<b>861,500.00</b>
		<b>23D Total:</b>	<b>46,909.14</b>	<b>915,000.00</b>	<b>915,000.00</b>	<b>0.00</b>	<b>6,590.86</b>	<b>6,590.86</b>	<b>861,500.00</b>
<a href="#">23E</a>	BUILDINGS A&C UPGRADES AND MOD..	CAP EX	FACILITIES	Active					
	<b>Expenses</b>				<b>Date Range</b>	<b>Beginning</b>		<b>Ending</b>	<b>Budget</b>
	<b>Account Key</b>	<b>Account Name</b>	<b>Encumbrances</b>	<b>Total Budget</b>	<b>Budget</b>	<b>Balance</b>	<b>Total Activity</b>	<b>Balance</b>	<b>Remaining</b>
	<a href="#">23EBUILDINGACM</a>	BUILDING A CONSTRUCTION ...	2,538.93	2,538.93	2,538.93	0.00	0.00	0.00	0.00
	<a href="#">23EBUILDINGACONST</a>	BUILDING A CONSTRUCTION	0.00	111,592.64	111,592.64	0.00	0.00	0.00	111,592.64
	<a href="#">23EBUILDINGADESIGN</a>	BUILDING A DESIGN	8,473.43	8,473.43	8,473.43	0.00	0.00	0.00	0.00
	<a href="#">23EBUILDINGAPROG</a>	BUILDING A 2ND FLOOR PROG...	0.00	595.00	595.00	0.00	595.00	595.00	0.00
	<a href="#">23EBUILDINGBCM</a>	BUILDING B CONSTRUCTION ...	794.73	794.73	794.73	0.00	0.00	0.00	0.00
	<a href="#">23EBUILDINGBDESIGN</a>	BUILDING B DESIGN	5,167.53	5,167.53	5,167.53	0.00	0.00	0.00	0.00
	<a href="#">23EBUILDINGCCM</a>	BUILDING C CONSTRUCTION M...	3,120.34	3,120.34	3,120.34	0.00	0.00	0.00	0.00
	<a href="#">23EBUILDINGCDESIGN</a>	BUILDING C DESIGN	9,755.04	9,755.04	9,755.04	0.00	0.00	0.00	0.00
	<a href="#">23EBUILDINGCCONST</a>	BUILDING C CONSTRUCTION	0.00	216,895.28	216,895.28	0.00	14,884.00	14,884.00	202,011.28
	<a href="#">23EREROOFM</a>	BUILDING A REROOF CONSTRU...	3,360.00	3,360.00	3,360.00	0.00	0.00	0.00	0.00
	<a href="#">23EREROOFDESIGN</a>	BUILDING A REROOF DESIGN	0.00	13,440.00	13,440.00	0.00	12,614.80	12,614.80	825.20
		<b>Total Expenses:</b>	<b>33,210.00</b>	<b>375,732.92</b>	<b>375,732.92</b>	<b>0.00</b>	<b>28,093.80</b>	<b>28,093.80</b>	<b>314,429.12</b>

Project Activity vs Budget Report

Date Range: 01/01/2023 - 12/31/2023

Project Number	Project Name	Group	Project Type	Status					
		<b>23E Total:</b>	<b>33,210.00</b>	<b>375,732.92</b>	<b>375,732.92</b>	<b>0.00</b>	<b>28,093.80</b>	<b>28,093.80</b>	<b>314,429.12</b>
<a href="#">23EASTREC</a>	EAST REC CATHOTIC PROTECTION & ...	CAP EX	WASTEWATER	Future					
<b>Expenses</b>				<b>Date Range</b>	<b>Beginning</b>		<b>Ending</b>	<b>Budget</b>	
<b>Account Key</b>	<b>Account Name</b>	<b>Encumbrances</b>	<b>Total Budget</b>	<b>Budget</b>	<b>Balance</b>	<b>Total Activity</b>	<b>Balance</b>	<b>Remaining</b>	
<a href="#">23EASTREC</a>	CONSTRUCTION	0.00	190,000.00	190,000.00	0.00	0.00	0.00	190,000.00	
	<b>Total Expenses:</b>	<b>0.00</b>	<b>190,000.00</b>	<b>190,000.00</b>	<b>0.00</b>	<b>0.00</b>	<b>0.00</b>	<b>190,000.00</b>	
	<b>23EASTREC Total:</b>	<b>0.00</b>	<b>190,000.00</b>	<b>190,000.00</b>	<b>0.00</b>	<b>0.00</b>	<b>0.00</b>	<b>190,000.00</b>	
<a href="#">23G</a>	CHESTERFIELD & WARNER EXHAUST ...	CAP EX	WASTEWATER	Active					
<b>Expenses</b>				<b>Date Range</b>	<b>Beginning</b>		<b>Ending</b>	<b>Budget</b>	
<b>Account Key</b>	<b>Account Name</b>	<b>Encumbrances</b>	<b>Total Budget</b>	<b>Budget</b>	<b>Balance</b>	<b>Total Activity</b>	<b>Balance</b>	<b>Remaining</b>	
<a href="#">23CHESTER</a>	CONSTRUCTION	0.00	188,800.00	188,800.00	0.00	0.00	0.00	188,800.00	
<a href="#">23G Design</a>	23G Design	7,432.00	11,200.00	11,200.00	0.00	3,768.00	3,768.00	0.00	
	<b>Total Expenses:</b>	<b>7,432.00</b>	<b>200,000.00</b>	<b>200,000.00</b>	<b>0.00</b>	<b>3,768.00</b>	<b>3,768.00</b>	<b>188,800.00</b>	
	<b>23G Total:</b>	<b>7,432.00</b>	<b>200,000.00</b>	<b>200,000.00</b>	<b>0.00</b>	<b>3,768.00</b>	<b>3,768.00</b>	<b>188,800.00</b>	
<a href="#">23H</a>	2023 HYDRANT PURCHASE	CAP EX	WATER	Active					
<b>Expenses</b>				<b>Date Range</b>	<b>Beginning</b>		<b>Ending</b>	<b>Budget</b>	
<b>Account Key</b>	<b>Account Name</b>	<b>Encumbrances</b>	<b>Total Budget</b>	<b>Budget</b>	<b>Balance</b>	<b>Total Activity</b>	<b>Balance</b>	<b>Remaining</b>	
<a href="#">23HFIREHYDRANTS</a>	Fire Hydrant Replacements	0.00	305,000.00	305,000.00	0.00	303,704.10	303,704.10	1,295.90	
	<b>Total Expenses:</b>	<b>0.00</b>	<b>305,000.00</b>	<b>305,000.00</b>	<b>0.00</b>	<b>303,704.10</b>	<b>303,704.10</b>	<b>1,295.90</b>	
	<b>23H Total:</b>	<b>0.00</b>	<b>305,000.00</b>	<b>305,000.00</b>	<b>0.00</b>	<b>303,704.10</b>	<b>303,704.10</b>	<b>1,295.90</b>	
<a href="#">23I</a>	ANDERSON WTP	CAP EX	WATER	Active					
<b>Expenses</b>				<b>Date Range</b>	<b>Beginning</b>		<b>Ending</b>	<b>Budget</b>	
<b>Account Key</b>	<b>Account Name</b>	<b>Encumbrances</b>	<b>Total Budget</b>	<b>Budget</b>	<b>Balance</b>	<b>Total Activity</b>	<b>Balance</b>	<b>Remaining</b>	
<a href="#">23I Scoping Anderson Wate</a>	Anderson WTP Scoping Update	5,930.00	15,000.00	15,000.00	0.00	9,070.00	9,070.00	0.00	
	<b>Total Expenses:</b>	<b>5,930.00</b>	<b>15,000.00</b>	<b>15,000.00</b>	<b>0.00</b>	<b>9,070.00</b>	<b>9,070.00</b>	<b>0.00</b>	
	<b>23I Total:</b>	<b>5,930.00</b>	<b>15,000.00</b>	<b>15,000.00</b>	<b>0.00</b>	<b>9,070.00</b>	<b>9,070.00</b>	<b>0.00</b>	
<a href="#">23INSTRUMENTATION</a>	INSTRUMENTATION EQUIPMENT UP...	CAP EX	FACILITIES	Future					
<b>Expenses</b>				<b>Date Range</b>	<b>Beginning</b>		<b>Ending</b>	<b>Budget</b>	
<b>Account Key</b>	<b>Account Name</b>	<b>Encumbrances</b>	<b>Total Budget</b>	<b>Budget</b>	<b>Balance</b>	<b>Total Activity</b>	<b>Balance</b>	<b>Remaining</b>	
<a href="#">23INSTRUMENTATION</a>	INSTRUMENTATION	0.00	80,000.00	80,000.00	0.00	0.00	0.00	80,000.00	
	<b>Total Expenses:</b>	<b>0.00</b>	<b>80,000.00</b>	<b>80,000.00</b>	<b>0.00</b>	<b>0.00</b>	<b>0.00</b>	<b>80,000.00</b>	
	<b>23INSTRUMENTATION Total:</b>	<b>0.00</b>	<b>80,000.00</b>	<b>80,000.00</b>	<b>0.00</b>	<b>0.00</b>	<b>0.00</b>	<b>80,000.00</b>	
<a href="#">23J</a>	IN-HOUSE WATERLINE PROJECTS	CAP EX	WATER	Active					
<b>Expenses</b>				<b>Date Range</b>	<b>Beginning</b>		<b>Ending</b>	<b>Budget</b>	
<b>Account Key</b>	<b>Account Name</b>	<b>Encumbrances</b>	<b>Total Budget</b>	<b>Budget</b>	<b>Balance</b>	<b>Total Activity</b>	<b>Balance</b>	<b>Remaining</b>	
<a href="#">23JMATERIALS</a>	MATERIALS FOR IN-HOUSE WA...	0.00	600,000.00	600,000.00	0.00	0.00	0.00	600,000.00	

Project Activity vs Budget Report

Date Range: 01/01/2023 - 12/31/2023

Project Number	Project Name	Group	Project Type	Status					
		<b>Total Expenses:</b>	<b>0.00</b>	<b>600,000.00</b>	<b>600,000.00</b>	<b>0.00</b>	<b>0.00</b>	<b>0.00</b>	<b>600,000.00</b>
		<b>23J Total:</b>	<b>0.00</b>	<b>600,000.00</b>	<b>600,000.00</b>	<b>0.00</b>	<b>0.00</b>	<b>0.00</b>	<b>600,000.00</b>
<a href="#">23K</a>	LARGE METER VAULT REPLUMBS	CAP EX	WATER	Active					
	<b>Expenses</b>			<b>Date Range</b>	<b>Beginning</b>		<b>Ending</b>	<b>Budget</b>	
	<b>Account Key</b>	<b>Account Name</b>	<b>Encumbrances</b>	<b>Total Budget</b>	<b>Budget</b>	<b>Balance</b>	<b>Total Activity</b>	<b>Balance</b>	<b>Remaining</b>
	<a href="#">23KMATERIALS</a>	MATERIALS FOR IN-HOUSE ME...	0.00	30,000.00	30,000.00	0.00	0.00	0.00	30,000.00
		<b>Total Expenses:</b>	<b>0.00</b>	<b>30,000.00</b>	<b>30,000.00</b>	<b>0.00</b>	<b>0.00</b>	<b>0.00</b>	<b>30,000.00</b>
		<b>23K Total:</b>	<b>0.00</b>	<b>30,000.00</b>	<b>30,000.00</b>	<b>0.00</b>	<b>0.00</b>	<b>0.00</b>	<b>30,000.00</b>
<a href="#">23L</a>	WELL NO. 18 DRILLING & EQUIPING	CAP EX	WATER	Active					
	<b>Expenses</b>			<b>Date Range</b>	<b>Beginning</b>		<b>Ending</b>	<b>Budget</b>	
	<b>Account Key</b>	<b>Account Name</b>	<b>Encumbrances</b>	<b>Total Budget</b>	<b>Budget</b>	<b>Balance</b>	<b>Total Activity</b>	<b>Balance</b>	<b>Remaining</b>
	<a href="#">23LDESIGN</a>	23L DESIGN ENGINEERING	412,383.45	439,214.95	439,214.95	0.00	26,831.50	26,831.50	0.00
		<b>Total Expenses:</b>	<b>412,383.45</b>	<b>439,214.95</b>	<b>439,214.95</b>	<b>0.00</b>	<b>26,831.50</b>	<b>26,831.50</b>	<b>0.00</b>
		<b>23L Total:</b>	<b>412,383.45</b>	<b>439,214.95</b>	<b>439,214.95</b>	<b>0.00</b>	<b>26,831.50</b>	<b>26,831.50</b>	<b>0.00</b>
<a href="#">23LANCER</a>	LANCER WAY/2700 WEST UPGRADES	CAP EX	WASTEWATER	Future					
	<b>Expenses</b>			<b>Date Range</b>	<b>Beginning</b>		<b>Ending</b>	<b>Budget</b>	
	<b>Account Key</b>	<b>Account Name</b>	<b>Encumbrances</b>	<b>Total Budget</b>	<b>Budget</b>	<b>Balance</b>	<b>Total Activity</b>	<b>Balance</b>	<b>Remaining</b>
	<a href="#">23LANCER</a>	CONSTRUCTION	0.00	60,000.00	60,000.00	0.00	0.00	0.00	60,000.00
		<b>Total Expenses:</b>	<b>0.00</b>	<b>60,000.00</b>	<b>60,000.00</b>	<b>0.00</b>	<b>0.00</b>	<b>0.00</b>	<b>60,000.00</b>
		<b>23LANCER Total:</b>	<b>0.00</b>	<b>60,000.00</b>	<b>60,000.00</b>	<b>0.00</b>	<b>0.00</b>	<b>0.00</b>	<b>60,000.00</b>
<a href="#">23LVM</a>	2023 LARGE VALUT METER REPLACE...	CAP EX	WATER	Future					
	<b>Expenses</b>			<b>Date Range</b>	<b>Beginning</b>		<b>Ending</b>	<b>Budget</b>	
	<b>Account Key</b>	<b>Account Name</b>	<b>Encumbrances</b>	<b>Total Budget</b>	<b>Budget</b>	<b>Balance</b>	<b>Total Activity</b>	<b>Balance</b>	<b>Remaining</b>
	<a href="#">LVMCONSTR</a>	LVMCONSTR	0.00	625,000.00	625,000.00	0.00	0.00	0.00	625,000.00
	<a href="#">LVMOTHER</a>	LVMOTHER	0.00	50,000.00	50,000.00	0.00	0.00	0.00	50,000.00
		<b>Total Expenses:</b>	<b>0.00</b>	<b>675,000.00</b>	<b>675,000.00</b>	<b>0.00</b>	<b>0.00</b>	<b>0.00</b>	<b>675,000.00</b>
		<b>23LVM Total:</b>	<b>0.00</b>	<b>675,000.00</b>	<b>675,000.00</b>	<b>0.00</b>	<b>0.00</b>	<b>0.00</b>	<b>675,000.00</b>
<a href="#">23M</a>	2023 CHANNEL GRINDERS	CAP EX	WASTEWATER	Active					
	<b>Expenses</b>			<b>Date Range</b>	<b>Beginning</b>		<b>Ending</b>	<b>Budget</b>	
	<b>Account Key</b>	<b>Account Name</b>	<b>Encumbrances</b>	<b>Total Budget</b>	<b>Budget</b>	<b>Balance</b>	<b>Total Activity</b>	<b>Balance</b>	<b>Remaining</b>
	<a href="#">23M 3 replacement channe</a>	2023 CHANNEL GRINDERS	0.00	125,000.00	125,000.00	0.00	112,318.09	112,318.09	12,681.91
		<b>Total Expenses:</b>	<b>0.00</b>	<b>125,000.00</b>	<b>125,000.00</b>	<b>0.00</b>	<b>112,318.09</b>	<b>112,318.09</b>	<b>12,681.91</b>
		<b>23M Total:</b>	<b>0.00</b>	<b>125,000.00</b>	<b>125,000.00</b>	<b>0.00</b>	<b>112,318.09</b>	<b>112,318.09</b>	<b>12,681.91</b>
<a href="#">23N</a>	PARKWAY WATERLINE REPLACEMENT...	CAP EX	WATER	Active					
	<b>Expenses</b>			<b>Date Range</b>	<b>Beginning</b>		<b>Ending</b>	<b>Budget</b>	
	<b>Account Key</b>	<b>Account Name</b>	<b>Encumbrances</b>	<b>Total Budget</b>	<b>Budget</b>	<b>Balance</b>	<b>Total Activity</b>	<b>Balance</b>	<b>Remaining</b>

**Project Activity vs Budget Report**

Date Range: 01/01/2023 - 12/31/2023

Project Number	Project Name	Group	Project Type	Status					
	<a href="#">23NCONSTRUCTION</a>	PARKWAY WATERLINE REPLAC...	0.00	145,065.00	145,065.00	0.00	143,158.00	143,158.00	1,907.00
		<b>Total Expenses:</b>	<b>0.00</b>	<b>145,065.00</b>	<b>145,065.00</b>	<b>0.00</b>	<b>143,158.00</b>	<b>143,158.00</b>	<b>1,907.00</b>
		<b>23N Total:</b>	<b>0.00</b>	<b>145,065.00</b>	<b>145,065.00</b>	<b>0.00</b>	<b>143,158.00</b>	<b>143,158.00</b>	<b>1,907.00</b>

[23P](#)

Expenses	Account Key	Account Name	Encumbrances	Total Budget	Date Range Budget	Beginning Balance	Total Activity	Ending Balance	Budget Remaining
	<a href="#">23PCONSTRUCTION</a>	HQ ALARM SYSTEM REPLACEMENT/U... CONSTRUCTION	0.00	65,000.00	65,000.00	0.00	19,447.83	19,447.83	45,552.17
		<b>Total Expenses:</b>	<b>0.00</b>	<b>65,000.00</b>	<b>65,000.00</b>	<b>0.00</b>	<b>19,447.83</b>	<b>19,447.83</b>	<b>45,552.17</b>
		<b>23P Total:</b>	<b>0.00</b>	<b>65,000.00</b>	<b>65,000.00</b>	<b>0.00</b>	<b>19,447.83</b>	<b>19,447.83</b>	<b>45,552.17</b>

[23PRVVAULT](#)

Expenses	Account Key	Account Name	Encumbrances	Total Budget	Date Range Budget	Beginning Balance	Total Activity	Ending Balance	Budget Remaining
	<a href="#">23PRVVAULT</a>	PRV VAULT ELECTRICAL UPGRADES PRV VAULT ELECTRICAL	0.00	110,000.00	110,000.00	0.00	0.00	0.00	110,000.00
		<b>Total Expenses:</b>	<b>0.00</b>	<b>110,000.00</b>	<b>110,000.00</b>	<b>0.00</b>	<b>0.00</b>	<b>0.00</b>	<b>110,000.00</b>
		<b>23PRVVAULT Total:</b>	<b>0.00</b>	<b>110,000.00</b>	<b>110,000.00</b>	<b>0.00</b>	<b>0.00</b>	<b>0.00</b>	<b>110,000.00</b>

[23PVLAND](#)

Expenses	Account Key	Account Name	Encumbrances	Total Budget	Date Range Budget	Beginning Balance	Total Activity	Ending Balance	Budget Remaining
	<a href="#">23PVLAND</a>	PLEASANT VALLEY LIFTS STATION PRO... LAND PURCHASE	0.00	250,000.00	250,000.00	0.00	0.00	0.00	250,000.00
		<b>Total Expenses:</b>	<b>0.00</b>	<b>250,000.00</b>	<b>250,000.00</b>	<b>0.00</b>	<b>0.00</b>	<b>0.00</b>	<b>250,000.00</b>
		<b>23PVLAND Total:</b>	<b>0.00</b>	<b>250,000.00</b>	<b>250,000.00</b>	<b>0.00</b>	<b>0.00</b>	<b>0.00</b>	<b>250,000.00</b>

[23PVMETER](#)

Expenses	Account Key	Account Name	Encumbrances	Total Budget	Date Range Budget	Beginning Balance	Total Activity	Ending Balance	Budget Remaining
	<a href="#">23PVMETER</a>	PLEASANT VALLEY METER REPLACEM... PLEASANT VALLEY METER REPL...	0.00	35,000.00	35,000.00	0.00	0.00	0.00	35,000.00
		<b>Total Expenses:</b>	<b>0.00</b>	<b>35,000.00</b>	<b>35,000.00</b>	<b>0.00</b>	<b>0.00</b>	<b>0.00</b>	<b>35,000.00</b>
		<b>23PVMETER Total:</b>	<b>0.00</b>	<b>35,000.00</b>	<b>35,000.00</b>	<b>0.00</b>	<b>0.00</b>	<b>0.00</b>	<b>35,000.00</b>

[23R](#)

Expenses	Account Key	Account Name	Encumbrances	Total Budget	Date Range Budget	Beginning Balance	Total Activity	Ending Balance	Budget Remaining
	<a href="#">23RCCTVSOFTWARE</a>	SEWER TV INSPECTION SOFTWARE CCTV SOFTWARE	0.00	0.00	0.00	0.00	23,587.50	23,587.50	-23,587.50
		<b>Total Expenses:</b>	<b>0.00</b>	<b>0.00</b>	<b>0.00</b>	<b>0.00</b>	<b>23,587.50</b>	<b>23,587.50</b>	<b>-23,587.50</b>
		<b>23R Total:</b>	<b>0.00</b>	<b>0.00</b>	<b>0.00</b>	<b>0.00</b>	<b>23,587.50</b>	<b>23,587.50</b>	<b>-23,587.50</b>

[23WVC](#)

Expenses	Account Key	Account Name	Encumbrances	Total Budget	Date Range Budget	Beginning Balance	Total Activity	Ending Balance	Budget Remaining
		2023 WEST VALLEY CITY - OVERLAY & ...							



**Project Activity vs Budget Report**

**Date Range: 01/01/2023 - 12/31/2023**

Project Number	Project Name	Group		Project Type	Status				
	<a href="#">WVCCONSTR</a>	WVCCONSTR	0.00	250,000.00	250,000.00	0.00	0.00	0.00	250,000.00
<b>Total Expenses:</b>			<b>0.00</b>	<b>250,000.00</b>	<b>250,000.00</b>	<b>0.00</b>	<b>0.00</b>	<b>0.00</b>	<b>250,000.00</b>
<b>23WVC Total:</b>			<b>0.00</b>	<b>250,000.00</b>	<b>250,000.00</b>	<b>0.00</b>	<b>0.00</b>	<b>0.00</b>	<b>250,000.00</b>

Summary

Project Summary

Project Number	Project Name	Encumbrances	Total Budget	Date Range Budget	Beginning Balance	Total Activity	Ending Balance	Budget Remaining
<a href="#">20A</a>	REDWOOD ROAD SEWERLINE PROJECT	894,911.50	6,676,770.95	6,650,785.05	108,265.48	23,105.00	131,370.48	5,650,488.97
<a href="#">20B</a>	RUSHTON WATER TREATMENT PLANT	0.00	10,451,625.19	3,697,000.00	6,754,625.19	3,493,382.04	10,248,007.23	203,617.96
<a href="#">20D</a>	KENT PUMP STATION REPLACEMENT ...	11,634,454.47	11,577,953.10	9,740,000.00	1,710,153.10	4,670,805.78	6,380,958.88	-6,437,460.25
<a href="#">20E</a>	PIONEER WWWS REPLACEMENT	0.00	3,912,731.12	1,190,000.00	2,722,731.12	807,885.84	3,530,616.96	382,114.16
<a href="#">20G</a>	BUILDING B ADDITION & REMODEL	0.00	899,651.87	14,267.08	885,384.79	43,388.72	928,773.51	-29,121.64
<a href="#">20I</a>	REDWOOD ROAD WATERLINE PROJECT	10,373,576.45	8,570,840.41	8,252,860.00	39,682.04	1,548,858.75	1,588,540.79	-3,391,276.83
<a href="#">21F</a>	SCADA MASTER PLAN	10,923.40	406,261.75	255,000.00	151,261.75	34,076.60	185,338.35	210,000.00
<a href="#">21I</a>	RGWTP INTERCEPTOR VAULT MODIFI...	0.00	272,341.00	139,000.00	133,341.00	10,132.90	143,473.90	128,867.10
<a href="#">21J</a>	HEADQUARTERS LANDSCAPING PHASE..	0.00	801,321.24	75,000.00	726,321.24	42,164.68	768,485.92	32,835.32
<a href="#">22C</a>	LAKE PARK & MERRY LANE SUBDIVISI...	0.00	2,450,970.88	1,537,681.61	883,819.27	1,052,806.63	1,936,625.90	514,344.98
<a href="#">22D</a>	4100 SOUTH & 4700 SOUTH WATERLI...	731,281.47	3,424,242.97	3,359,189.72	65,053.25	1,916,767.31	1,981,820.56	711,140.94
<a href="#">22E</a>	WATER IN-HOUSE PROJECTS	0.00	494,575.99	120,875.00	370,295.89	120,875.00	491,170.89	3,405.10
<a href="#">22F</a>	RIDGELAND PUMP STATION REPLAC...	127,425.32	2,573,837.17	2,450,000.00	123,837.17	228,036.97	351,874.14	2,094,537.71
<a href="#">22G</a>	WEST LAKE PUMP 1 REPLACEMENT	0.00	30,241.67	30,241.67	0.00	30,241.67	30,241.67	0.00
<a href="#">22H</a>	WATER INNOVATION & METER TESTI...	0.00	139,015.87	133,500.00	5,515.87	133,363.79	138,879.66	136.21
<a href="#">22I</a>	WELL NO. 8 REPAIRS & UPGRADES	0.00	170,000.00	170,000.00	0.00	166,909.00	166,909.00	3,091.00
<a href="#">23A</a>	2023 SEWER LINING AND REHABILITA...	0.00	765,587.00	765,587.00	0.00	765,587.00	765,587.00	0.00
<a href="#">23B</a>	HEADQUARTERS LANDSCAPING PHASE..	0.00	151,000.00	151,000.00	0.00	23,200.00	23,200.00	127,800.00
<a href="#">23C</a>	WELL NO. 1 CHLORINATOR	12,285.00	275,000.00	275,000.00	0.00	35,015.00	35,015.00	227,700.00
<a href="#">23D</a>	ACORD RESERVOIR REPAIR & RECOAT...	46,909.14	915,000.00	915,000.00	0.00	6,590.86	6,590.86	861,500.00
<a href="#">23E</a>	BUILDINGS A&C UPGRADES AND MOD..	33,210.00	375,732.92	375,732.92	0.00	28,093.80	28,093.80	314,429.12
<a href="#">23EASTREC</a>	EAST REC CATHOTIC PROTECTION & ...	0.00	190,000.00	190,000.00	0.00	0.00	0.00	190,000.00
<a href="#">23G</a>	CHESTERFIELD & WARNER EXHAUST ...	7,432.00	200,000.00	200,000.00	0.00	3,768.00	3,768.00	188,800.00
<a href="#">23H</a>	2023 HYDRANT PURCHASE	0.00	305,000.00	305,000.00	0.00	303,704.10	303,704.10	1,295.90
<a href="#">23I</a>	ANDERSON WTP	5,930.00	15,000.00	15,000.00	0.00	9,070.00	9,070.00	0.00
<a href="#">23INSTRUMENTATION</a>	INSTRUMENTATION EQUIPMENT UP...	0.00	80,000.00	80,000.00	0.00	0.00	0.00	80,000.00
<a href="#">23J</a>	IN-HOUSE WATERLINE PROJECTS	0.00	600,000.00	600,000.00	0.00	0.00	0.00	600,000.00
<a href="#">23K</a>	LARGE METER VAULT REPLUMBS	0.00	30,000.00	30,000.00	0.00	0.00	0.00	30,000.00
<a href="#">23L</a>	WELL NO. 18 DRILLING & EQUIPING	412,383.45	439,214.95	439,214.95	0.00	26,831.50	26,831.50	0.00
<a href="#">23LANCER</a>	LANCER WAY/2700 WEST UPGRADES	0.00	60,000.00	60,000.00	0.00	0.00	0.00	60,000.00
<a href="#">23LVM</a>	2023 LARGE VALUT METER REPLACE...	0.00	675,000.00	675,000.00	0.00	0.00	0.00	675,000.00
<a href="#">23M</a>	2023 CHANNEL GRINDERS	0.00	125,000.00	125,000.00	0.00	112,318.09	112,318.09	12,681.91
<a href="#">23N</a>	PARKWAY WATERLINE REPLACEMENT...	0.00	145,065.00	145,065.00	0.00	143,158.00	143,158.00	1,907.00
<a href="#">23P</a>	HQ ALARM SYSTEM REPLACEMENT/U...	0.00	65,000.00	65,000.00	0.00	19,447.83	19,447.83	45,552.17
<a href="#">23PRVVAULT</a>	PRV VAULT ELECTRICAL UPGRADES	0.00	110,000.00	110,000.00	0.00	0.00	0.00	110,000.00
<a href="#">23PVLAND</a>	PLEASANT VALLEY LIFTS STATION PRO...	0.00	250,000.00	250,000.00	0.00	0.00	0.00	250,000.00
<a href="#">23PVMETER</a>	PLEASANT VALLEY METER REPLACEM...	0.00	35,000.00	35,000.00	0.00	0.00	0.00	35,000.00
<a href="#">23R</a>	SEWER TV INSPECTION SOFTWARE	0.00	0.00	0.00	0.00	23,587.50	23,587.50	-23,587.50
<a href="#">23WVC</a>	2023 WEST VALLEY CITY - OVERLAY & ...	0.00	250,000.00	250,000.00	0.00	0.00	0.00	250,000.00

**Summary**

**Project Summary**

Project Number	Project Name	Encumbrances	Total Budget	Date Range Budget	Beginning Balance	Total Activity	Ending Balance	Budget Remaining
	<b>Report Total:</b>	<b>24,290,722.20</b>	<b>58,908,981.05</b>	<b>43,872,000.00</b>	<b>14,680,287.16</b>	<b>15,823,172.36</b>	<b>30,503,459.52</b>	<b>4,114,799.33</b>

**Group Summary**

Group	Encumbrances	Total Budget	Date Range Budget	Beginning Balance	Total Activity	Ending Balance	Budget Remaining
CAP EX	24,290,722.20	58,908,981.05	43,872,000.00	14,680,287.16	15,823,172.36	30,503,459.52	4,114,799.33
<b>Report Total:</b>	<b>24,290,722.20</b>	<b>58,908,981.05</b>	<b>43,872,000.00</b>	<b>14,680,287.16</b>	<b>15,823,172.36</b>	<b>30,503,459.52</b>	<b>4,114,799.33</b>


**Type Summary**

Group	Encumbrances	Total Budget	Date Range Budget	Beginning Balance	Total Activity	Ending Balance	Budget Remaining
FACILITIES	44,133.40	3,062,983.65	1,294,500.00	1,768,483.65	323,735.42	2,092,219.07	926,631.18
WASTEWATER	902,343.50	12,482,671.74	9,600,613.72	2,964,337.60	1,776,626.00	4,740,963.60	6,839,364.64
WATER	23,344,245.30	43,363,325.66	32,976,886.28	9,947,465.91	13,722,810.94	23,670,276.85	-3,651,196.49
<b>Report Total:</b>	<b>24,290,722.20</b>	<b>58,908,981.05</b>	<b>43,872,000.00</b>	<b>14,680,287.16</b>	<b>15,823,172.36</b>	<b>30,503,459.52</b>	<b>4,114,799.33</b>

Note: Project totals do not include work completed prior to mid-2022 due to the changeover to Incode 10.



# ENGINEERING DEPARTMENT UPDATE





GRANGER-HUNTER  
IMPROVEMENT DISTRICT

---

# ENGINEERING REPORT

September 2023 Board Meeting

# PLAN REVIEW UPDATE

	PROJECT NAME		ADDRESS	TYPE	STATUS
1	Lake Park Place - Lot 1A Shell		4129 W Lake Park Blvd	Commercial	Resubmittal Required
2	Lake Park Place - Lot 1B Shell	Office/Warehouse	4097 W Lake Park Blvd	Commercial	Resubmittal Required
3	Pride Trucking Addition and Remodel		5499 W 2455 S	Tenant Improvement	Final Approval
4	Harmons West Store Remodel		3955 W 3500 S	Tenant Improvement	Final Approval
5	West Valley Carnitas	Restaurant	3552 S Market St	Tenant Improvement	Final Approval
6	Granger Clinic Lab Relocation		2965 W 3500 S	Tenant Improvement	Under Review
7	Esperanza Bakery	Restaurant	3528 S Redwood Rd	Tenant Improvement	Final Approval
8	Nusano Radioisotope Production Facility Building		4129 W Lake Park Blvd	Tenant Improvement	Final Approval
9	Core Chiropractic Clinic		2222 W 3500 S Suites B3 & B4	Tenant Improvement	Final Approval
10	Catrachos Food 2	Restaurant	4344 W 3500 S	Commercial	Final Approval
11	Discount Tire	Added sink	2999 S Glen Eagle Dr	Tenant Improvement	Final Approval
12	Mountain View Micro Flex, Originally Copper Ridge Tech Park	Fire Sprinkler Plans	5718 W 3500 S	Tenant Improvement	Under Review
13	Grasshopper TI 2195 S Presidents Dr Suites A-F	Office changes	2195 S Presidents Dr Suites A-F	Tenant Improvement	Final Approval
14	Catrachos Food 2	Restaurant	4344 W 3500 S	Commercial	Final Approval
15	Discount Tire	Added sink	2999 S Glen Eagle Dr	Tenant Improvement	Final Approval
16	Mountain View Micro Flex, Originally Copper Ridge Tech Park	Fire Sprinkler Plans	5718 W 3500 S	Tenant Improvement	Under Review

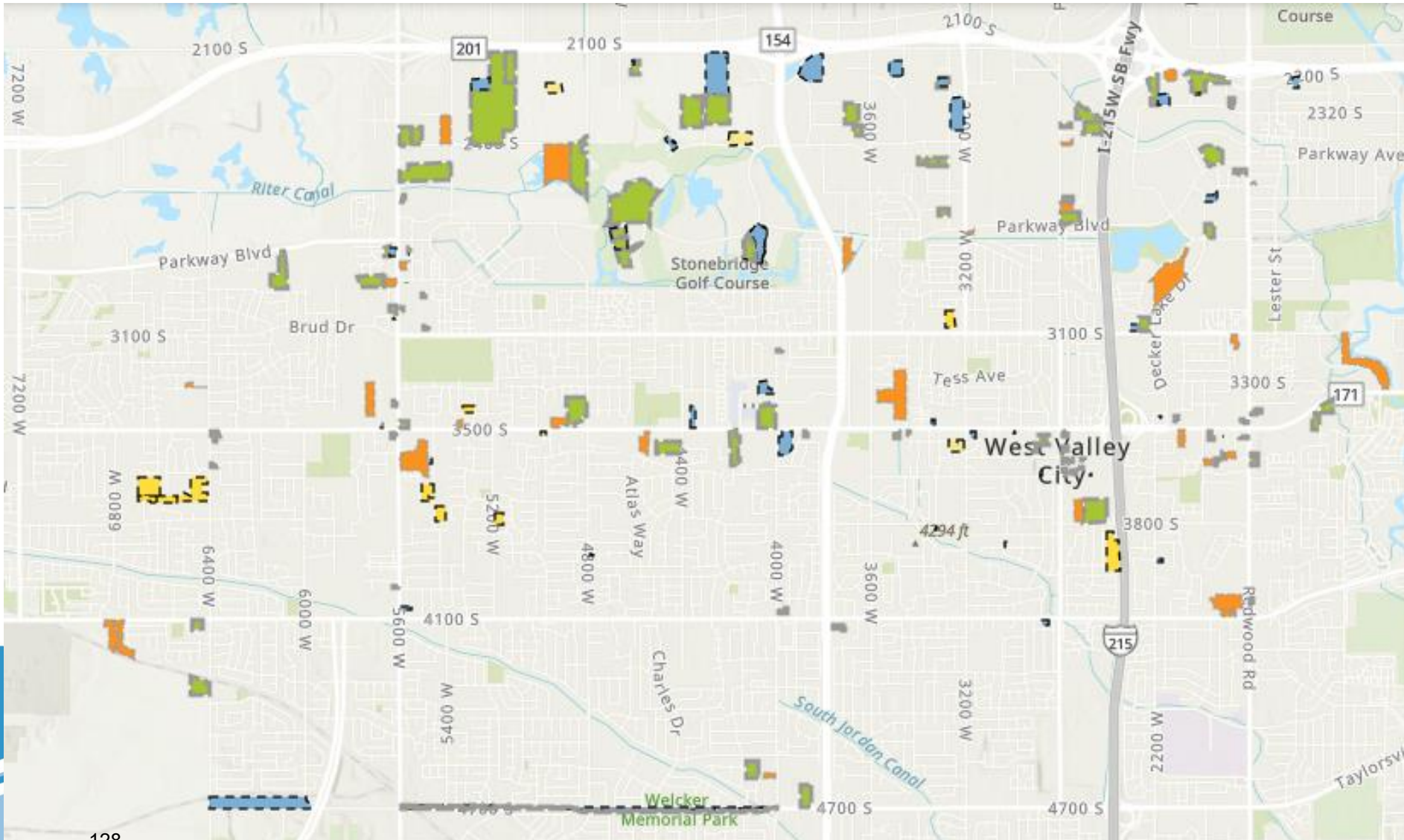
# PLAN REVIEW UPDATE

	PROJECT NAME		ADDRESS	TYPE	STATUS
17	Ken Milne 4700 South		4686 S 6000 W	Commercial	Resubmittal Required
18	Valley Fair Mall; Fat Slice TI		3601 S Constitution Blvd	Tenant Improvement	Resubmittal Required
19	JDF Limited Partnership Fire Repair 1515 W 2200 S		1515 W 2200 S	Tenant Improvement	Final Approval
20	Peak JCB Dealership		4527 W South Frontage Rd	Commercial	Resubmittal Required
21	Intermountain Kidney Services WV Dialysis TI		2750 S 5600 W	Tenant Improvement	Resubmittal Required
22	Speed King Addition	Addition to laundry mat.	5670 W 3500 S	Tenant Improvement	Final Approval
23	Next Ride Motors TI	Dealership	3336 W 3500 S	Tenant Improvement	Final Approval
24	Wetzel's Pretzels TI (in Walmart)		3180 S 5600 W	Tenant Improvement	Resubmittal Required





# PLAN REVIEW UPDATE



### Legend

**Plan Review**

- Construction Complete
- Developed
- Plans Finald
- Subdivision Lots
- Under Review
- Plans Approved
- Under Construction
- others

**Section\_Zones - GHID Sections**

- 

**Section\_Zones - Boundary**

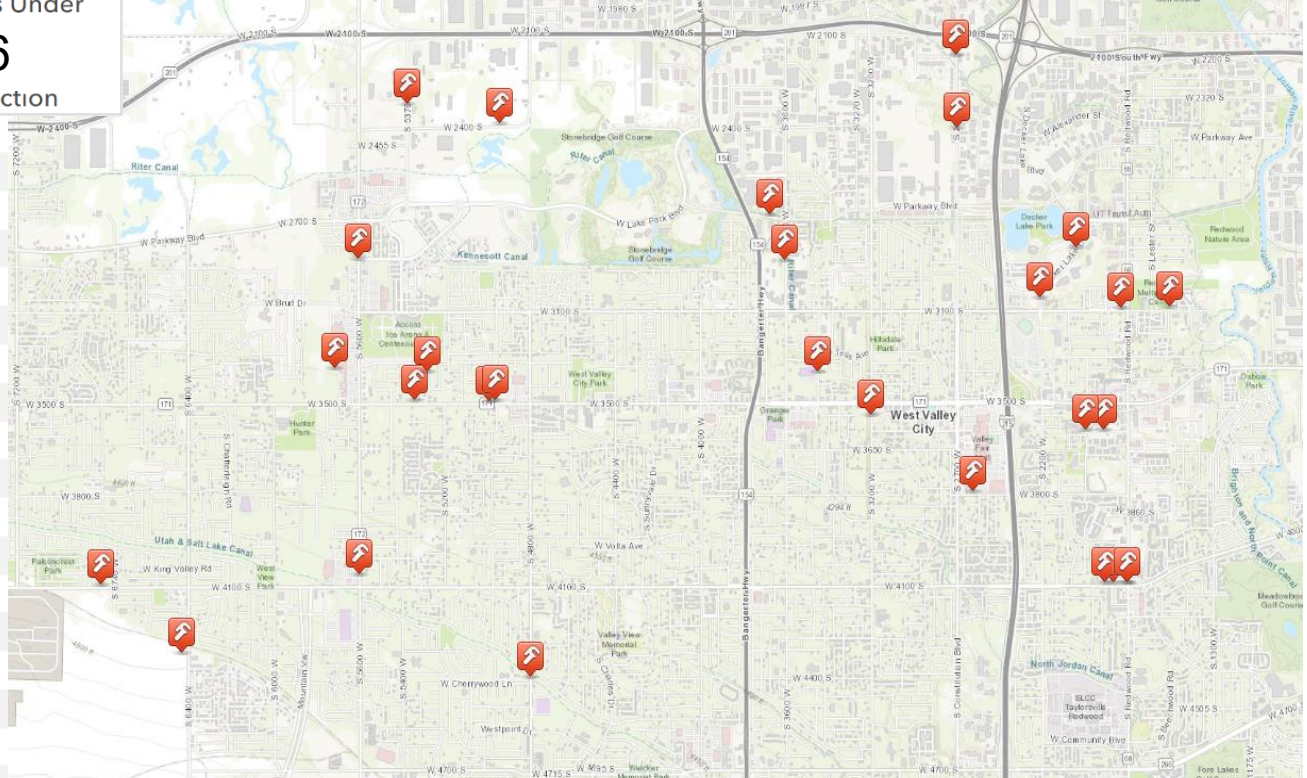
-



# INSPECTIONS UPDATE

Project Name	Address
Sprinter Wash-Detail Shop	2330 S 5370 W, WVC, 84120
RGA Design Center	1741 W 3100 S, WVC, 84119
Morrell Office Warehouse	2411 S 2700 W, WVC
JL Salon	4993 W 3500 S, WVC
20B Rushton Water Treatment Plant	1490 3100 S, WVC
20E Pioneer WWPS Replacement	2184 S CONSTITUTION BLVD, WVC, 84119
Lake Park Commerce Center Phase 3	4927 W 2400 S, WVC
West Lake Junior High School	3400 S 3450 W, WVC
H20 Lofts	2864 S DECKER LAKE DR, WVC
21J GHID Headquarters Landscaping	2888 S 3600 W, WVC
Kim Plaza	1798 W. 3600 S.
The Meadows	3554 S 3200 W, WVC
Weston Fields Sub Phase 1	6803 W 4100 S, WVC
West Valley Flats Sub.	5340 W 3500 S, WVC, 84120
22C: Lake Park and Merry Lane Sub Water Line Replacement	Lake Park and Merry Lane
Cottages on Merry Lane	3372 S MERRY LN, WVC, 84120
Back 9 Apartments	2600 W 3800 S, WVC, 84119
Starbucks	4065 S 5600 W, WVC, 84120
Ark Plaza	3601 S 1950 W, WVC, 84119
West Valley Family Medicine	1778 W 4100 S, WVC
4700 S. Expansion Project	4801 W 4700 S
Next Step Warehouse	3747 W PARKWAY BLVD, WVC
22D: 4100 South & 4700 South Waterlines Project	4100 S. 6000 W. To 6400 W. & 4700 S. 5600 W. To 6000 W.
20D: Kent Booster Pump Station Project	4404 S 4800 W, WVC
Copper Ridge Tech	5718 W. 3500 S.
Day Estates Subdivision	3789 S. 5200 W.
Alicia's Bakery	4960 W 3500 S, WVC
Taco Bell	1826 W 4100 S, WVC

Projects Under  
**36**  
Inspection



West Valley City Self-Storage	4322 S. 6400 W.
5600 W. Hotel	2878 S 5600 W, WVC, 84120
Stonebridge #2	27785 Leadership Ct
Decker Station	3058 S DECKER LAKE DR, WVC, 84119
Decker Lake Flex	3076 S. Decker Lake Dr.
20I: 3100 S. - 4100 S. Redwood Rd. Water Project	4100 S REDWOOD RD, WVC, 84123
Erin Hills Estates	5507 WEST S 3500 W
Sage Valley Apartments	1812 W. 4100 S.



# BACK 9 APARTMENTS



Sewer trench along 3800 S and under I-215 overpass



Installing sewer manhole base



# TACO BELL – 1826 W 4100 S



$\frac{3}{4}$ " landscape meter setter behind curb



$\frac{3}{4}$ " landscape meter setter and poly pipe lateral



# COPPER RIDGE TECH – 5718 W 3500 S



8" sewer lateral on north end of property



2" meter on south side of new building



Thrust blocking on 8" waterline



# EL POLLO LOCO – 3964 W 4700 S



Installation of 1 ½”  
water service



Upstream and  
downstream views of  
water lateral in trench





# WEST VALLEY STORAGE – 4352 S 6400 W



Fire hydrants on northwest and southwest ends of property



Southeast fire line tee and valves



# HUNSAKER PROJECT – 2452 S 3400 W



Sewer lateral cleanouts and gravel bedding



Shear band connection to existing 4" sewer